



# SEC 5. EXPLODED VIEWS

---

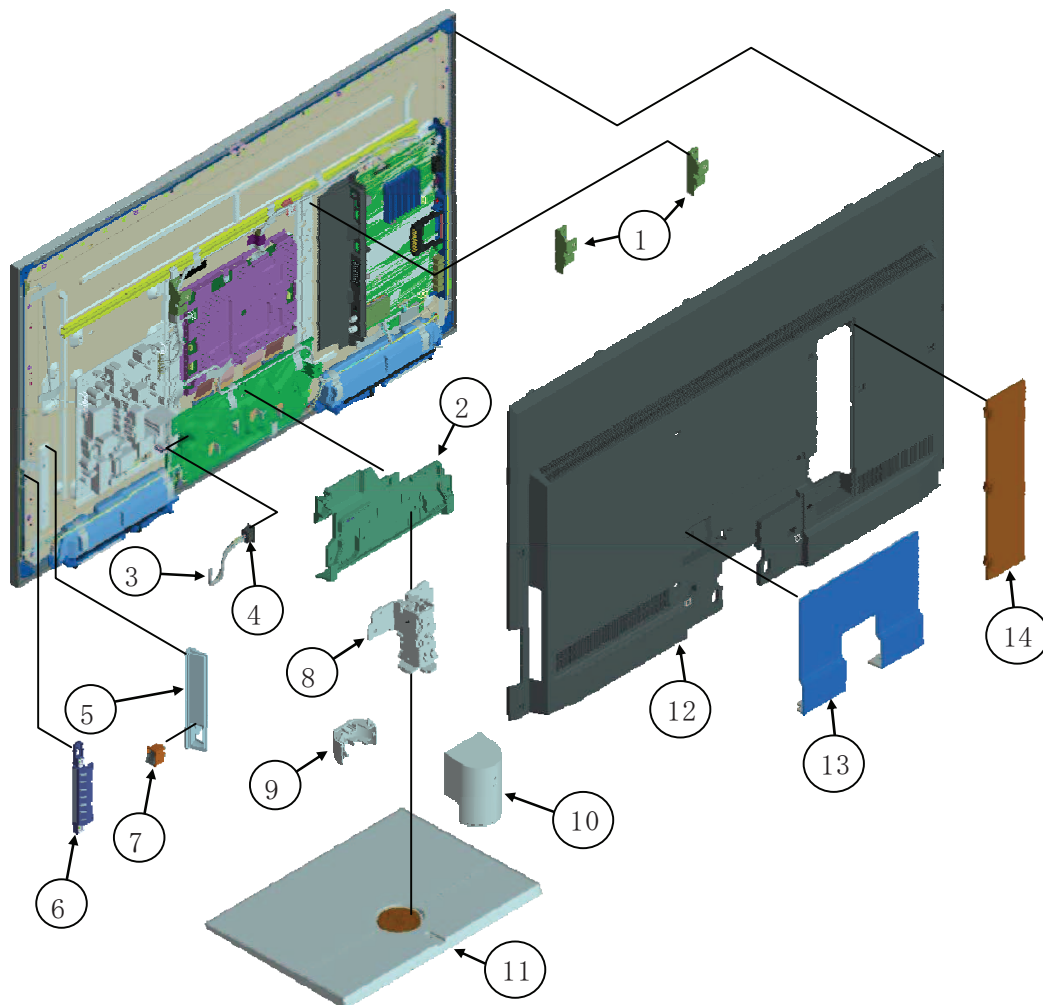
- Items with no part number and no description are not stocked because they are seldom required for routine service.
- The construction parts of an assembled part are indicated with a collation number in the remark column.
- Items marked " \* " are not stocked since they are seldom required for routine service. Some delay should be allowed for their procurement.

The components identified by shading and mark  are critical for safety. Replace only with part number specified.

The components identified by mark  contain confidential information. Strictly follow the instructions whenever the components are repaired and/or replaced.

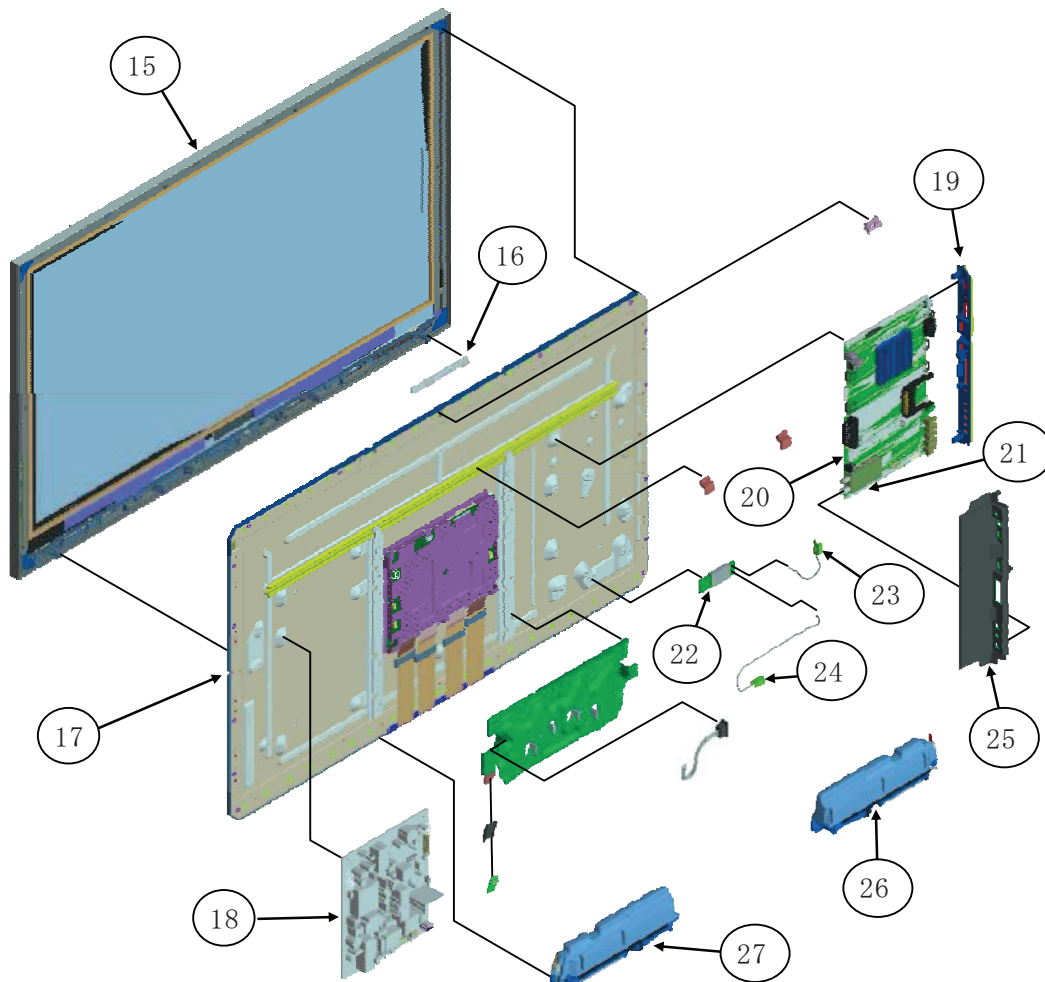
## 5-1. KDL-40NX800

### 5-1-1. CHASSIS-1



REF. No.	PART No.
1	4-164-305-01
2	4-165-762-61
3	1-837-642-12
4	1-842-031-11
5	4-167-684-11
6	1-487-835-11
7	1-798-309-11
8	4-170-445-01
9	4-170-474-11
10	4-170-481-11
11	X-2546-753-1
12	X-2547-173-2
13	4-165-763-01
14	4-167-683-01








5-1. KDL-40NX800  
5-1-2. CHASSIS-2

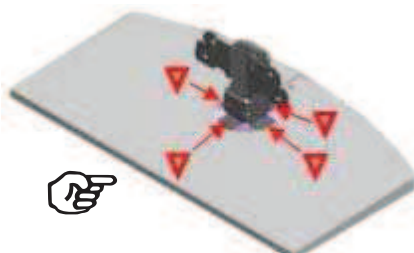
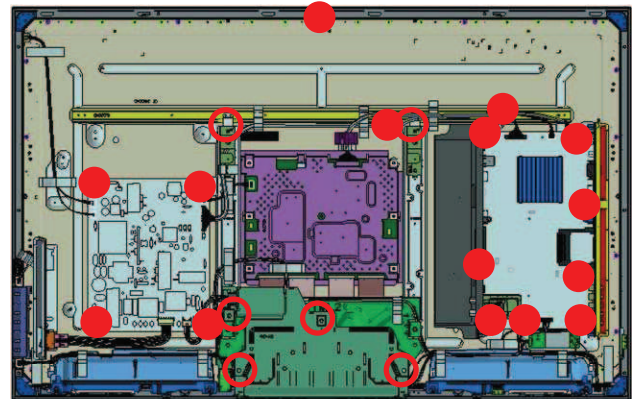
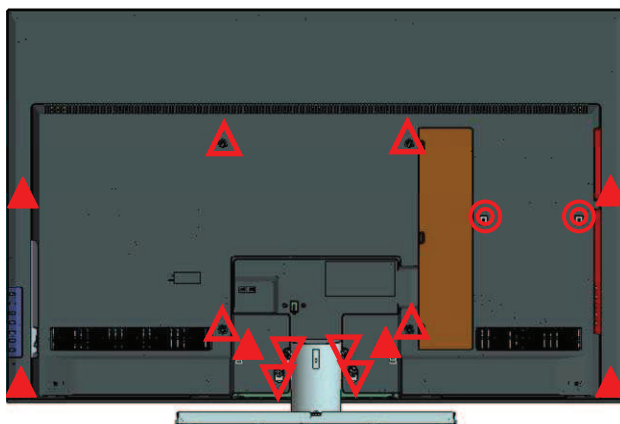


REF. No.	PART No.	D
15	A-1774-839-A	C
16	A-1744-406-A	H
17	▲ 1-811-093-11	L
18	▲ A-1754-373-A	S
19	X-2547-019-1	E
20	⊠ A-1766-469-A	E
21	8-597-720-00	U
22	1-487-818-11	C
23	1-754-692-11	A
24	1-754-692-21	A
25	4-164-306-01	E
26	1-858-378-11	S
27	1-858-378-21	S

## 5-1. KDL-40NX800

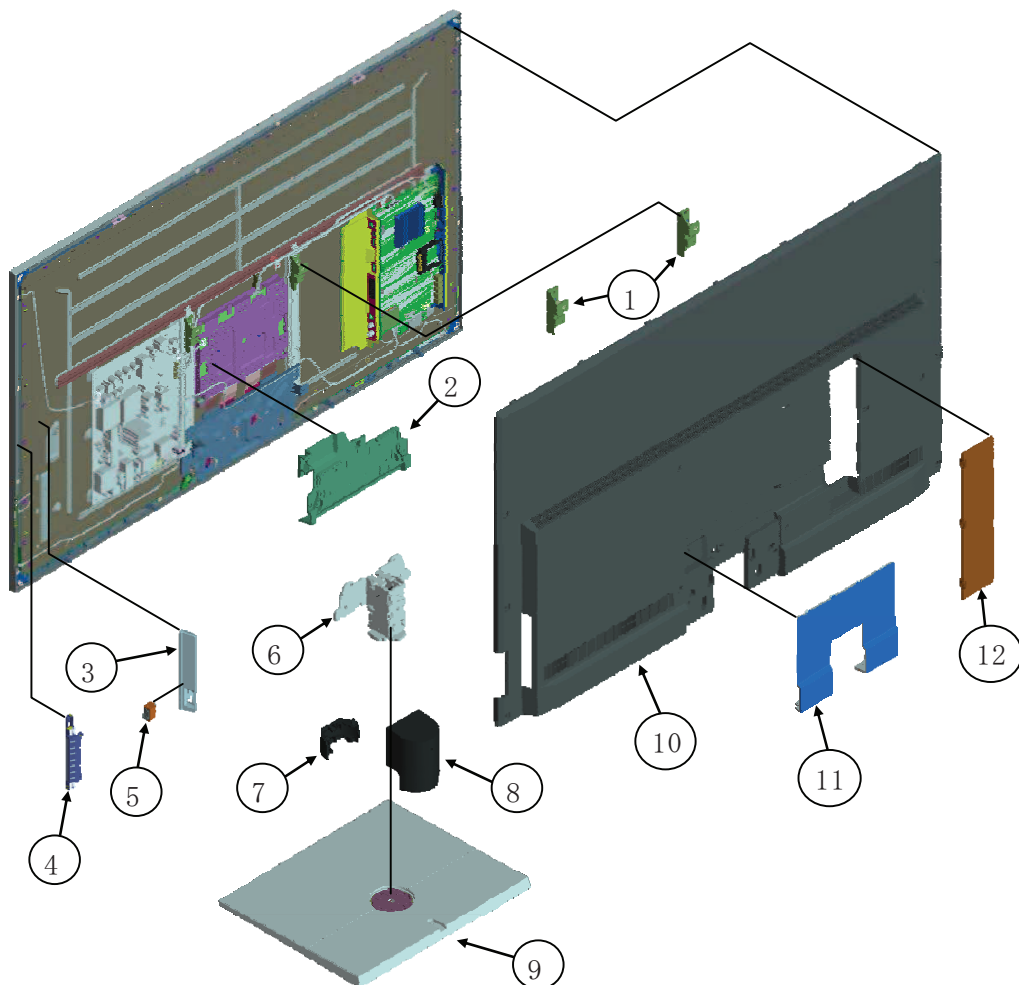
### 5-1-3. SCREWS

	PART No.	DESCRIPTION
	2-580-608-01	SCREW, +PSW M5X16
	2-580-592-01	SCREW, +PSW M3X8
	4-159-298-01	SCREW, +PSW M4X10
	* 2-345-219-11	+B IB 3X- CM3
	2-580-603-01	SCREW, +PSW M4X16
	4-178-167-01	SCREW, ORNAMENTAL
	2-580-639-01	SCREW, +BVTP 4X12 TYPE2 IT-3



## 5-2. KDL-52NX800

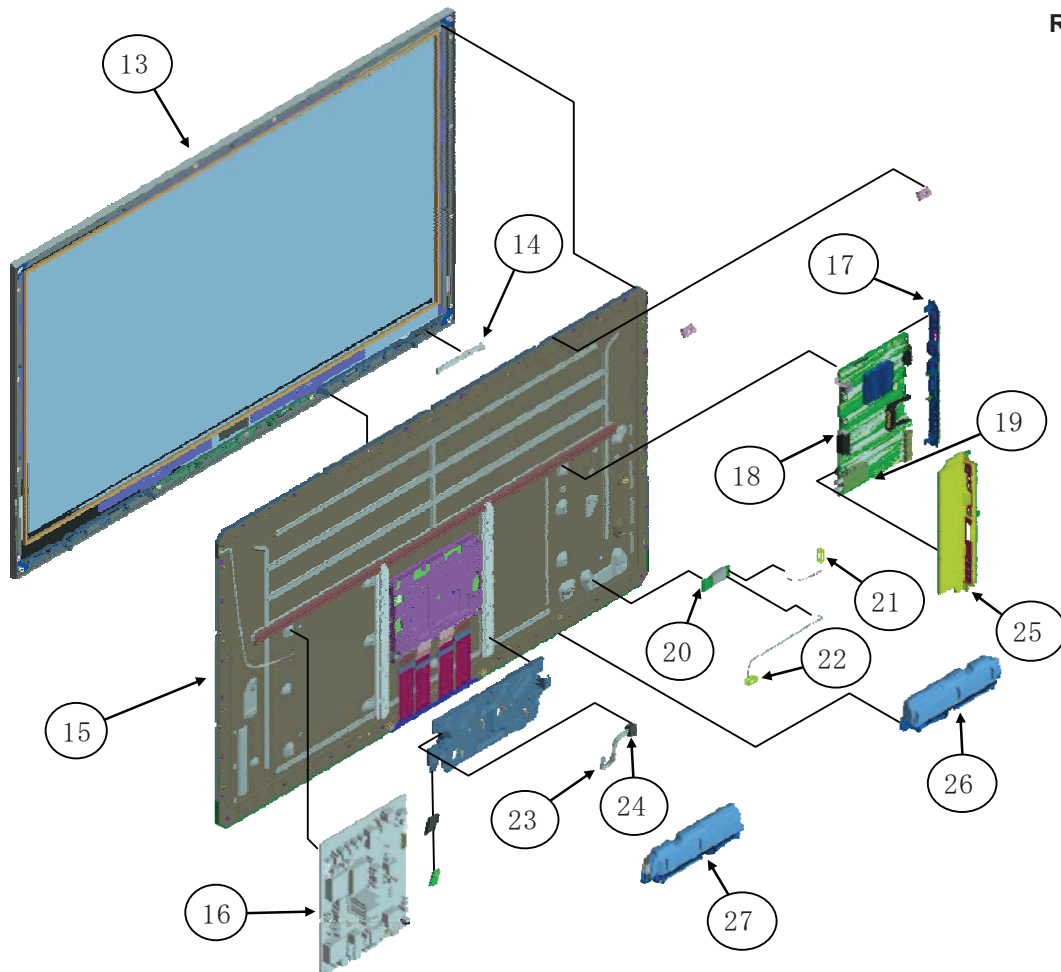
### 5-2-1. CHASSIS-1



REF. No.	PART No.
1	4-164-305-01
2	4-165-762-71
3	4-167-684-11
4	1-487-835-11
5	1-798-309-11
6	4-170-446-01
7	4-170-475-11
8	4-170-482-11
9	X-2546-755-1
10	X-2547-176-2
11	4-165-764-01
12	4-167-683-01

## 5-2. KDL-52NX800








### 5-2-2. CHASSIS-2

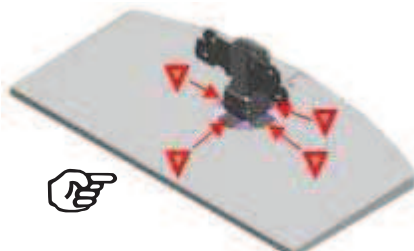
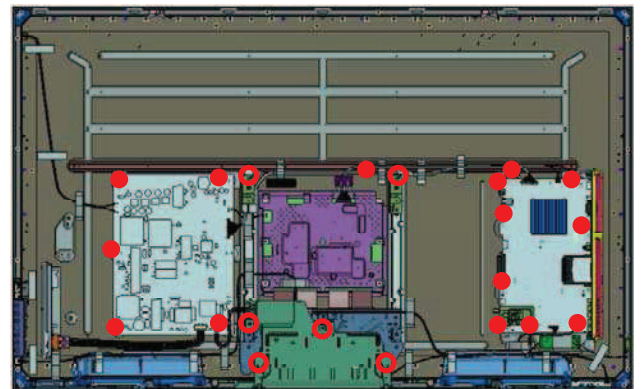
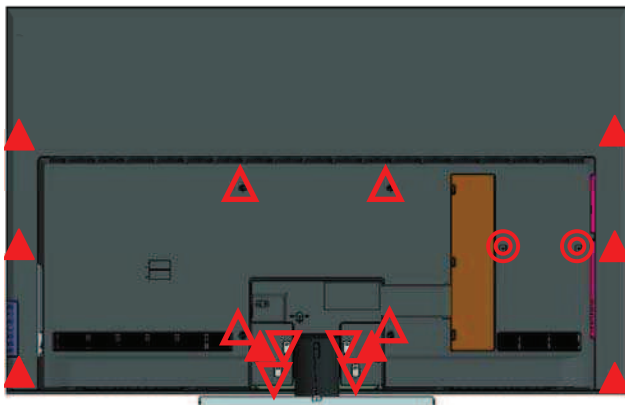


REF. No.	PART No.	
13	A-1774-840-A	
14	A-1744-406-A	
15	▲ 1-811-095-11	
16	▲ A-1754-368-A	
17	X-2547-019-1	
18	■ A-1766-469-A	
19	8-597-720-00	
20	1-487-819-11	
21	1-754-692-11	
22	1-754-692-21	
23	▲ 1-837-642-12	
24	▲ 1-842-031-11	
25	4-164-306-01	
26	1-858-378-11	
27	1-858-378-21	

## 5-2. KDL-52NX800

### 5-2-3. SCREWS

	PART No.	DESCRIPTION
	2-580-608-01	SCREW, +PSW M5X16
	2-580-592-01	SCREW, +PSW M3X8
	4-159-298-01	SCREW, +PSW M4X10
	* 2-345-219-11	+B IB 3X- CM3
	2-580-603-01	SCREW, +PSW M4X16
	4-178-167-01	SCREW, ORNAMENTAL
	2-580-639-01	SCREW, +BVTP 4X12 TYPE2 IT-3



---

## 5-3. OTHER PARTS

### 5-3-1. ACCESSORIES and CONNECTORS

#### 40 INCHES

- \*1-837-665-12 CONNECTOR ASSY (CN6003-ACSW)
- 1-837-674-11 LEAD WIRE WITH CONNECTOR(LVDS) (CN2600-TCON)
- \*1-910-100-05 HARNESS ASSY (1) (CN2602,CN4300-CN002,BTK,LOGO,WIFI,SP)
- \*1-910-100-06 CONNECTOR ASSY 15P (CN6150-CN3800,CN2561)
- \*1-910-100-07 CONNECTOR ASSY 10P (BTK\_SW-LED)
  
- \*1-910-100-61 CONNECTOR ASSY 4P (CN6151-TCON)

#### 52 INCHES

- \*1-837-667-12 CONNECTOR ASSY (CN6102-ACSW)
- 1-837-668-11 LEAD WIRE WITH CONNECTOR(LVDS) (CN2600-TCON)
- \*1-910-100-07 CONNECTOR ASSY 10P (BTK\_SW-LED)
- \*1-910-100-12 HARNESS ASSY (1) (CN2602,CN4300-CN002,BTK,LOGO,WIFI,SP)
- \*1-910-100-13 CONNECTOR ASSY 15P (CN6150-CN3800,CN2561)
  
- \*1-910-100-61 CONNECTOR ASSY 4P (CN6151-TCON)



---

## 5-3-2. INSTRUCTION MANUAL

\*4-180-178-41 MANUAL, INSTRUCTION

## 5-3-3. REMOTE COMMANDER

1-487-715-11 REMOTE COMMANDER (RM-ED031)

## 5-3-4. MISCELLANEOUS

1-822-484-11 HDMI CONNECTOR  
1-822-541-11 D SUB CONNECTOR  
1-822-597-11 OPTICAL OUT CONNECTOR  
1-822-610-13 ETHERNET CONNECTOR  
1-817-109-11 CONNECTOR, USB(A)  
  
1-822-579-31 CARD CONNECTOR (PCMCIA CARD)  
1-842-125-11 SCART CONNECTOR  
1-842-127-11 PHONO JACK 5P  
1-573-798-31 JACK, MINIATURE (DIA 3.5)  
1-822-526-11 JACK

**END**

---

**9-888-293-03**

KDL-40/52NX800Series(RUSS)

**Sony Corporation  
Sony UK  
Service Promotions Dept.**