



## SEC 5. EXPLODED VIEWS

---

- Items with no part number and no description are not stocked because they are seldom required for routine service.
- The construction parts of an assembled part are indicated with a collation number in the remark column.
- Items marked " \* " are not stocked since they are seldom required for routine service. Some delay should be anticipated when ordering these items.

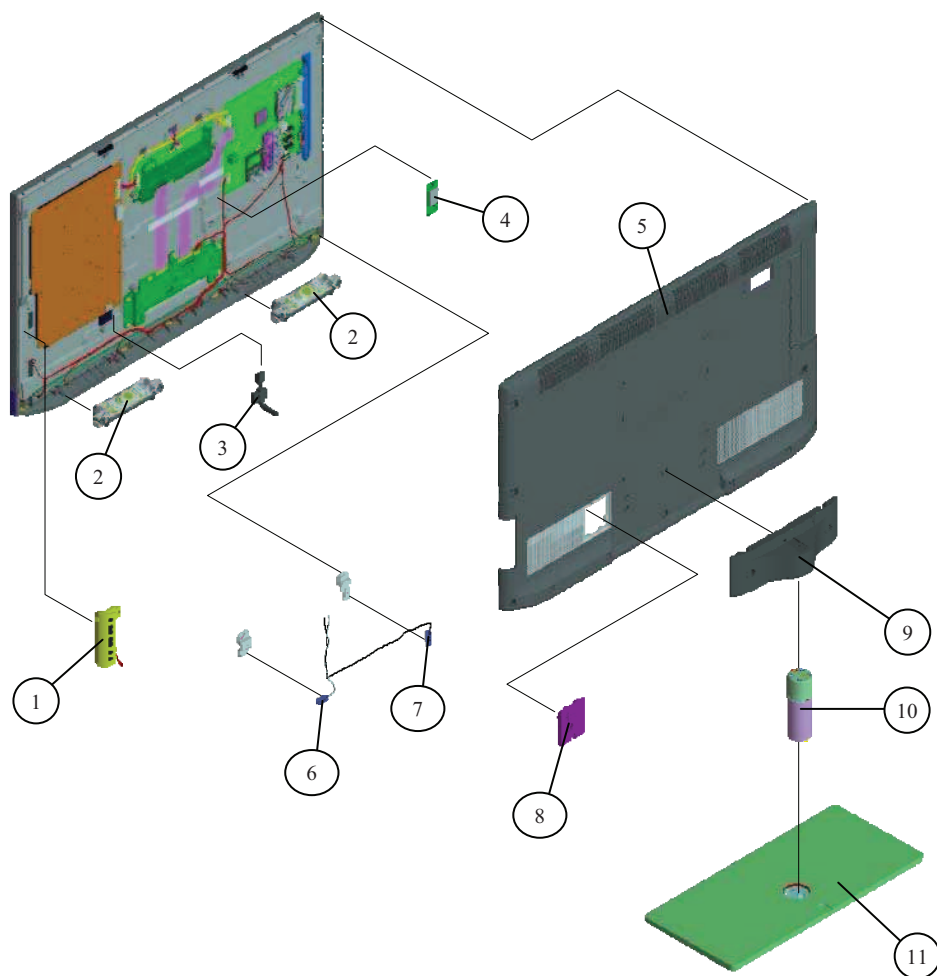
The components identified by shading and mark  are critical for safety. Replace only with part number specified.

The components identified by mark  contain confidential information. Strictly follow the instructions whenever the components are repaired and/or replaced.

**IMPORTANT: When replacing LCD Panel or Circuit Boards ensure that all Radiation Sheets and Insulation Sheets are in their correct positions in the TV set.**

## 5-1. KDL-32EX720/721/723/724/725/726/727/728/729

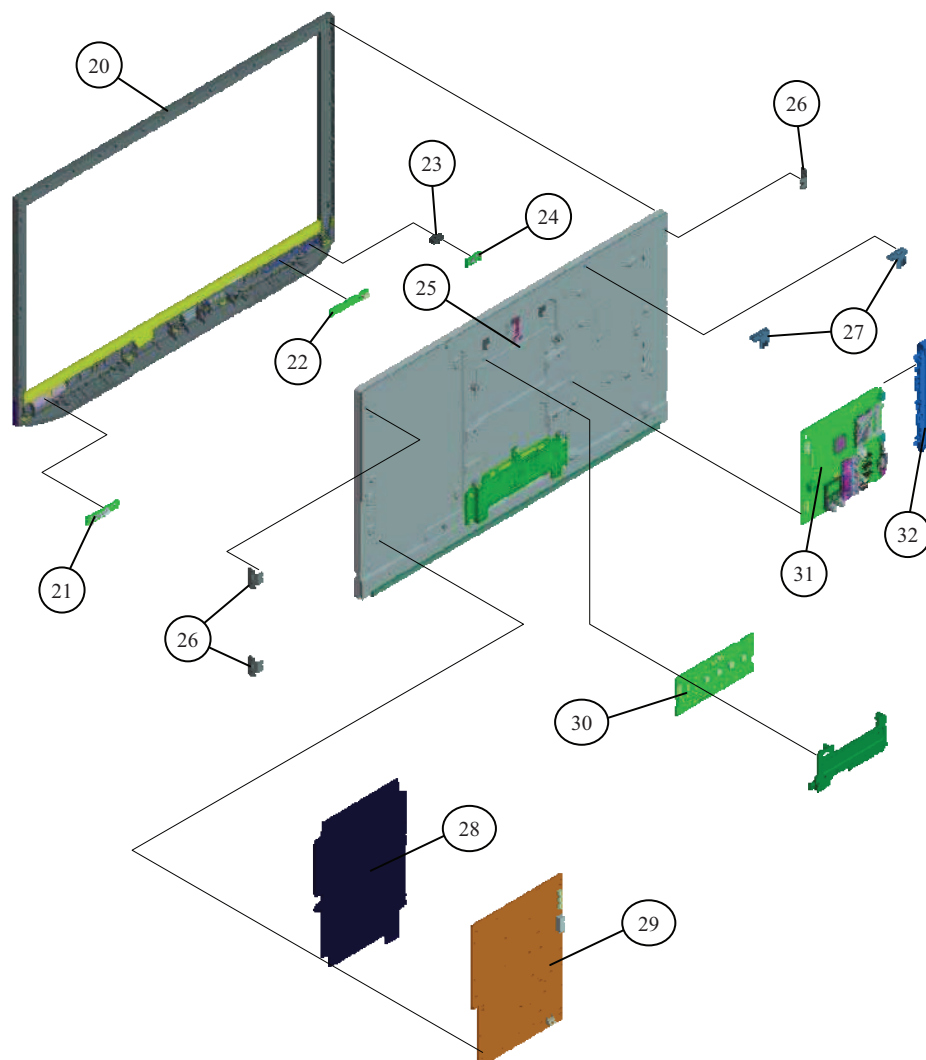
## 5-1-1. CHASSIS-1



REF. No.	PART No.	DESCRIPTION	REMARK
1	FX0006721	SWITCH UNIT	
2	FX0013811	LOUDSPEAKER (3X10CM)	
3	△ FX0000511	POWER-SUPPLY CORD (WITH CONN.)	
	△ FX0004012	POWER-SUPPLY CORD (WITH CONN.)	EX723,4
4	FX0012011	WIRELESS LAN CARD	EX721,4,6,7,8,9
5	FX0014301	REAR COVER(32)	EX720,1,3,4
	FX0015011	REAR COVER(32)	EX725,6,7,8,9
6	FX0012211	ANTENNA	EX721,4,6,7,8,9
7	FX0013611	ANTENNA	EX721,4,6,7,8,9
8	△ FX0002711	COVER, AC(M)	
9	FX0014611	STAND HEAD (M9)	
10	FX0014501	NECK (M9)	
11	FX0014701	STAND, BASE A(M1)	EX721,4,8
	FX0015111	STAND, BASE A(M1)	EX727
	FX0015511	STAND, BASE (M2)	EX720,3,5,6,9

## 5-1. KDL-32EX720/721/723/724/725/726/727/728/729

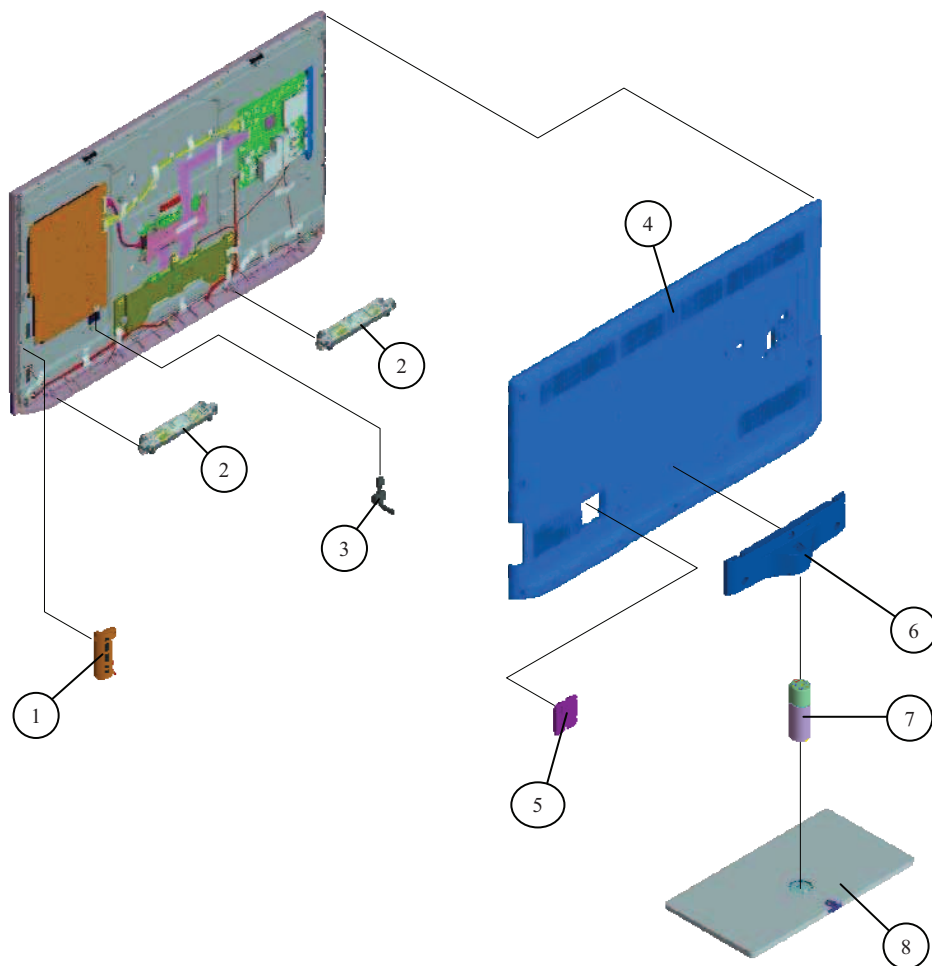
## 5-1-2. CHASSIS-2



REF. No.	PART No.	DESCRIPTION	REMARK
20	FX0014921	BEZEL(32 CAS)	EX721,4,8
	FX0015341	BEZEL(32 CAS)	EX726,7
	FX0015701	BEZEL(32 CAS)	EX720,3,5
	FX0015851	BEZEL(32 CAS)	EX729
21	FX0093501	HEM2 MOUNT	
22	FX0094001	HLR2 MOUNT(B-O-AEP)	
23	* FX0000711	FRENEL LENS	
24	FX0093901	HMS3_B_MOUNT	
25	1-811-339-11	LCD PANEL (S32EDL)	
26	FX0006101	BRACKET, PANEL (C)	
27	FX0006201	BRACKET, PANEL (H)	
28	FX0006401	SHEET, INSULATION (G10)	
29	△ FX0014411	STATIC CONVERTER (TV)-G10A	
30	FX0093701	LD_BLK A MOUNT	
31	🔒 FX0093801	BAT-V COMPL (SERVICE)	EX720,1
	🔒 FX0094501	BAT-V COMPL (SERVICE)	EX725,6,7,8,9
	🔒 FX0094801	BAT-V COMPL (SERVICE)	EX723,4
	🔒 FX0095601	BAT-V COMPL (SERVICE)	EX720(IT)
	🔒 FX0096401	BAT-V COMPL (SERVICE)	EX725(IT)
32	FX0006021	BRACKET SIDE (BAT-V32)	

## 5-2. KDL-37EX720/723/725

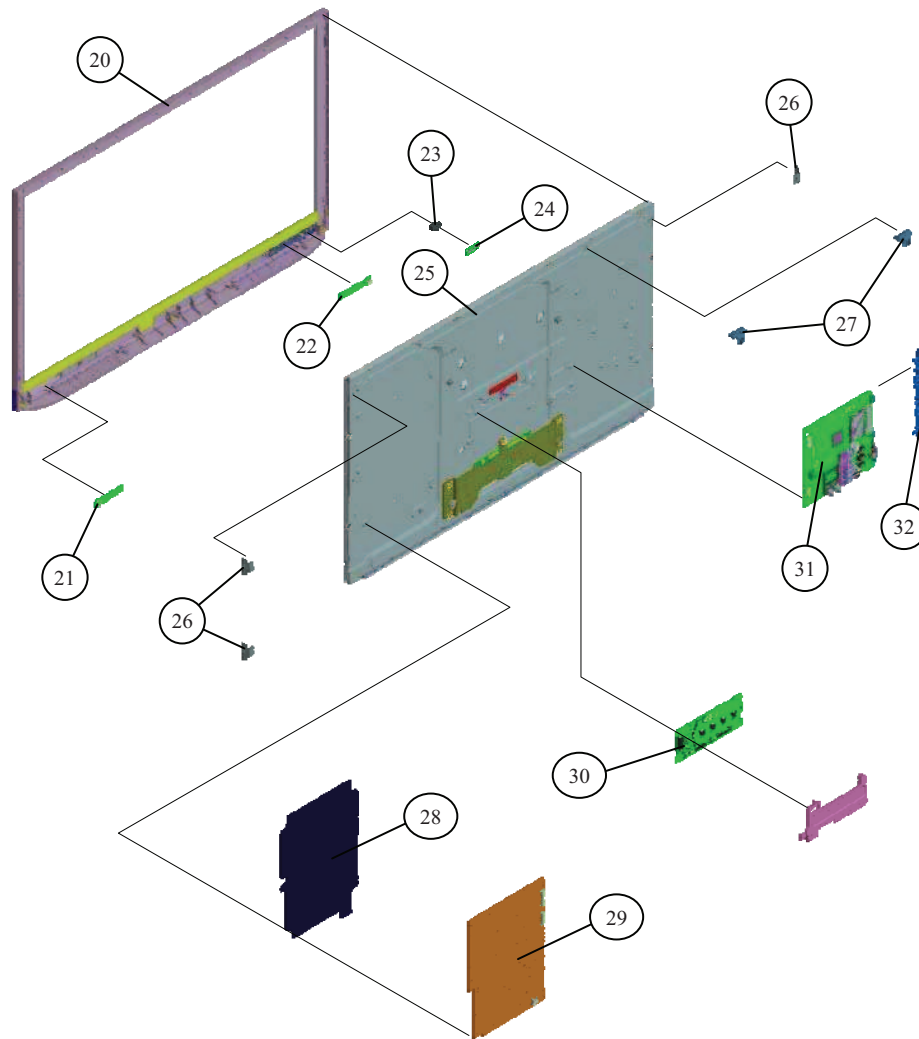
## 5-2-1. CHASSIS-1



REF. No.	PART No.	DESCRIPTION	REMARK
1	FX0006721	SWITCH UNIT	
2	FX0006911	LOUDSPEAKER (3X15CM)	
3	△ FX0000511	POWER-SUPPLY CORD (WITH CONN.)	
	△ FX0004012	POWER-SUPPLY CORD (WITH CONN.)	EX723
4	FX0007501	REAR COVER(37)	EX720
	FX0007511	REAR COVER(37)	EX725
	FX0019002	REAR COVER(37)	EX723
5	△ FX0002711	COVER, AC(M)	
6	FX0007801	STAND HEAD (ML9)	
7	FX0007602	NECK (ML9)	
8	FX0008001	STAND, BASE (ML2)	

## 5-2. KDL-37EX720/723/725

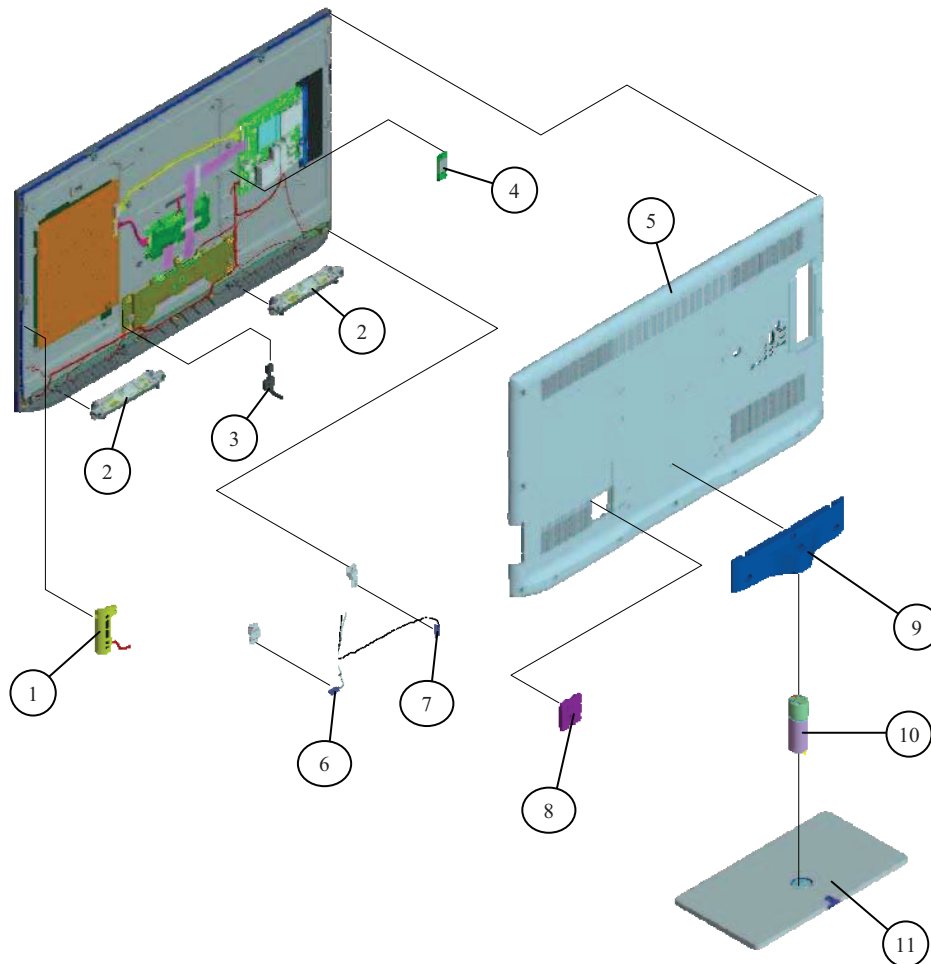
## 5-2-2. CHASSIS-2



REF. No.	PART No.	DESCRIPTION	REMARK
20	FX0008101	BEZEL(37 CAS)	
21	FX0093501	HEM2 MOUNT	
22	FX0094001	HLR2 MOUNT(B-O-AEP)	
23	* FX0000711	FRENEL LENS	
24	FX0093901	HMS3_B MOUNT	
25	1-811-382-11	LCD PANEL (C370H4-LE1)	
26	FX0006101	BRACKET, PANEL (C)	
27	FX0006201	BRACKET, PANEL (H)	
28	FX0006401	SHEET, INSULATION (G10)	
29	△ FX0006511	STATIC CONVERTER (TV)-G10B	
30	FX0093701	LD_BLK A MOUNT	
31	🔒 FX0093801	BAT-V COMPL (SERVICE)	EX720(AEP)
	🔒 FX0094501	BAT-V COMPL (SERVICE)	EX725
	🔒 FX0094801	BAT-V COMPL (SERVICE)	EX723
	🔒 FX0095601	BAT-V COMPL (SERVICE)	EX720(IT)
32	FX0006021	BRACKET SIDE (BAT-V32)	

## 5-3. KDL-40EX720/721/723/724/725/726/727/728/729

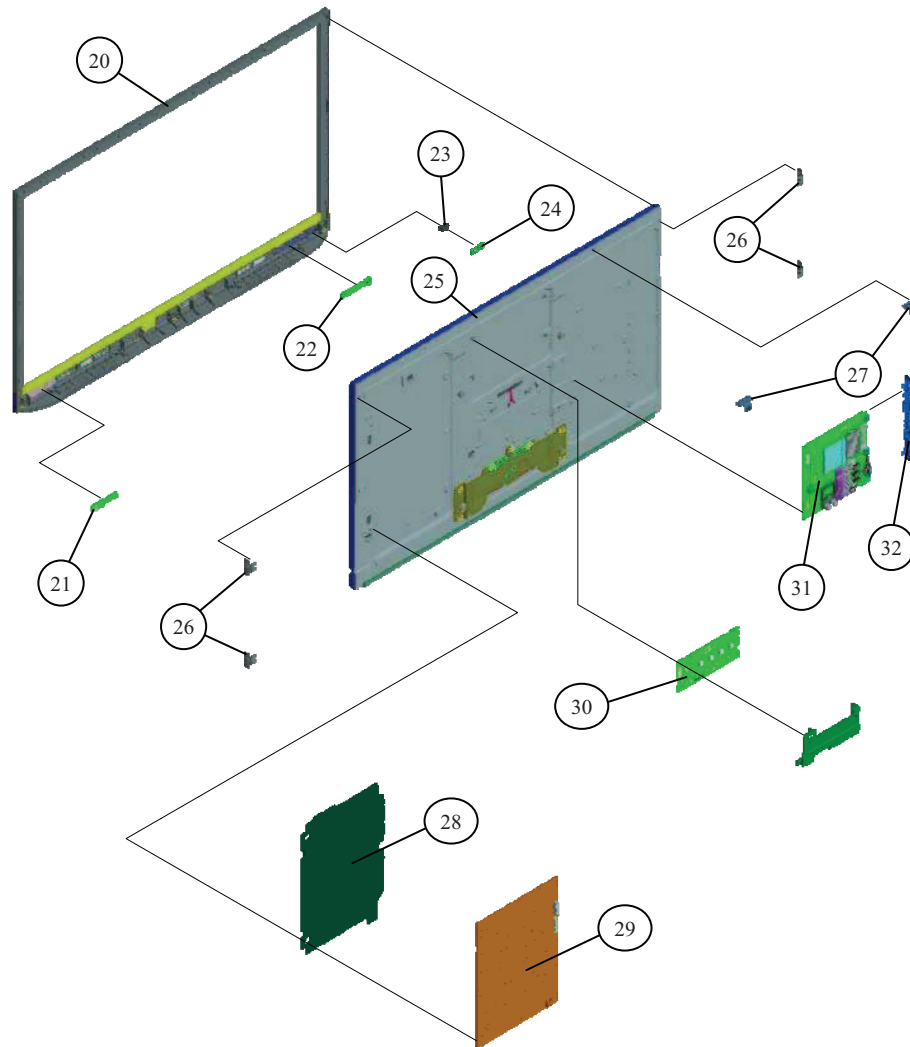
## 5-3-1. CHASSIS-1



REF. No.	PART No.	DESCRIPTION	REMARK
1	FX0006721	SWITCH UNIT	
2	FX0006911	LOUDSPEAKER (3X15CM)	
3	FX0000511	POWER-SUPPLY CORD (WITH CONN.)	
	FX0004012	POWER-SUPPLY CORD (WITH CONN.)	EX723,4
4	FX0012011	WIRELESS LAN CARD	EX721,4,6,7,8,9
5	FX0009101	REAR COVER(40)	EX720,1,3,4
	FX0013311	REAR COVER(40)	EX725,6,7,8,9
6	FX0012211	ANTENNA	EX721,4,6,7,8,9
7	FX0012311	ANTENNA	EX721,4,6,7,8,9
8	FX0002711	COVER, AC(M)	
9	FX0007711	STAND HEAD (ML9)	
10	FX0007601	NECK (ML9)	
	FX0015911	NECK (ML9)	EX727
11	FX0008001	STAND, BASE (ML2)	EX720,3,5,6,9
	FX0012601	STAND, BASE A(ML1)	EX721,4,8
	FX0013411	STAND, BASE A(ML1)	EX727

## 5-3. KDL-40EX720/721/723/724/725/726/727/728/729

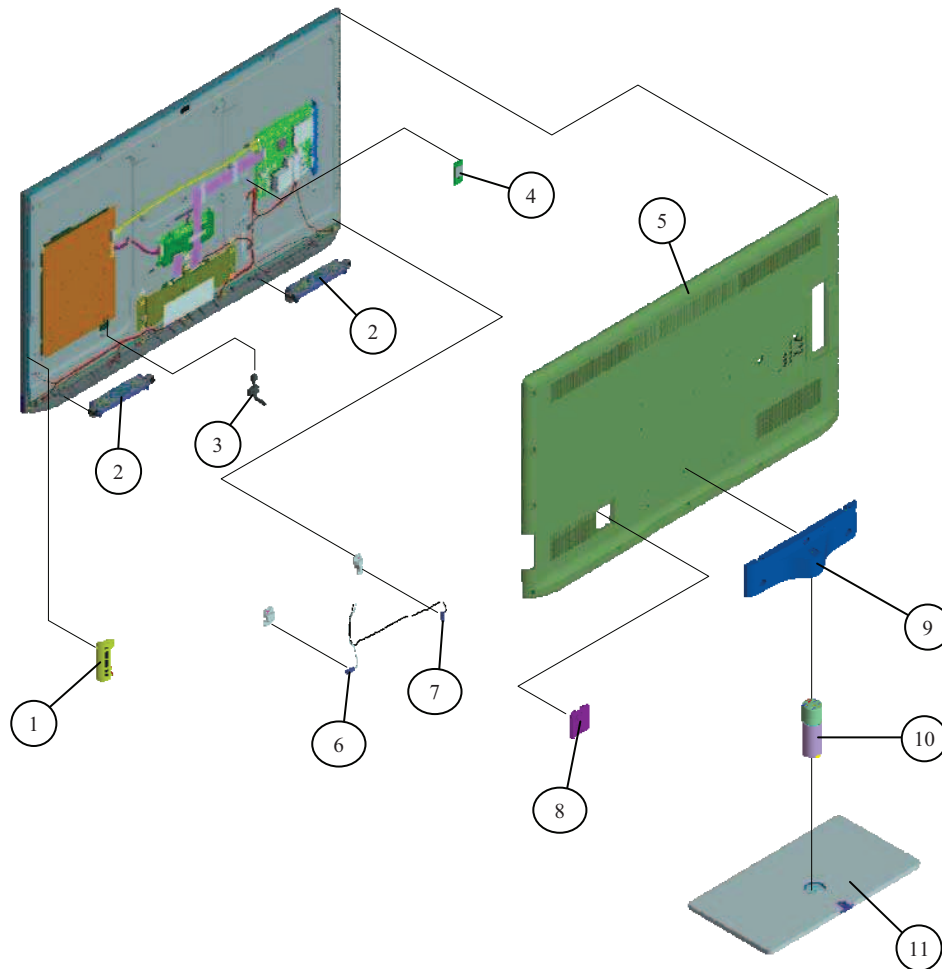
## 5-3-2. CHASSIS-2



REF. No.	PART No.	DESCRIPTION	REMARK
20	FX0013001	BEZEL(40 CAS)	EX720,3,5
	FX0013221	BEZEL(40 CAS)	EX721,4,8
	FX0013541	BEZEL(40 CAS)	EX726,7
	FX0009351	BEZEL(40 CAS)	EX729
21	FX0093501	HEM2 MOUNT	
22	FX0094001	HLR2 MOUNT(B-O-AEP)	
23	* FX0000711	FRENEL LENS	
24	FX0093901	HMS3_B_MOUNT	
25	1-811-340-11	LCD PANEL (S40EDL)	
26	FX0006101	BRACKET, PANEL (C)	
27	FX0006201	BRACKET, PANEL (H)	
28	FX0008301	SHEET, INSULATION (G4)	
29	⚠ FX0008411	STATIC CONVERTER (TV)-G4B	
30	FX0093701	LD_BLK A MOUNT	
31	🔒 FX0093801	BAT-V COMPL (SERVICE)	EX720,1
	🔒 FX0094501	BAT-V COMPL (SERVICE)	EX725,6,7,8,9
	🔒 FX0094801	BAT-V COMPL (SERVICE)	EX723,4
	🔒 FX0095601	BAT-V COMPL (SERVICE)	EX720(IT)
	🔒 FX0096401	BAT-V COMPL (SERVICE)	EX725(IT)
32	FX0008221	BRACKET SIDE (BAT-V)MOLD	

## 5-4. KDL-46EX720/721/723/724/725/726/727/728/729

## 5-4-1. CHASSIS-1

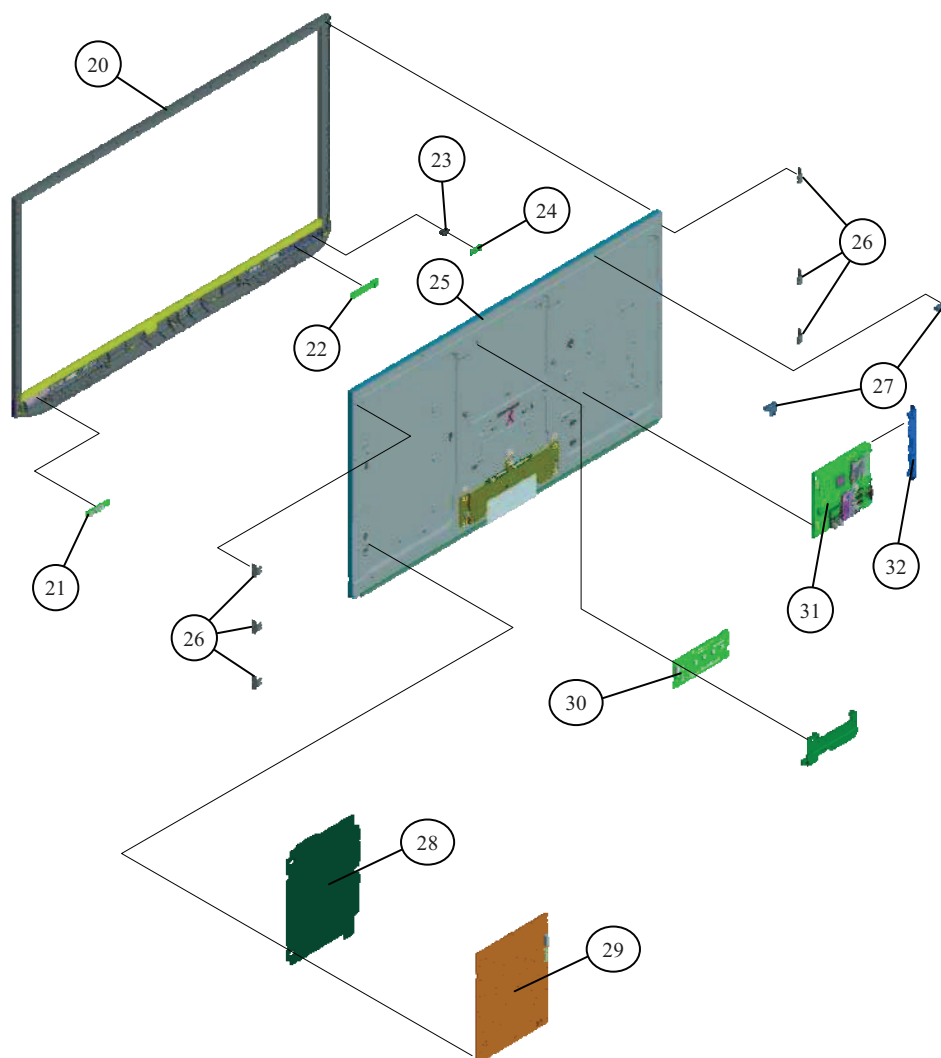


REF. No.	PART No.	DESCRIPTION	REMARK
1	FX0006721	SWITCH UNIT	
2	FX0006911	LOUDSPEAKER (3X15CM)	
3	△ FX0000511	POWER-SUPPLY CORD (WITH CONN.)	
	△ FX0004012	POWER-SUPPLY CORD (WITH CONN.)	EX723,4
4	FX0012011	WIRELESS LAN CARD	EX724,6,7,8,9
5	FX0016501	REAR COVER(46)	EX720,3,4
	FX0017011	REAR COVER(46)	EX725,6,7,8,9
6	FX0012211	ANTENNA	EX724,6,7,8,9
7	FX0012311	ANTENNA	EX724,6,7,8,9
8	△ FX0002711	COVER, AC(M)	
9	FX0007711	STAND HEAD (ML9)	
10	FX0009501	NECK (L9)	
11	FX0016611	STAND, BASE (L2)	EX720,3,5,6,9
	FX0009601	STAND, BASE A(L1)	EX721,4,8
	FX0009811	STAND, BASE A(L1)	EX727



## 5-4. KDL-46EX720/721/723/724/725/726/727/728/729

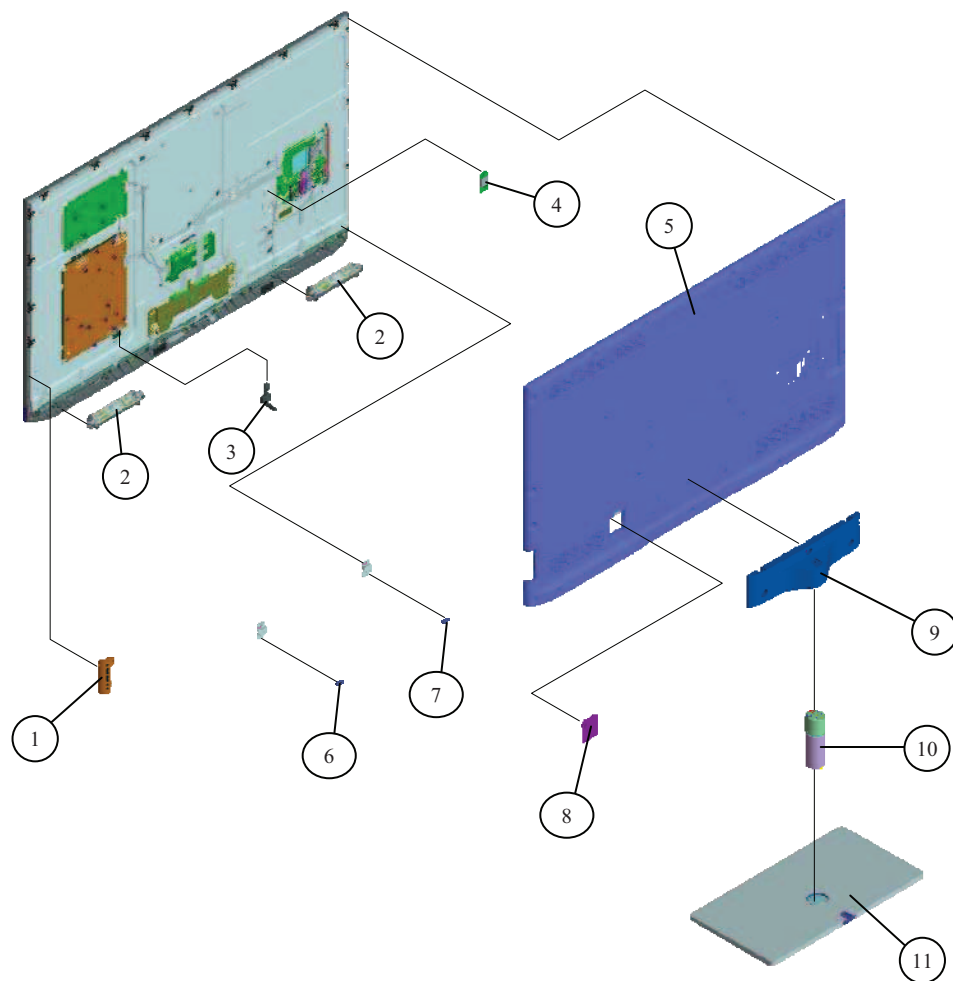
## 5-4-2. CHASSIS-2



REF. No.	PART No.	DESCRIPTION	REMARK
20	FX0016701	BEZEL(46 CAS)	EX720,3,5
	FX0009721	BEZEL(46 CAS)	EX721,4,8
	FX0017241	BEZEL(46 CAS)	EX726,7
	FX0011951	BEZEL(46 CAS)	EX729
21	FX0093501	HEM2 MOUNT	
22	FX0094001	HLR2 MOUNT(B-O-AEP)	
23	* FX0000711	FRENEL LENS	
24	FX0093901	HMS3_B_MOUNT	
25	1-811-341-11	LCD PANEL (S46EDL)	
26	FX0006101	BRACKET, PANEL (C)	
27	FX0006201	BRACKET, PANEL (H)	
28	FX0008301	SHEET, INSULATION (G4)	
29	⚠ FX0009411	STATIC CONVERTER (TV)-G5D	
30	FX0094101	LD_BLK B MOUNT	
31	🔒 FX0093801	BAT-V COMPL (SERVICE)	EX720,1
	🔒 FX0094501	BAT-V COMPL (SERVICE)	EX725,6,7,8,9
	🔒 FX0094801	BAT-V COMPL (SERVICE)	EX723,4
	🔒 FX0095601	BAT-V COMPL (SERVICE)	EX720(IT)
32	FX0008221	BRACKET SIDE (BAT-V)MOLD	

## 5-5. KDL-55EX720/721/723/725

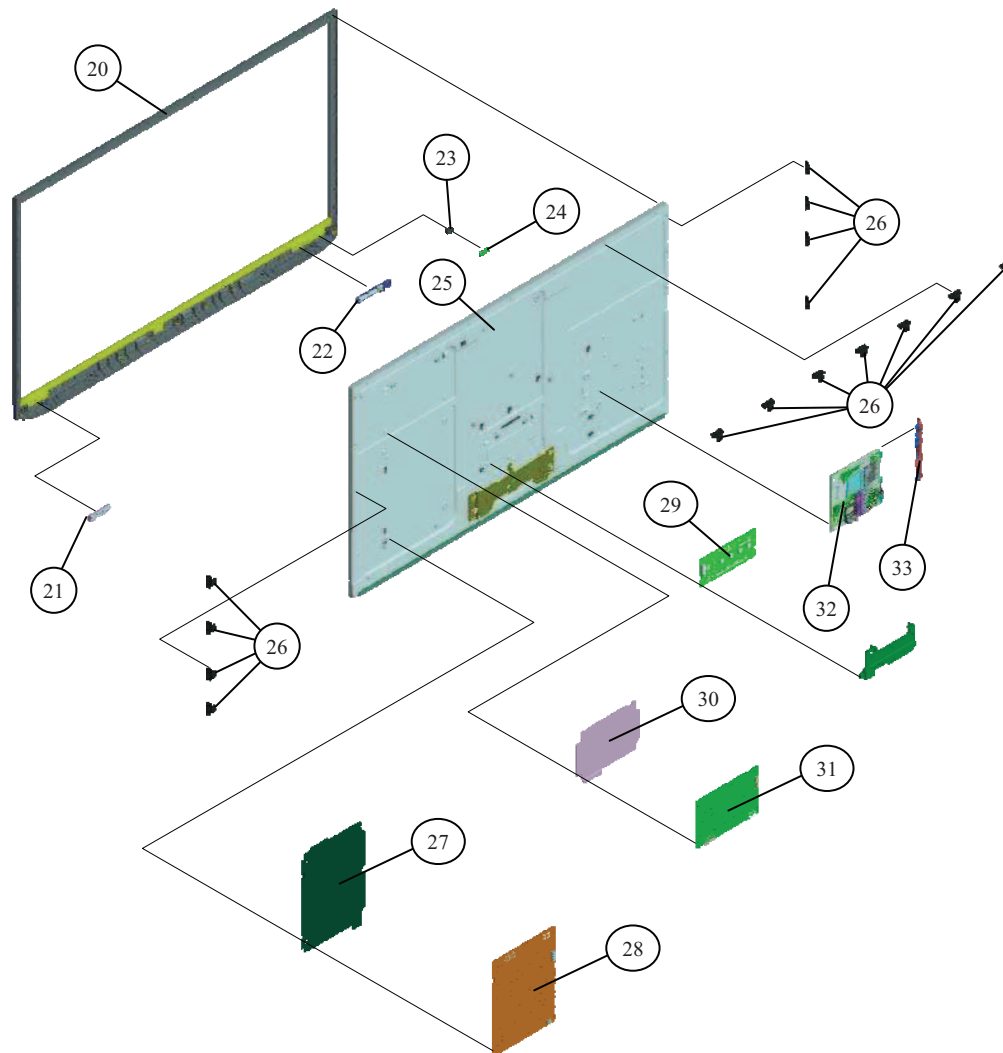
## 5-5-1. CHASSIS-1



REF. No.	PART No.	DESCRIPTION	REMARK
1	FX0006721	SWITCH UNIT	
2	FX0006911	LOUDSPEAKER (3X15CM)	
3	△ FX0000511	POWER-SUPPLY CORD (WITH CONN.)	
	△ FX0004012	POWER-SUPPLY CORD (WITH CONN.)	EX723
4	FX0012011	WIRELESS LAN CARD	EX721
5	FX0017501	REAR COVER (55 CAS) A	
	FX0017921	REAR COVER (55 CAS) A	EX721
6	FX0012211	ANTENNA	EX721
7	FX0017711	ANTENNA	EX721
8	△ FX0002711	COVER, AC(M)	
9	FX0007711	STAND HEAD (ML9)	
10	FX0011801	NECK (LL9)	
11	FX0011711	STAND, BASE (LL2)	
	FX0018101	STAND, BASE A(LL1)	EX721

## 5-5. KDL-55EX720/721/723/725

## 5-5-2. CHASSIS-2



REF. No.	PART No.	DESCRIPTION	REMARK
20	FX0011601	BEZEL(55 CAS)	
	FX0018221	BEZEL(55 CAS)	EX721
21	FX0093501	HEM2 MOUNT	
22	FX0094001	HLR2 MOUNT(B-O-AEP)	
23	* FX0000711	FRENEL LENS	
24	FX0093901	HMS3_B MOUNT	
25	1-811-342-12	LCD PANEL (S55EDL)	
26	FX0010401	BRACKET, PANEL (M)	
27	FX0008301	SHEET, INSULATION (G4)	
28	△ FX0010711	STATIC CONVERTER (TV)-G6A	
29	FX0094101	LD_BLK B MOUNT	
30	FX0010501	SHEET, INSULATION (G7)	
31	△ FX0010611	STATIC CONVERTER (TV)-G8A	
32	🔒 FX0093801	BAT-V COMPL (SERVICE)	EX720,1
	🔒 FX0094501	BAT-V COMPL (SERVICE)	EX725
	🔒 FX0094801	BAT-V COMPL (SERVICE)	EX723
	🔒 FX0095601	BAT-V COMPL (SERVICE)	EX720(IT)
33	FX0010221	BRACKET SIDE (BAT-V) METAL	

## 5-6. OTHER PARTS

### 5-6-1. MISCELLANEOUS

#### 32 Inches

- \* FX0013711 FLEXIBLE FLAT CABLE N4 32S - (CN2001(BAT-V)-PANEL)
- \* FX0013999 CONNECTOR ASSY 14P - (CN6705(G10)-CN1002(BLK))
- \* FX0014002 CONNECTOR ASSY 28P - (CN6001(BAT-V)-CN6002(BAT-V)-CN6704(G10))
- \* FX0015406 HARNESS ASSY - (CN9006(BAT-V)-CN100(HLR2)-HMS3-HEM2-SW/CN4601(BAT-V)-SP) - EX721,4,6,7,8,9
- \* FX0014140 FLEXIBLE FLAT CABLE 56 PIN - (CN11(T-CON)-CN11(LD))
- \* FX0014248 HARNESS ASSY - (CN9006(BAT-V)-CN100(HLR2)-WIFI-HMS3-HEM2-SW/CN4601(BAT-V)-SP) - EX721,4,6,7,8,9
- FX0002001 SHEET, RADIATION (BAT-L/V) - (Not shown)
- FX0005901 CLAMPER, CABLE - (Not shown)
- FX0007421 LABEL(BAT-V MOLD SIDE) - (Not shown)
- FX0003991 BAG, SCREW ASSY (M) - (See note on page 143)

#### 37 Inches

- \* FX0006811 FLEXIBLE FLAT CABLE N4 37S - (CN2001(BAT-V)-PANEL)
- \* FX0007049 CONNECTOR ASSY 14P - (CN6705(G10B)-CN1002(BLK))
- \* FX0007150 CONNECTOR ASSY 28P - (CN6001(BAT-V)-CN6002(BAT-V)-CN6704(G10B))
- \* FX0007252 HARNESS ASSY - (CN9006(BAT-V)-CN100(HLR2)-HMS3-HEM2-SW/CN4601(BAT-V)-SP)
- \* FX0007354 FLEXIBLE FLAT CABLE 56 PIN - (CN11(T-CON)-CN1003(BLK))
- FX0002001 SHEET, RADIATION (BAT-L/V) - (Not shown)
- FX0005901 CLAMPER, CABLE - (Not shown)
- FX0007421 LABEL(BAT-V MOLD SIDE) - (Not shown)
- FX0003991 BAG, SCREW ASSY (M) - (See note on page 143)

#### 40 Inches

- \* FX0008611 FLEXIBLE FLAT CABLE N4 40S - (CN2001(BAT-V)-PANEL)
- \* FX0008510 CONNECTOR ASSY 14P - (CN6801(G4B)-CN1002(BLK))
- \* FX0008712 CONNECTOR ASSY 28P - (CN6001(BAT-V)-CN6002(BAT-V)-CN6151(G4B))
- \* FX0012460 HARNESS ASSY - (CN9006(BAT-V)-CN100(HLR2)-WIFI-HMS3-HEM2-SW/CN4601(BAT-V)-SP) - EX721,4,6,7,8,9
- \* FX0008941 FLEXIBLE FLAT CABLE 56 PIN - (CN11(T-CON)-CN11(LD))
- \* FX0008816 HARNESS ASSY - (CN9006(BAT-V)-CN100(HLR2)-HMS3-HEM2-SW/CN4601(BAT-V)-SP) - EX720,3,5
- FX0002001 SHEET, RADIATION (BAT-L/V) - (Not shown)
- FX0005901 CLAMPER, CABLE - (Not shown)
- FX0009021 LABEL, SHEET(BAT-V MOLD SIDE) - (Not shown)
- FX0003991 BAG, SCREW ASSY (M) - (See note on page 143)

#### 46 Inches

- \* FX0016011 FLEXIBLE FLAT CABLE N4 46S - (CN2001(BAT-V)-PANEL)
- \* FX0016119 CONNECTOR ASSY 14P - (CN6801(G5)-CN1002(BLK))
- \* FX0016222 CONNECTOR ASSY 28P - (CN6001(BAT-V)-CN6002(BAT-V)-CN6151(G5))
- \* FX0017171 HARNESS ASSY - (CN9006(BAT-V)-CN100(HLR2)-WIFI-HMS3-HEM2-SW/CN4601(BAT-V)-SP) - EX721,4,6,7,8,9
- \* FX0016442 FLEXIBLE FLAT CABLE 56 PIN - (CN11(T-CON)-CN1003(BLK))
- \* FX0016326 HARNESS ASSY - (CN9006(BAT-V)-CN100(HLR2)-HMS3-HEM2-SW/CN4601(BAT-V)-SP) - EX720,3,5
- FX0002001 SHEET, RADIATION (BAT-L/V) - (Not shown)
- FX0005901 CLAMPER, CABLE - (Not shown)
- FX0009021 LABEL, SHEET(BAT-V MOLD SIDE) - (Not shown)
- FX0001191 BAG, SCREW ASSY (L) - (See note on page 143)

## 55 Inches

- \* FX0010811 FLEXIBLE FLAT CABLE N4 55S - (CN2001(BAT-V)-PANEL)
- \* FX0011130 CONNECTOR ASSY 14P - (CN6700(G8)-CN1002(BLK))
- \* FX0011233 CONNECTOR ASSY 28P - (CN6001(G6)-CN6001(BAT-V)-CN6002(BAT-V)-CN8003(T-CON))
- \* FX0010921 CONNECTOR ASSY 2P - (CN6502(G6)-CN6601(G7/G8))
- \* FX0011021 CONNECTOR ASSY 2P - (CN6501(G6)-CN6600(G7/G8))
- \* FX0011545 CONNECTOR ASSY 7P - (CN6102(G6)-CN6701(G7/G8))
- \* FX0011443 FLEXIBLE FLAT CABLE 56 PIN - (CN11(T-CON)-CN1003(BLK))
- \* FX0011338 HARNESS ASSY - (CN9006(BAT-V)-CN100(HLR2)-HMS3-HEM2-SW/CN4601(BAT-V)-SP) - EX720,3,5
- \* FX0017879 HARNESS ASSY - (CN9006(BAT-V)-CN100(HLR2)-WIFI--HMS3-HEM2-SW/CN4601(BAT-V)-SP) - EX721
- FX0002001 SHEET, RADIATION (BAT-L/V) - (Not shown)
- FX0005901 CLAMPER, CABLE - (Not shown)
- FX0017401 LABEL(BAT-V METAL SIDE) - (Not shown)
- FX0017301 LABEL(BAT-V REAR) - (Not shown)
- FX0017611 LABEL(BAT-V REAR) - (Not shown) - EX725
- FX0001191 BAG, SCREW ASSY (L) - (See note on page 143)

## 5-6-2. COMMON PARTS

### Note

The information for this section is not yet available. An update to this manual will be issued to include this information when it becomes available.

---

### 5-6-3. ACCESSORIES

- \* FX0004112      MANUAL, INSTRUCTION - EX723,4
- \* FX0004222      MANUAL, INSTRUCTION - EX720,1
- \* FX0004332      MANUAL, INSTRUCTION - EX720,1,3,4
- \* FX0004442      MANUAL, INSTRUCTION - EX720
- \* FX0003071      MANUAL, INSTRUCTION - EX725,6
- \* FX0003072      MANUAL, INSTRUCTION - EX725,6,7,8,9
- \* FX0016951      MANUAL, INSTRUCTION - EX720
- FX0006611      REMOTE COMMANDER (RM-ED044) - EX720,3,5
- FX0012111      REMOTE COMMANDER (RM-ED041) - EX721,4,6,7,8,9

#### **Note**

The "Bag , Screw Assy" contains the following:-

Screw, +PSW M5x16

Hex Wrench

User Screw ST

END

---

**9-888-389-04**

**Sony Corporation  
Sony UK  
Service Promotions Dept.**

**English**  
11DP7100-1  
Made in U.K.  
© 2011. 04