

SECTION 5 EXPLODED VIEWS

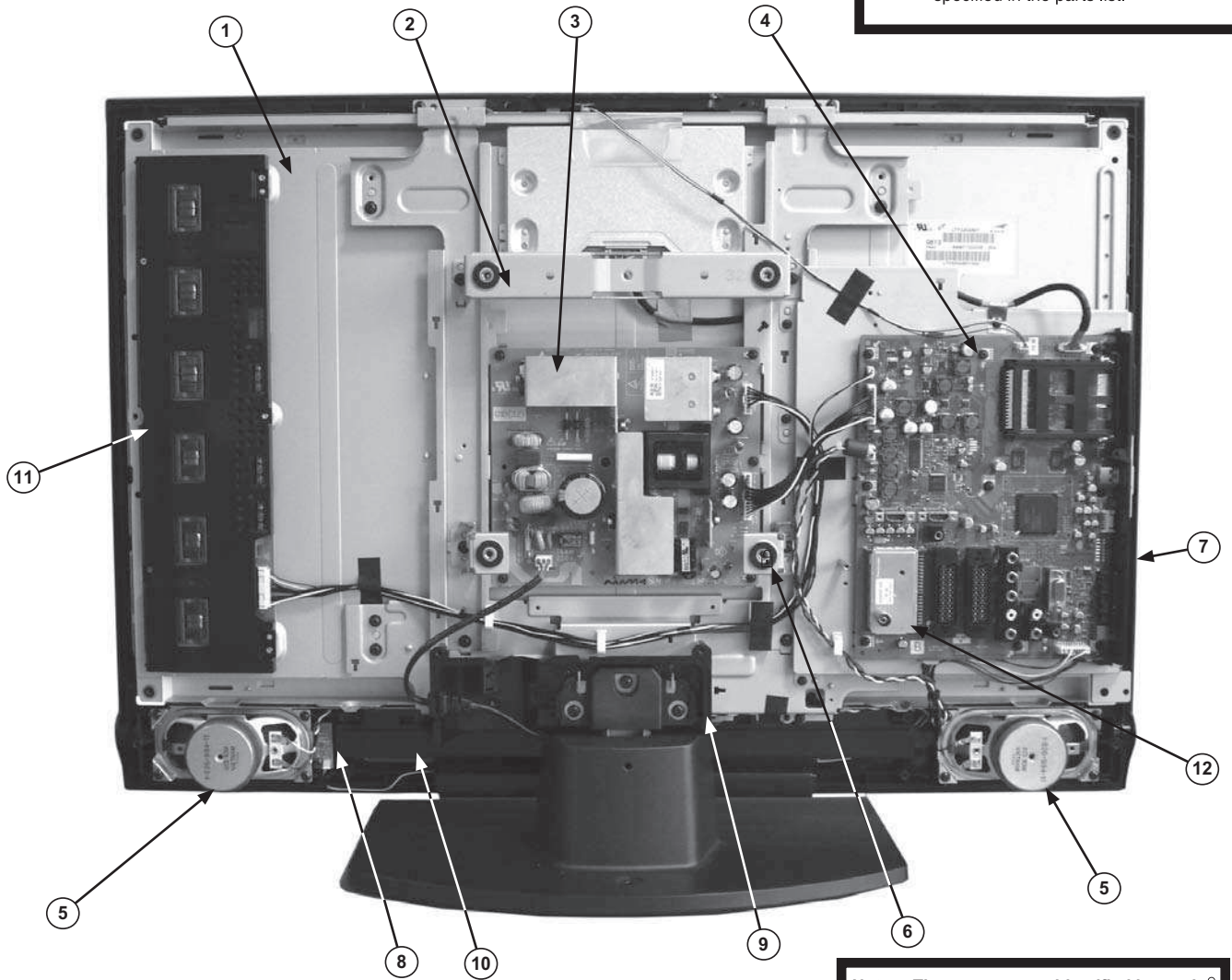
NOTE :

- Non-serviceable items with no part number and no description are not stocked because they are not required for routine service.
- The construction parts of an assembled part are indicated with a collation number in the remarks column.
- Items marked “*” are not stocked since they are seldom required for routine service. Some delay should be anticipated when ordering these items.

Note : Les composants identifiés par une trame et par une marque Δ sont d'une importance critique pour la securite. Ne les remplacer que par des pieces du numero specifique.

Note : The components identified by shading and marked Δ are critical for safety. Replace only with the part numbers specified in the parts list.

5-1. CHASSIS




Note : The components identified by mark Δ contain confidential information. Strictly follow the instructions when ever the components are repaired and/or replaced.

REF.NO.	PART.NO	DESCRIPTION	REMARK	REF.NO.	PART.NO	DESCRIPTION	REMARK
1	Δ 1-802-699-14	LCD PANEL (32INCH WXGA TFT)		7	4-105-158-01	TERMINAL SIDE BKT	
2	4-107-332-01	FRAME, VESA (TOP) (32)		8	4-105-160-01	GUIDE, RC (32)	
3	*1-474-099-11	POWER UNIT		9	4-105-161-01	COVER, UNDER (32)	
4	Rev 2.0 Δ *1-857-143-11	MOUNTED PWB B (MAIN) (WE/OIRT/RUSS)		10	4-105-162-01	BAR, UNDER (32)	
	Rev 2.0 Δ *1-857-143-41	MOUNTED PWB B (MAIN) (UK)		11	1-857-109-11	ETC-INVERTER MT BOARD	
5	1-826-994-11	SPEAKER (12.6X5.7CM)		12	Rev 2.0 1-693-777-11	TUNER, ENG37E10KF	
6	4-107-333-01	FRAME, VESA (BOTTOM) (32)					

5-1. CHASSIS (cont)

Note : Les composants identifiés par une trame et par une marque Δ sont d'une importance critique pour la sécurité. Ne les remplacer que par des pièces du numéro spécifié.

Note : The components identified by shading and marked Δ are critical for safety. Replace only with the part numbers specified in the parts list.

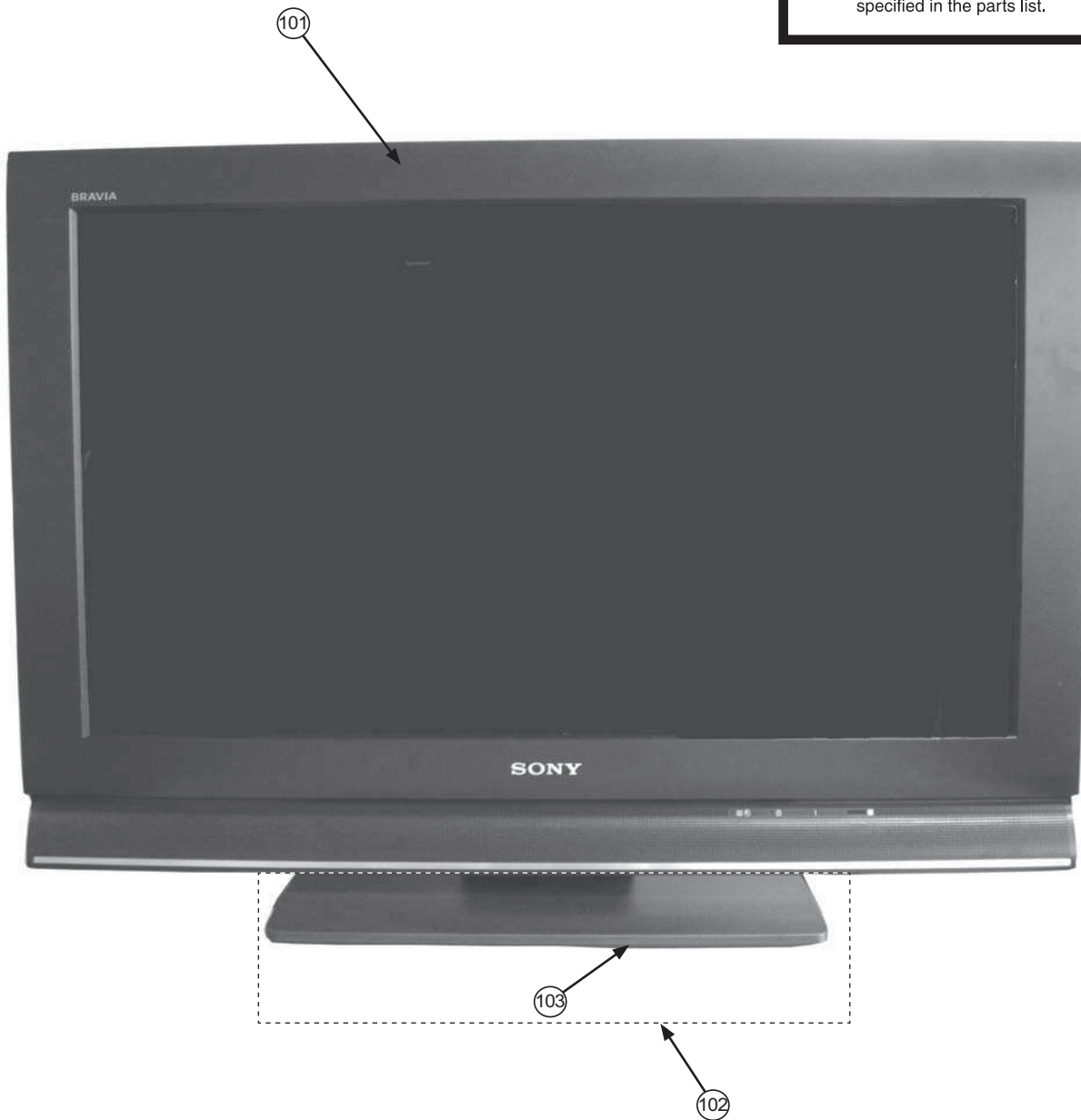


REF.NO.	PART.NO	DESCRIPTION	REMARK	REF.NO.	PART.NO	DESCRIPTION	REMARK
51	*1-857-144-11	MOUNTED PWB H1 (KEY CONTROL)		55	*1-857-146-11	MOUNTED PWB H4 (IR)	
52	4-107-337-01	BUTTON		56	*1-910-047-44	CONNECTOR ASSY LVDS 32	
53	4-107-338-01	BRACKET BUTTON		57	4-105-159-01	GUIDE, LED (32)	
54	*1-857-145-11	MOUNTED PWB H3 (LED)					

5-2. BEZEL & STAND ASSY

Note : Les composants identifiés par une trame et par une marque Δ sont d'une importance critique pour la sécurité. Ne les remplacer que par des pièces du numéro spécifié.

Note : The components identified by shading and marked Δ are critical for safety. Replace only with the part numbers specified in the parts list.





REF.NO.	PART.NO	DESCRIPTION	REMARK	REF.NO.	PART.NO	DESCRIPTION	REMARK
101	X-2319-142-1	BEZEL (32) ASSY					
102	X-2319-144-1	STAND ASSY	103				
103	4-105-164-01	COVER, STAND					

5-3. REAR COVER & POWER SUPPLY CORDS

Note : Les composants identifiés par une trame et par une marque Δ sont d'une importance critique pour la sécurité. Ne les remplacer que par des pièces du numéro spécifié.

Note : The components identified by shading and marked Δ are critical for safety. Replace only with the part numbers specified in the parts list.



REF.NO.	PART.NO	DESCRIPTION	REMARK	REF.NO.	PART.NO	DESCRIPTION	REMARK
151	X-2319-143-1	REAR COVER ASSY		154	Δ 1-835-571-11	POWER SUPPLY CORD (WITH CONNECTOR) (AEP)	
152	4-105-163-01	COVER, SERVICE		155	Δ 1-835-572-11	POWER SUPPLY CORD (WITH CONNECTOR) (UK)	
153	*4-105-505-01	CARD, DUMMY PC					

REF.NO.	PART.NO	DESCRIPTION	REMARK	REF.NO.	PART.NO	DESCRIPTION	REMARK
---------	---------	-------------	--------	---------	---------	-------------	--------

ACCESSORIES AND CONNECTORS

- 1-910-047-44 CONNECTOR ASSY LVDS 32 (J3(B)-PANEL)
- *3-878-284-11 INSTRUCTION MANUAL (UK) ENGLISH
- *3-878-284-21 INSTRUCTION MANUAL (WE) GERMAN/SPANISH/
FRENCH/GREEK/ITALIAN/DUTCH/PORTUGUESE
- *3-878-284-31 INSTRUCTION MANUAL (OIRT) DANISH/FINNISH/
ENGLISH/NORWEGIAN/POLISH/RUSSIAN/SWEDISH
- *3-878-284-41 INSTRUCTION MANUAL (OIRT) CZECH/HUNGARIAN/
SLOVAK/TURKISH

REMOTE COMMANDER

- 1-480-904-11 REMOTE COMMANDER (RM-ED014)

Note: Connector Harnesses (except the LVDS Connector Assy) are not serviceable parts in this model and so are not listed above.

