

Service Manual

Refrigerator



FR-521/551NT/NB



FR-630/662/700NT/NB



FR-780/820NT/NB



FR-860NA

✓ Caution

: In this Manual, some parts can be changed for improving, their performance without notice in the parts list. So, if you need the latest parts information, please refer to PPL(Parts Price List) in Service Information Center (<http://svc.dwe.co.kr>).

DAEWOO ELECTRONICS CO., LTD.

<http://svc.dwe.co.kr>

Nov. 1999

DAEWOO

SAFETY AND PRECAUTIONS

- 1) For starters, be sure to check any chances of the leakage of electricity.
- 2) You could handle a part in the vicinity of electricity after unplugging.
- 3) You should put on rubber gloves to prevent an electric shock on operation test.
- 4) Make sure the rated current, voltage, capacity before using an instrument.
- 5) Keep your wet hands away from the metal goods in the freezer compartment not to be frostbitten.
- 6) Be careful not to let water to permeate the electric part in the machine room.
- 7) With the door open during your working, you might be damaged by that door.
- 8) You should give a title to the refrigerator for your safe after removing the breakable goods inside the refrigerator.
- 9) You'd better use cotton gloves if you fix it up around the evaporator.

TABLE OF CONTENTS

1. SPECIFICATIONS	2
1. OUTLINE	2
2. NAME OF PARTS	3
3. AIR FLOW DIAGRAM	5
4. REFRIGRANT CYCLE DIAGRAM.....	8
5. CIRCUIT DIAGRAM	9
6. ELECTRIC PARTS.....	11
1. COMPRESSOR	11
2. RELAY	12
3. STARTING CAPACITOR	13
4. RUNNING CAPACITOR	13
5. C-FAN MOTER	14
6. F-FAN MOTER	14
7. R-FAN MOTER	15
8. DEFROST HEATER	15
9. LAMP ASSEMBLY	16
10. FUSE	16
11. THERO FUSE	16
12. PCB TRANSFORMER	16
13. MAIN PCB ASSEMBLY	17
14. DOOR S/W	17
15. DRYER	17
16. R-SENSER	18
17. POWER CORD	19
7. CABINET AND DOOR COLOR SPECIFICATION.....	20
8. EXPLODED VIEW AND PARTS LIST.....	22
1. TOTAL EXPLODED VIEW	22,27,32,37
2. TOTAL PARTS LIST	23,28,33,38
9. MACHINE ROOM.....	42

1. SPECIFICATION

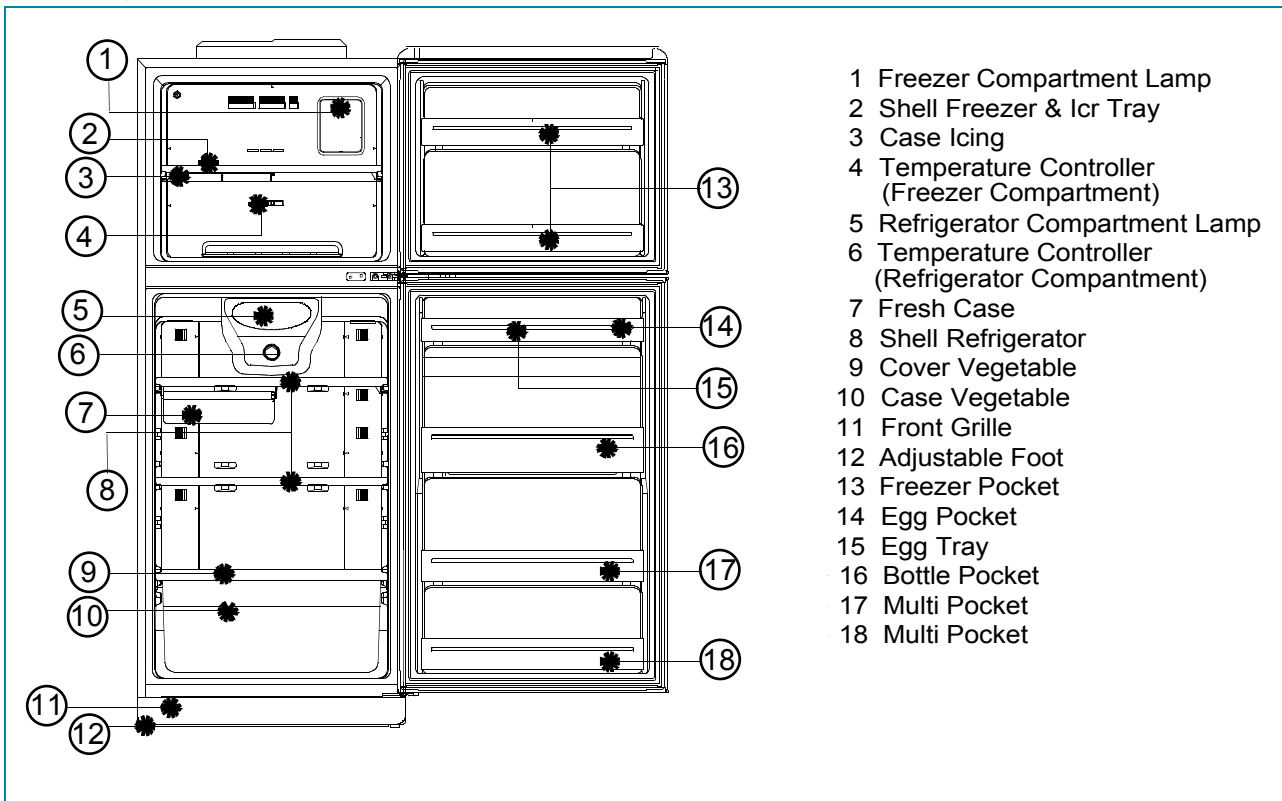
1. OUTLINE

DIVISION		CONTENTS				
MODEL NAME		FR-521NT/NB	FR-551NT/NB	FR-630NT/NB	FR-662NT/NB	FR-700NT/NB
USABLE CAPACITY (Liter)	FREEZER	125	125	138	147	156
	REFRIGERATOR	319	355	366	377	398
	TOTAL	444	480	504	524	554
EXTERNAL DIMENSION	WIDTH	757 mm	757 mm	818 mm	818 mm	818 mm
	DEPTH	750 mm	750 mm	752 mm	782 mm	812 mm
	HEIGHT	1749 mm	1809 mm	1818 mm	1818 mm	1818 mm
REFRIGENT	R12	160 g	160 g	170 g		
	R134a	130 g	130 g	140 g		
COOLING & CONTROL SYSTEM	COOLING SYSTEM	Fan Cooling System				
	DEFROST SYSTEM	Fin Evaporator Force				
	DEFORST CONTROL	Automatic Start & Stop				
NET WEIGHT		71 kg	72 kg	85 kg	92 kg	95 kg

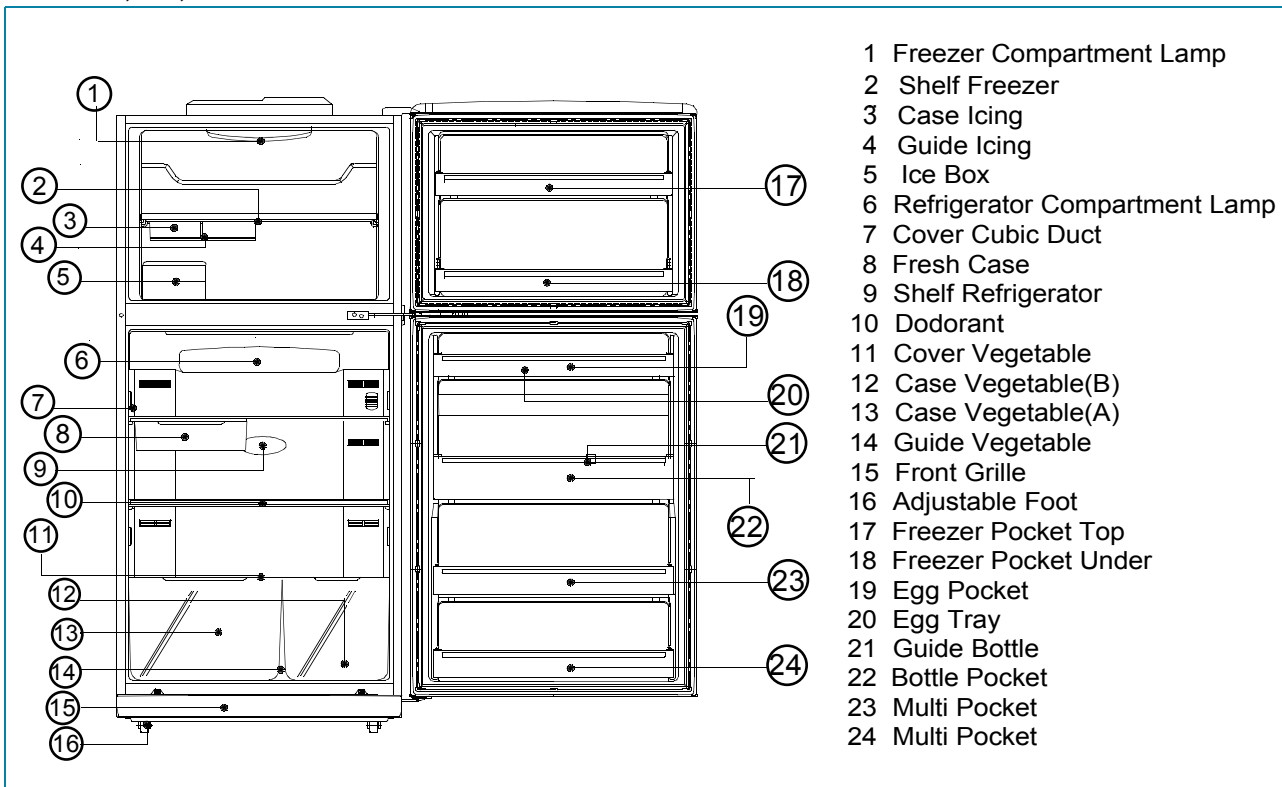
DIVISION		CONTENTS		
MODEL NAME		FR-780NT/NB	FR-820NT/NB	FR-860NA
USABLE CAPACITY (Liter)	FREEZER	170	185	189
	REFRIGERATOR	419	449	457
	TOTAL	589	643	646
EXTERNAL DIMENSION	WIDTH	884 mm	884 mm	884 mm
	DEPTH	786 mm	821 mm	831 mm
	HEIGHT	1831 mm	1831 mm	1831 mm
REFRIGENT	R12	190 g	190 g	190 g
	R134a	150 g	150 g	150 g
COOLING & CONTROL SYSTEM	COOLING SYSTEM	Fan Cooling System		
	DEFROST SYSTEM	Fin Evaporator Force		
	DEFORST CONTROL	Automatic Start & Stop		
NET WEIGHT		102 kg	106 kg	107 kg

2. NAME OF PARTS

1. FR-521,551NT/NB

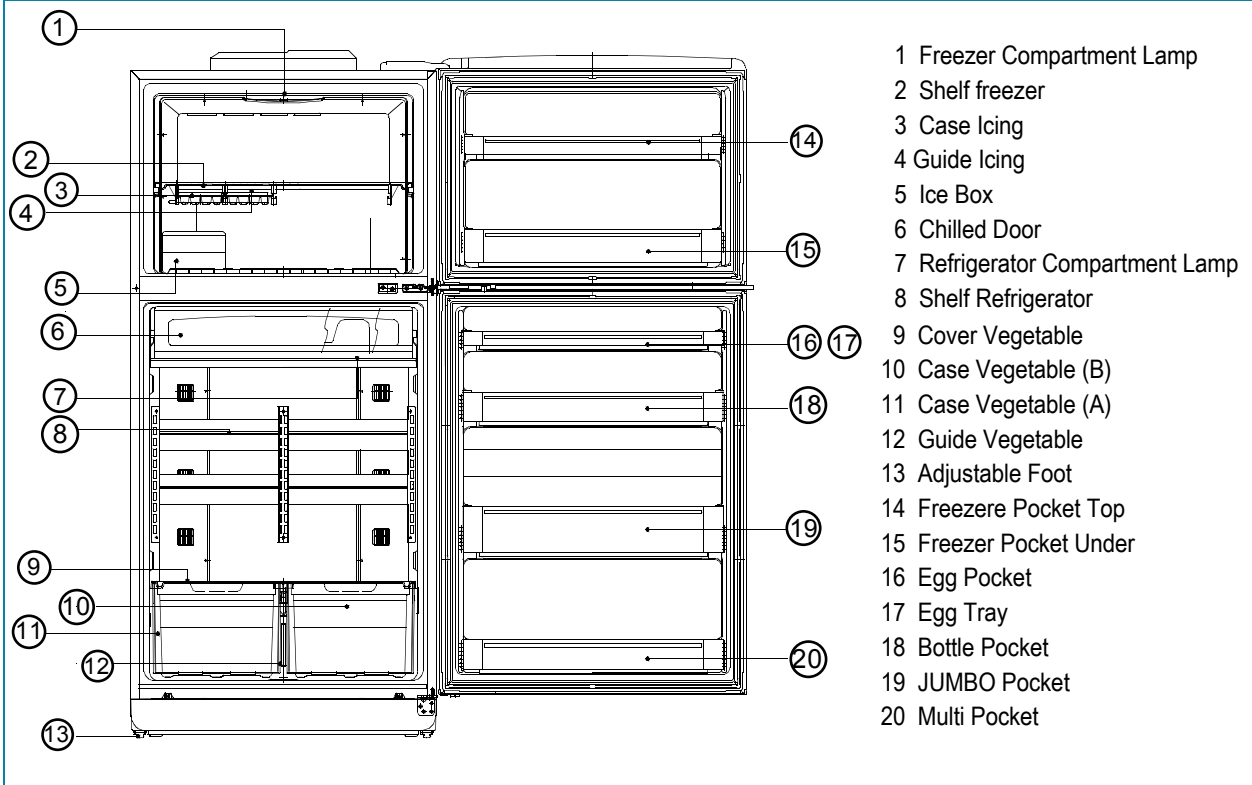


2. FR-630,662,700NT/NB

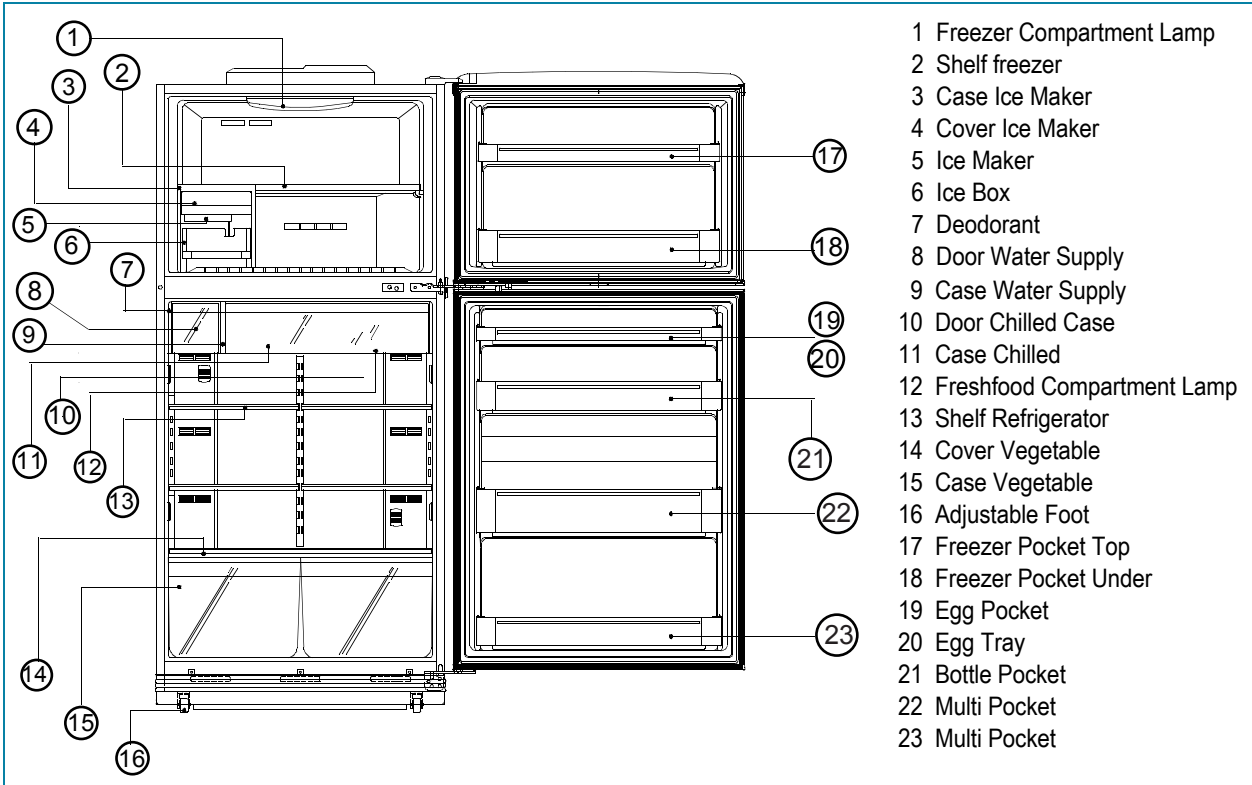


NAME OF PARTS

3. FR-780,820NT/NB

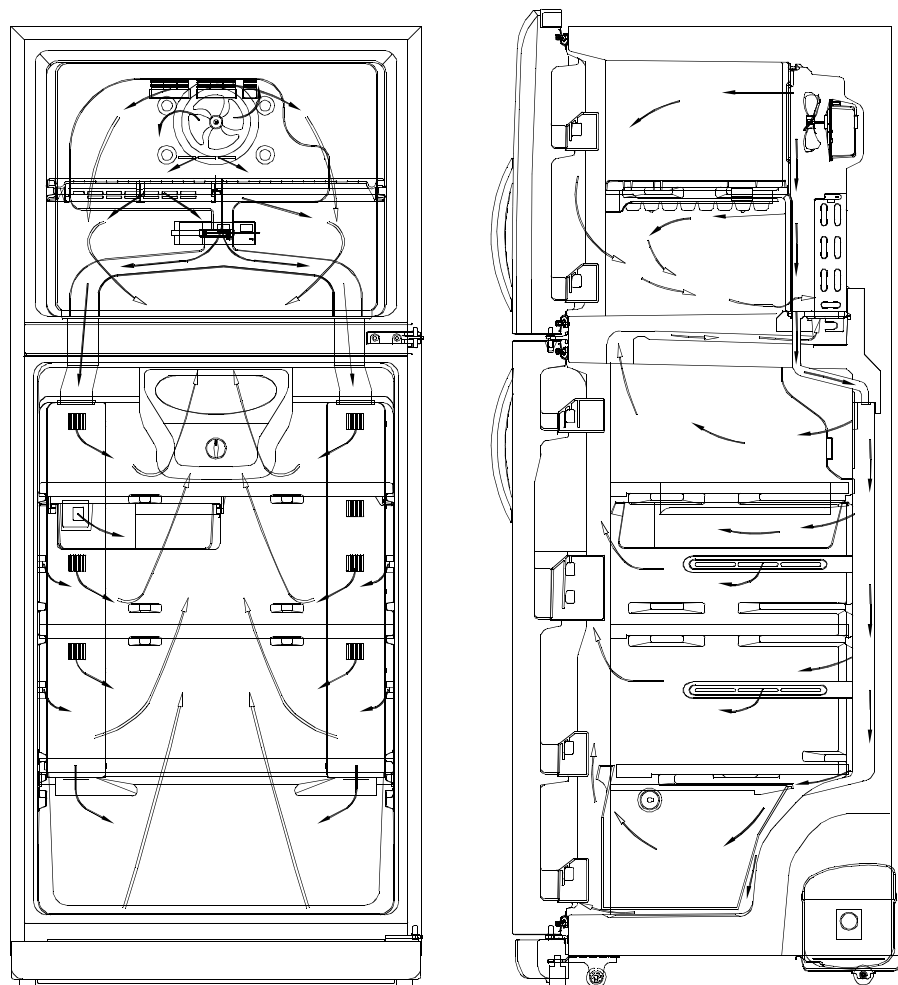


4. FR-860NA



3. AIR FLOW DIAGRAM

1. FR-521,551NT/NB



2. FR-780,820NT/NB,860NA

Freezer pocket

Please don't put long term storing items such as ice cream etc. It might be melted because of opening the door frequently.

Inlet of cooling air

It should not be blocked with food etc. as it is the inlet where cooling air returns.

Refrigerator pocket

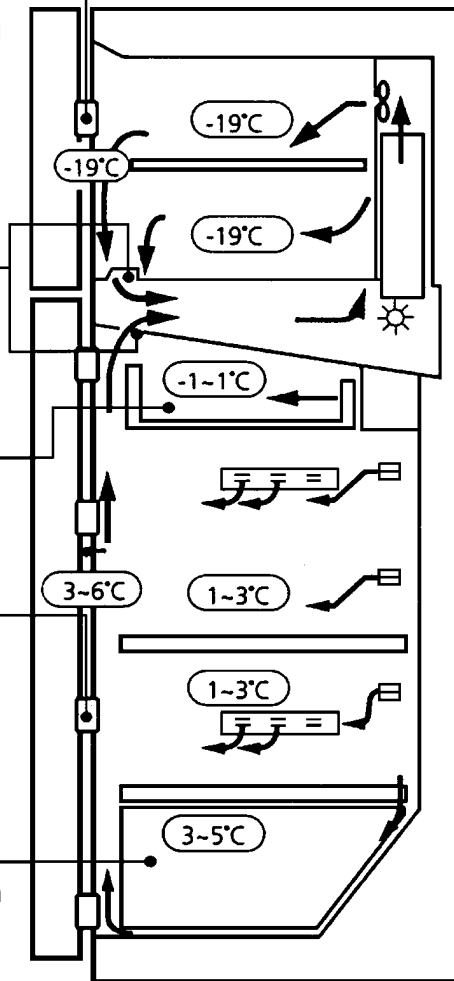
It is good for the storage of beer and beverage etc.

Refrigerator pocket

It is good for the storage of beer and beverage etc.

Crisper

It is suitable to store vegetable and fruit. The moisture panel which is attached to the cover maintains the humidity properly. Vegetable and fruit would be better to be packed with clean wrap foils.



Freezer

Please don't put bottles such as beer, beverage etc. It might be broken because of freezing.

Multiple outlet of cooling air.

Please don't put in vegetable etc. which contain moisture. It might be frozen because of low temperature.

3. FR-630,662,700NT/NB

Freezer

Please don't put bottles such as beer, beverage etc.
It might be broken because of freezing.

Freezer pocket

Please don't put long term storing items such as ice cream etc.
It might be melted because of opening the door frequently.

Chilled room

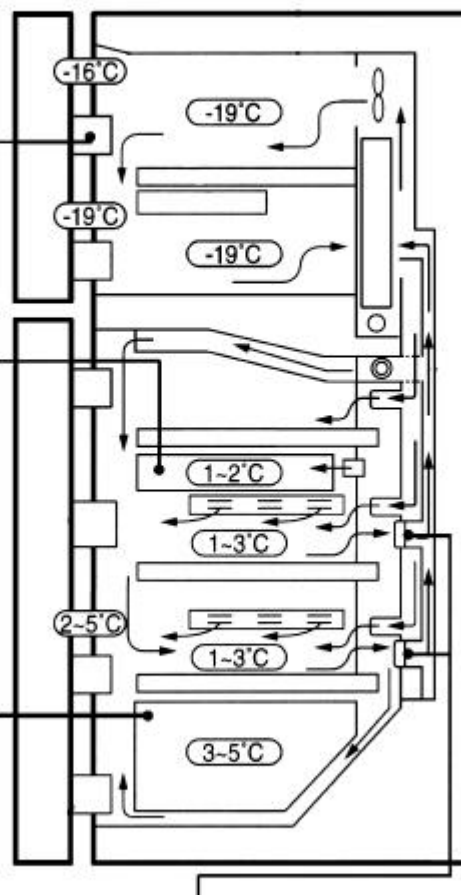
It is good for the storage of fishes and meats.

Crisper

It is suitable to store vegetable and fruit.
The moisture panel which is attached to the cover humidity properly.
Vegetable and fruit would be better to be parked with clean wrap foils.

Multiple outlet of cooling air.

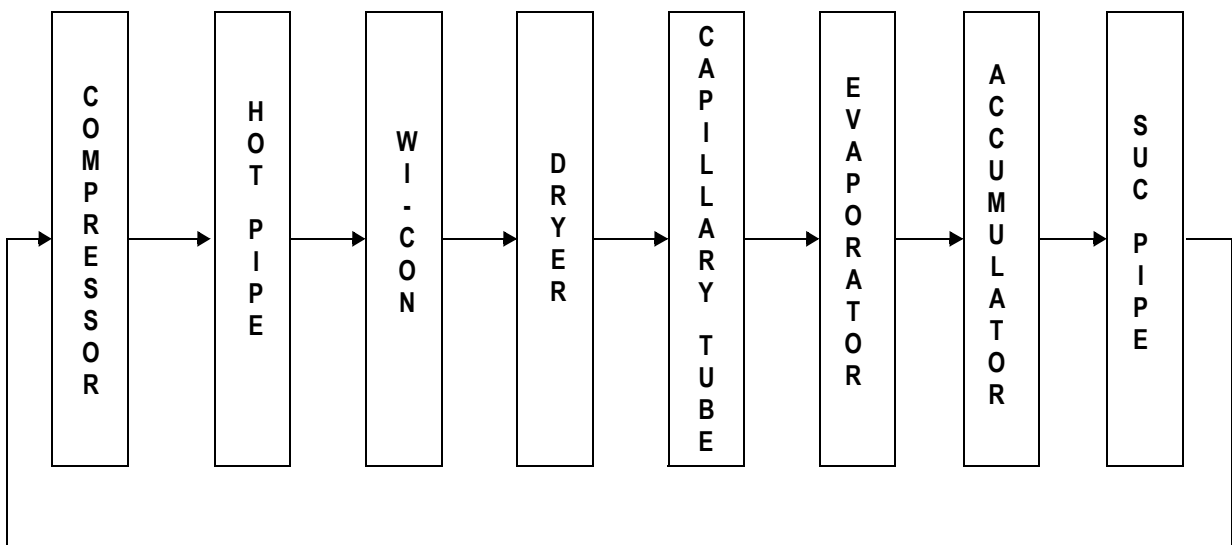
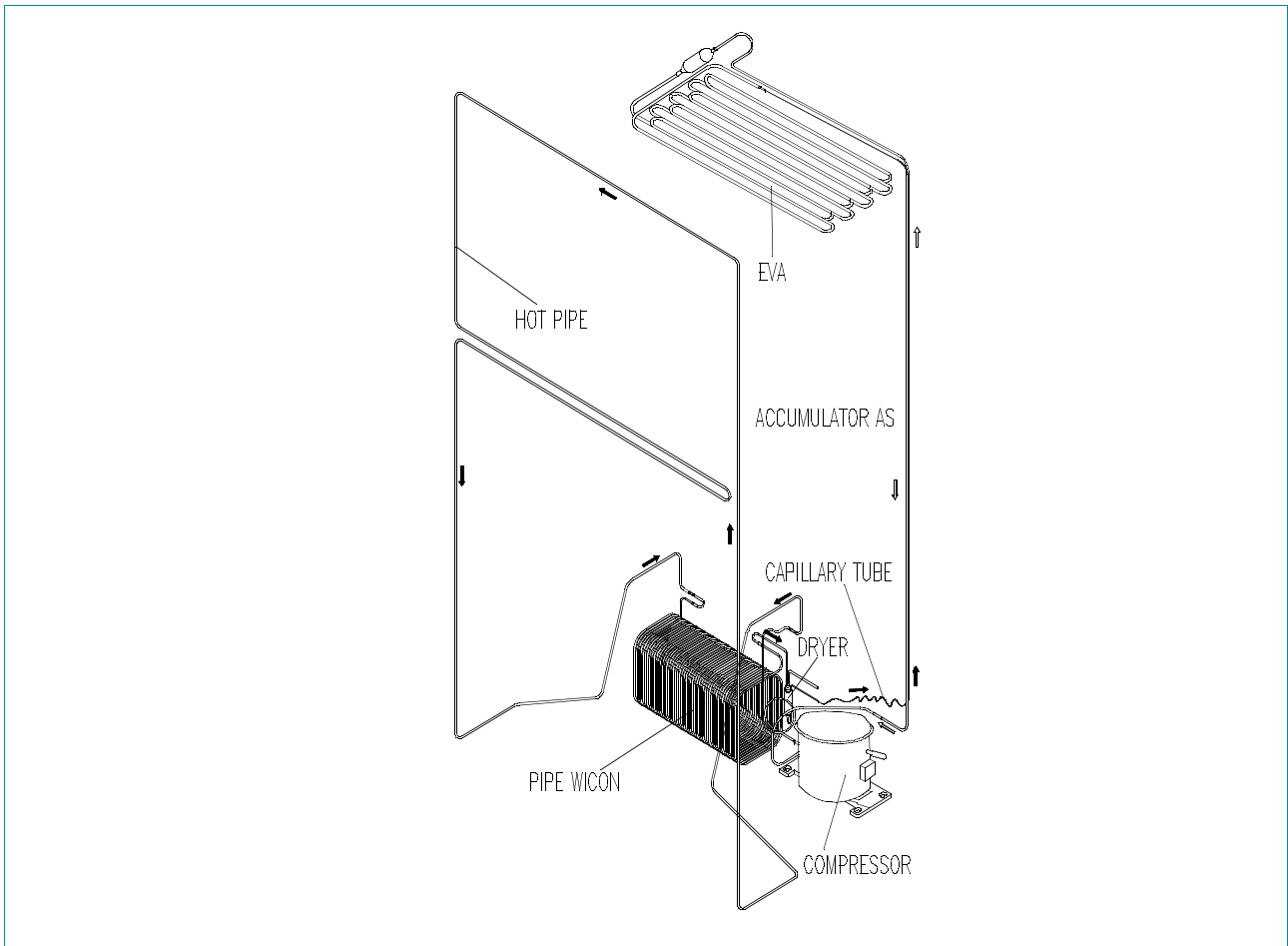
Please don't put in vegetable etc. which contain moisture. It might be frozen because of low temperature.



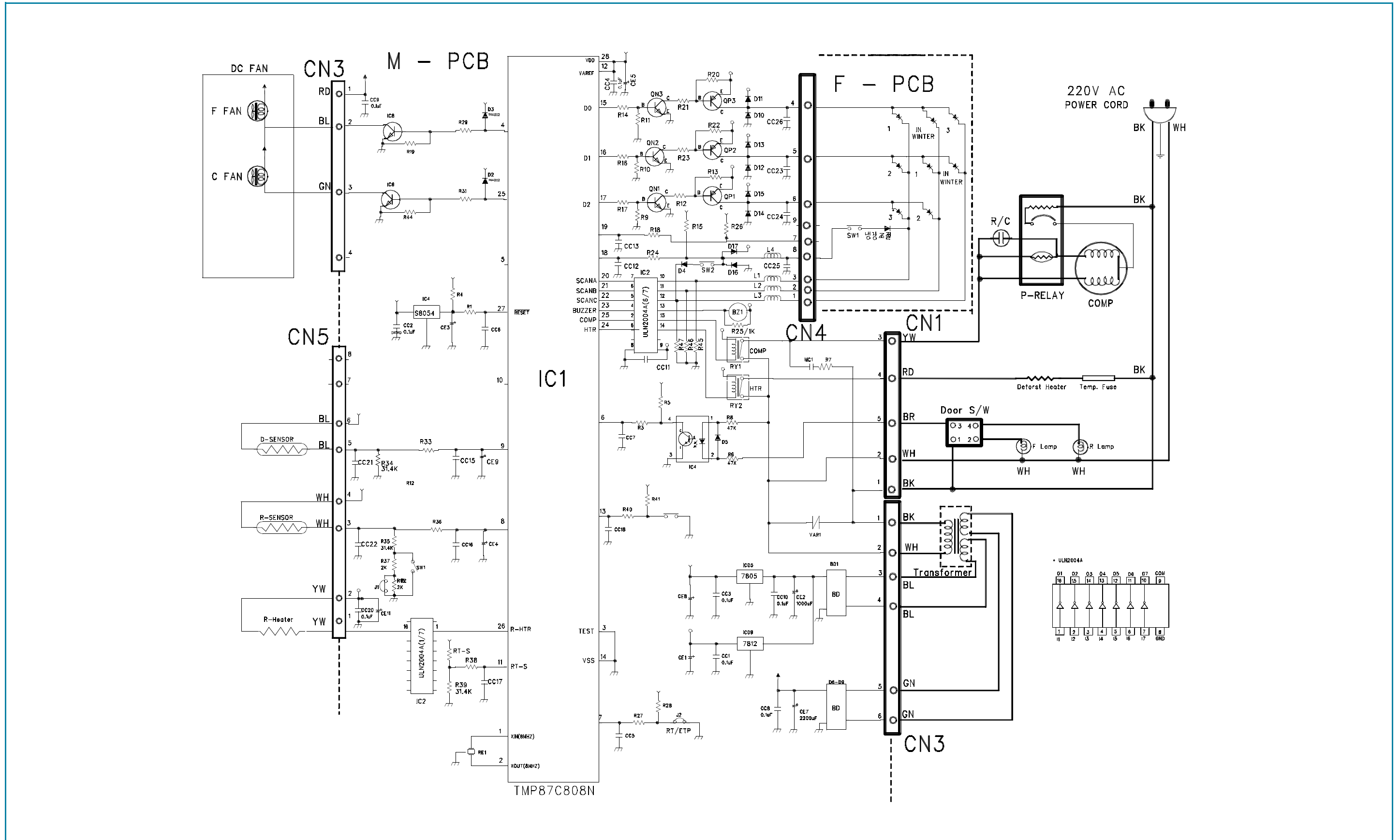
Inlet of cooling air

It should not be blocked with food etc. as it is the inlet where cooling air returns.

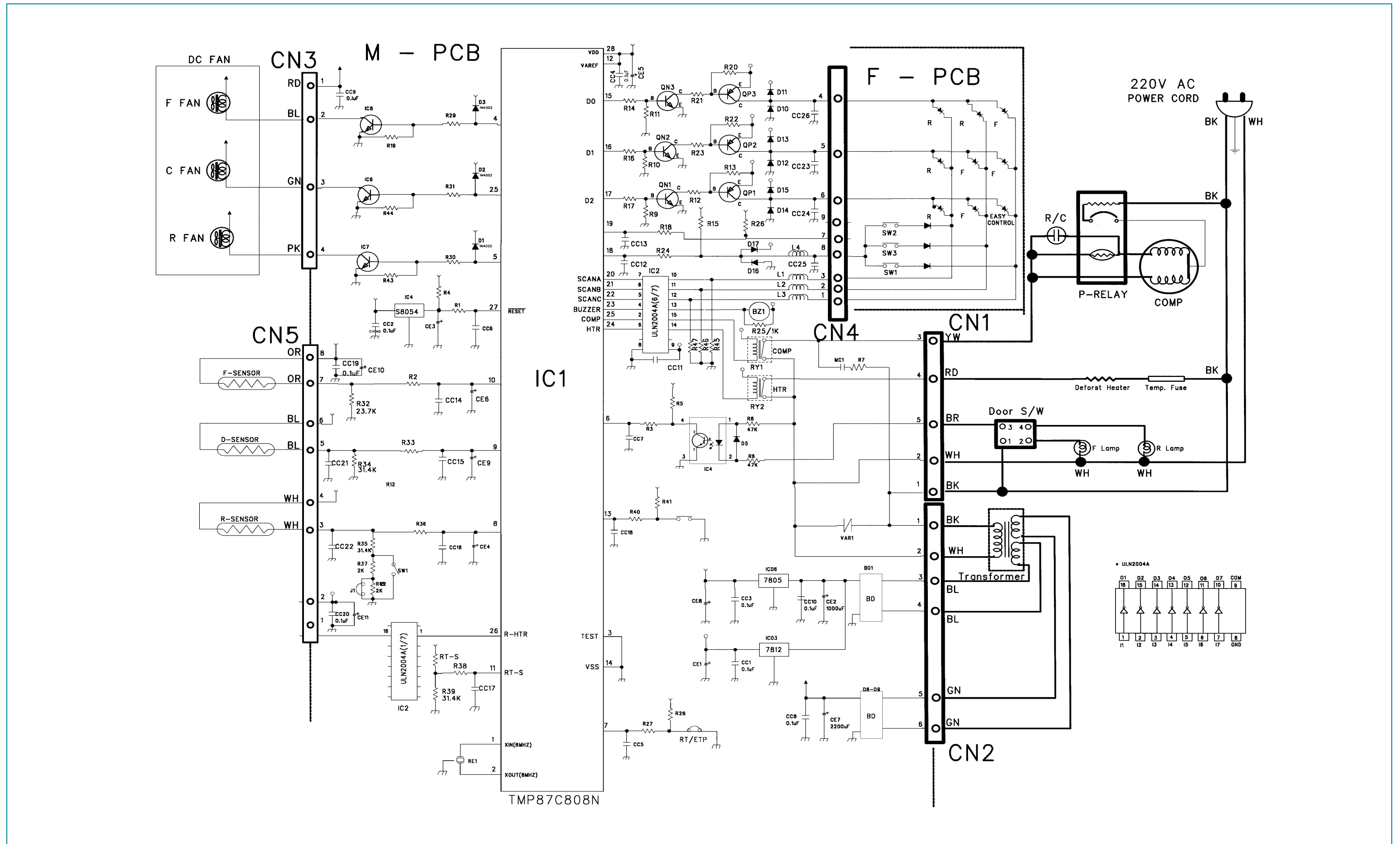
4. REFRIGRANT CYCLE DIAGRAM



5. CIRCUIT DIAGRAM (FR-521,551NT/NB)



5. CIRCUIT DIAGRAM (FR-630,662,700,780,820NT/NB,860NA)



7. ELECTRIC PARTS

1. COMPRESSOR

(1) FR-521/551NT/NB

REFRIGEANT	R12							
VOLTAGE(V/Hz)	100/50,60	110/60	115,120/60	127/60	220/50	220/60	230/50	240/50
COMP MODEL	X	X	X	X	SL28YE-5	PL23YH-4	SL28YE-5	SL28YE-5
PART CODE	X	X	X	X	3954128A50	3956123P40	3954128A50	3954128A50
STARING TYPE	X	X	X	X	RSIR	RSCR	RSIR	RSIR
REFRIGEANT	R134a							
VOLTAGE(V/Hz)	100/50,60	110/60	115,120/60	127/60	220/50	220/60	230/50	240/50
COMP MODEL	X	HBL25YG-3	X	X	HPL26YH-5	X	HPL26YH-5	HPL26YH-5
PART CODE	X	3952125R30	X	X	3956126S50	X	3956126S50	3956126S50
STARING TYPE	X	CSR	X	X	RSCR	X	RSCR	RSCR

(2)FR-630/662/700NT/NB

REFRIGEANT	R12							
VOLTAGE(V/Hz)	100/50,60	110/60	115,120/60	127/60	220/50	220/60	230/50	240/50
COMP MODEL	X	X	X	X	SL28YE-5	PL23YH-4	SL28YE-5	SL28YE-5
PART CODE	X	X	X	X	3954128A50	3956123G40	3954128A50	3954128A50
STARING TYPE	X	X	X	X	RSIR	RSCR	RSIR	RSIR
REFRIGEANT	R134a							
VOLTAGE(V/Hz)	100/50,60	110/60	115,120/60	127/60	220/50	220/60	230/50	240/50
COMP MODEL	X	HBL25YG-3	X	X	HPL26YH-5	X	HPL26YH-5	HPL26YH-5
PART CODE	X	3952125R30	X	X	3956126S50	X	3956126S50	3956126S50
STARING TYPE	X	CSR	X	X	RSCR	X	RSCR	3956126S50

(3)FR-780,820NT/NB, 860NA

REFRIGEANT	R12							
VOLTAGE(V/Hz)	100/50,60	110/60	115,120/60	127/60	220/50	220/60	230/50	240/50
COMP MODEL	X	X	X	BL25YG-2	SL30YG-5	PL25YH-4	SL30YG-5	SL30YG-5
PART CODE	X	X	X	3952125R20	3954130R51	3956125P40	3954130R51	3954130R51
STARING TYPE	X	X	X	X	RSIR	RSCR	RSIR	RSIR
REFRIGEANT	R134a							
VOLTAGE(V/Hz)	100/50,60	110/60	115,120/60	127/60	220/50	220/60	230/50	240/50
COMP MODEL	X	HBL25YG-3	X	X	HPL26YH-5	X	HPL26YH-5	HPL26YH-5
PART CODE	X	3952125R30	X	X	3956126S50	X	3956126S50	3956126S50
STARING TYPE	X	CSR	X	X	RSCR	X	RSCR	RSCR

2. RELAY**(1) FR-521/551NT/NB**

REFRIGERANT		R12							
VOLTAGE (V/Hz)		100/50,60	110/60	115,120/60	127/60	220/50	220 / 60	230 / 60	240 / 50
ASSY	TYPE NAME	X	X	X	X	276THBY-52	181SHBY-52	276THBY-52	276THBY-52
	PART CODE	X	X	X	X	3018119940	3018116610	3018119940	3018119940
PTC	RESIS-TANCE	X	X	X	X	S220	S330	S220	S220
OVER LOAD	TYPE NAME	X	X	X	X	276THB	181SHB	276THB	276THB
REFRIGERANT		R134a							
VOLTAGE (V/Hz)		100/50,60	110/60	115,120/60	127/60	220/50	220 / 60	230 / 60	240 / 50
ASSY	TYPE NAME	X	783NHBZZ-52	X	X	197NHBYY-52	X	197NHBYY-52	197NHBYY-52
	PART CODE	X	3018119390	X	X	3018119920	X	3018119920	3018119920
PTC	RESIS-TANCE	X	S220	X	X	S330	X	S330	S330
OVER LOAD	TYPE NAME	X	783NHB	X	X	197NHB	X	197NHB	197NHB

(2) FR-630/662/700NT/NB

REFRIGERANT		R12							
VOLTAGE (V/Hz)		100 /50,60	110 / 60	115,120/60	127/60	220/50	220 / 60	230 / 60	240 / 50
ASSY	TYPE NAME	X	X	X	X	276THBY-52	181SHBY-52	276THBY-52	276THBY-52
	PART CODE	X	X	X	X	3018119940	3018116610	3018119940	3018119940
PTC	RESIS-TANCE	X	X	X	X	S220	S330	S220	S220
OVER LOAD	TYPE NAME	X	X	X	X	276THB	181SHB	276THB	276THB
REFRIGERANT		R134a							
VOLTAGE (V/Hz)		100 /50,60	110 / 60	115,120/60	127/60	220/50	220 / 60	230 / 60	240 / 50
ASSY	TYPE NAME	X	783NHBZZ-52	X	X	197NHBYY-52	X	197NHBYY-52	197NHBYY-52
	PART CODE	X	3018119390	X	X	3018119920	X	3018119920	3018119920
PTC	RESIS-TANCE	X	S220	X	X	S330	X	S330	S330
OVER LOAD	TYPE NAME	X	783NHB	X	X	197NHB	X	197NHB	197NHB

(3) FR-780,820NT/NB, 860NA

REFRIGERANT		R12							
VOLTAGE (V/Hz)		100 /50,60	110 / 60	115,120/60	127/60	220/50	220 / 60	230 / 60	240 / 50
ASSY	TYPE NAME	X	X	X	414THBY-52	276THBY-52	197SHBY-52	276THBY-52	276THBY-52
	PART CODE	X	X	X	3018119460	3018119350	3018118100	3018119950	3018119350
PTC	RESIS-TANCE	X	X	X	S220	S220	S330	S220	S220
OVER LOAD	TYPE NAME	X	X	X	414THB	276THB	197SHB	276THB	276THB
REFRIGERANT		R134a							
VOLTAGE (V/Hz)		100 /50,60	110 / 60	115,120/60	127/60	220/50	220 / 60	230 / 60	240 / 50
ASSY	TYPE NAME	X	783NHBZZ-52	X	X	197NHBYY-52	X	197NHBYY-52	197NHBYY-52
	PART CODE	X	3018119390	X	X	3018119920	X	3018119920	3018119920
PTC	RESIS-TANCE	X	S220	X	X	S330	X	S330	S330
OVER LOAD	TYPE NAME	X	783NHB	X	X	197NHB	X	197NHB	197NHB

3. STARTING CAPACITOR

(1) FR-521/551NT/NB

REFRIGERANT	R134a							
VOLTAGE(V/Hz)	100/50,60	110/60	115,120/60	127/60	220/50	220/60	230/50	240/50
PART CODE	X	3016400100	X	X	X	X	X	X
RATED VOLTAGE	X	100V	X	X	X	X	X	X
RATED CAPACITANCE	X	100uF	X	X	X	X	X	X

(2) FR-630/662/700NT

REFRIGERANT	R134a							
VOLTAGE(V/Hz)	100/50,60	110/60	115,120/60	127/60	220/50	220/60	230/50	240/50
PART CODE	X	3016400100	X	X	X	X	X	X
RATED VOLTAGE	X	200V	X	X	X	X	X	X
RATED CAPACITANCE	X	100uF	X	X	X	X	X	X

(2) FR-780,820NT/NB, 860NA

REFRIGERANT	R134a							
VOLTAGE(V/Hz)	100/50,60	110/60	115,120/60	127/60	220/50	220/60	230/50	240/50
PART CODE	X	3016400100	X	X	X	X	X	X
RATED VOLTAGE	X	200V	X	X	X	X	X	X
RATED CAPACITANCE	X	100uF	X	X	X	X	X	X

4. RUNNING CAPACITOR

(1) FR-521,551,630,662,700NT/NB

REFRIGERANT	R12							
VOLTAGE(V/Hz)	100/50,60	110/60	115,120/60	127/60	220/50	220/60	230/50	240/50
PART CODE	X	X	X	X	X	400EL15110	X	X
RATED VOLTAGE	X	X	X	X	X	350V	X	X
RATED CAPACITANCE	X	X	X	X	X	5uF	X	X
REFRIGERANT	R134a							
VOLTAGE(V/Hz)	100/50,60	110/60	115,120/60	127/60	220/50	220/60	230/50	240/50
PART CODE	X	3816800400	X	X	3016401900	X	3016401900	3016401900
RATED VOLTAGE	X	300V	X	X	400V	X	400V	400V
RATED CAPACITANCE	X	7uF	X	X	4uF	X	4uF	4uF

(2) FR-780,820NT/NB, 860NA

REFRIGERANT	R12							
VOLTAGE (V/Hz)	100 /50,60	110 / 60	115,120/60	127/60	220/50	220 / 60	230 / 60	240 / 50
PART CODE	X	X	400EL15130	3816800400	X	400EL15110	X	X
RATED VOLTAGE	X	X	230V	300V	X	350V	X	X
RATED CAPACITANCE	X	X	10	7uF	X	5uF	X	X
REFRIGERANT	R134a							
VOLTAGE (V/Hz)	100 /50,60	110 / 60	115,120/60	127/60	220/50	220 / 60	230 / 60	240 / 50
PART CODE	X	3816800400	X	X	3016401900	X	3016401900	3016401900
RATED VOLTAGE	X	300V	X	X	400V	X	400V	400V
RATED CAPACITANCE	X	7uF	X	X	4uF	X	4uF	4uF

5. C-FAN MOTER

(1). FR-521/551NT/NB

REFRIGERANT	R12,R134a							
VOLTAGE(V/Hz)	100/50,60	110/60	115,120/60	127/60	220/50	220/60	230/50	240/50
TYPE NAME	DL-2213DWCB	←	←	←	←	←	←	←
PART CODE	3015907300	←	←	←	←	←	←	←
REVOLUTION	2200RPM	←	←	←	←	←	←	←

(1). FR-630,662,700,780,820NT/NB, 860NA

REFRIGERANT	R12,R134a							
VOLTAGE(V/Hz)	100/50,60	110/60	115,120/60	127/60	220/50	220/60	230/50	240/50
TYPE NAME	DL-2213DWCB	←	←	←	←	←	←	←
PART CODE	3015906800	←	←	←	←	←	←	←
REVOLUTION	2200RPM	←	←	←	←	←	←	←

6. F-FAN MOTER

(1). FR-521/551NT/NB

REFRIGERANT	R12,R134a							
VOLTAGE(V/Hz)	100/50,60	110/60	115,120/60	127/60	220/50	220/60	230/50	240/50
TYPE NAME	DL-2213DWFC	←	←	←	←	←	←	←
PART CODE	3015907200	←	←	←	←	←	←	←
REVOLUTION	2200RPM	←	←	←	←	←	←	←

(2). FR-630/662/700NT/NB

REFRIGERANT	R12,R134a							
VOLTAGE(V/Hz)	100/50,60	110/60	115,120/60	127/60	220/50	220/60	230/50	240/50
TYPE NAME	DL-2213DWFA	←	←	←	←	←	←	←
PART CODE	3015905300	←	←	←	←	←	←	←
REVOLUTION	2200RPM	←	←	←	←	←	←	←

ELECTRIC PARTS

(3). FR-780,820NT/NB, 860NA

REFRIGERANT	R12,R134a							
VOLTAGE(V/Hz)	100/50,60	110/60	115,120/60	127/60	220/50	220/60	230/50	240/50
TYPE NAME	DL-2213DWFA	←	←	←	←	←	←	←
PART CODE	3015905310	←	←	←	←	←	←	←
REVOLUTION	2200RPM	←	←	←	←	←	←	←

7. R-FAN MOTER

(1) FR-630,662,700NT/NB

REFRIGERANT	R12,R134a							
VOLTAGE(V/Hz)	100/50,60	110/60	115,120/60	127/60	220/50	220/60	230/50	240/50
TYPE NAME	DL-2213DWRA	←	←	←	←	←	←	←
PART CODE	3015906900	←	←	←	←	←	←	←
REVOLUTION	2200RPM	←	←	←	←	←	←	←

(2). FR-780,820NT/NB, 860NA

REFRIGERANT	R12,R134a							
VOLTAGE(V/Hz)	100/50,60	110/60	115,120/60	127/60	220/50	220/60	230/50	240/50
TYPE NAME	DL-2213DWRA	←	←	←	←	←	←	←
PART CODE	3015906910	←	←	←	←	←	←	←
REVOLUTION	2200RPM	←	←	←	←	←	←	←

8. DEFROST HEATER

(1) FR-521/551NT/NB

REFRIGERANT	R12,R134a							
VOLTAGE(V/Hz)	100/50,60	110/60	115,120/60	127/60	220/50	220/60	230/50	240/50
SPEC(W)	X	148W	←	←	←	←	←	←
PART CODE	X	3012805510	←	←	3012805500	←	←	←

(2) FR-630/662/700NT/NB

REFRIGERANT	R12,R134a							
VOLTAGE (V/Hz)	100 /50,60	110 / 60	115,120/60	127/60	220/50	220 / 60	230 / 60	240 / 50
SPEC (W)	X	180W	←	←	←	←	←	←
PART CODE	X	3012803210	←	←	3012803200	←	←	←

(3) FR-780NT/NB, 860NA

REFRIGERANT	R12,R134a							
VOLTAGE (V/Hz)	100 /50,60	110 / 60	115,120/60	127/60	220/50	220 / 60	230 / 60	240 / 50
SPEC (W)		250W	←	←	←	←	←	←
PART CODE		3012800301	←	←	3012800310	←	←	←

9. LAMP ASSEMBLY**(1) FR-521,551,630,662,700,780,820NT/NB, 860NA**

REFRIGERANT	R12,R134a							
VOLTAGE(V/HZ)	100/50,60	110/60	115,120/60	127/60	220/50	220/60	230/50	240/50
SPEC(W)	X	15W	←	←	←	←	←	←
PART CODE	X	301360010	←	←	301360080	←	←	←

10. FUSE (PCB)**(1) FR-521,551,630,662,700,780,820NT/NB, 860NA**

REFRIGERANT	R12,R134a							
VOLTAGE(V/HZ)	100/50,60	110/60	115,120/60	127/60	220/50	220/60	230/50	240/50
RATED CURRENT	X	250V/1.6A	←	←	←	←	←	←
PART CODE	X	5F3GB1682R	←	←	←	←	←	←

11. THERMO FUSE**(1) FR-521,551,630,662,700,780,820NT/NB, 860NA**

REFRIGERANT	R12,R134a							
VOLTAGE(V/HZ)	100/50,60	110/60	115,120/60	127/60	220/50	220/60	230/50	240/50
OPERATING TEMPERATURE	X	77°C	←	←	←	←	←	←
PART CODE	X	3017200500	←	←	←	←	←	←

12. PCB TRANSFORMER**(1) FR-521,551,6390,662,700,780,820NT/NB**

REFRIGERANT	R12,R134a							
VOLTAGE(V/HZ)	100/50,60	110/60	115,120/60	127/60	220/50	220/60	230/50	240/50
TYPE NAME	X	FRB-5070NT	←	←	←	←	←	←
PART CODE	X	5EPK057860	←	←	5EPK057004	←	←	←

(2) FR-860NA

REFRIGERANT	R12,R134a							
VOLTAGE (V/HZ)	100 /50,60	110 / 60	115,120/60	127/60	220/50	220 / 60	230 / 60	240 / 50
TYPE NAME		FRB-6575NA	←	←	←	←	←	←
PART CODE		5EPK057009	X	5EPK057008	5EPK057007	←	←	←

ELECTRIC PARTS

13. MAIN PCB ASSEMBLY

(1) FR-521/551NT/NB

REFRIGERANT	R12,R134a							
VOLTAGE(V/Hz)	100/50,60	110/60	115,120/60	127/60	220/50	220/60	230/50	240/50
TYPE NAME	X	N808RT	←	←	←	←	←	←
PART CODE	X	3014385070	←	←	3014385060	←	←	←

(2) FR-630/662/700NT/NB

REFRIGERANT	R12,R134a							
VOLTAGE (V/Hz)	100 /50,60	110 / 60	115,120/60	127/60	220/50	220 / 60	230 / 60	240 / 50
TYPE NAME	X	N808	←	←	←	←	←	←
PART CODE	X	3014384030	←	←	3014384010	←	3014384020	3014384010

(3) FR-780/820NT/NB

REFRIGERANT	R12,R134a							
VOLTAGE (V/Hz)	100 /50,60	110 / 60	115,120/60	127/60	220/50	220 / 60	230 / 60	240 / 50
TYPE NAME	X	N808	←	←	←	←	←	←
PART CODE	X	3014388030	←	←	3014388010	←	3014388020	3014388010

(4) FR-860NA

REFRIGERANT	R12,R134a							
VOLTAGE (V/Hz)	100 /50,60	110 / 60	115,120/60	127/60	220/50	220 / 60	230 / 60	240 / 50
TYPE NAME		N105	←	←	←	←	←	←
PART CODE		3014391100	3014391100	3014391100	301439100	301439100	3014391020	3014391010

14. DOOR S/W

(1) FR-521,551,630,662,700,780,820NT/NB, 860NA

REFRIGERANT	R12,R134a							
VOLTAGE(V/Hz)	100/50,60	110/60	115,120/60	127/60	220/50	220/60	230/50	240/50
PART CODE	3018100010	←	←	←	←	←	←	←

15. DRYER

(1) FR-521/551NT/NB

REFRIGERANT	R12	R134a
SPEC (g)	10g	15g
PART CODE	3016801000	3016801010

(2) FR-630/662/700NT/NB

REFRIGERANT	R12	R134a
SPEC (g)	10g	15g
PART CODE	3016805300	3016801020

(3) FR-780,820NT/NB, 860NA

REFRIGERANT	R12	R134a
SPEC (g)	10g	15g
PART CODE	3016805400	3016801030

16. R-SENER**(1) FR-521/551NT/NB**

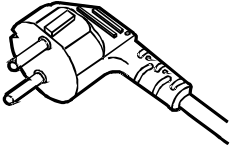
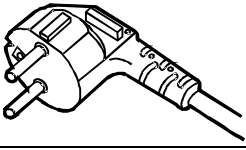
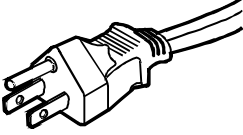
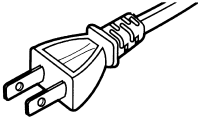
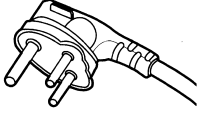
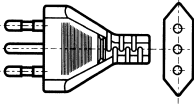

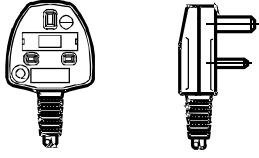
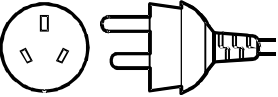
REFRIGERANT	R12,R134a							
VOLTAGE(V/Hz)	100/50,60	110/60	115,120/60	127/60	220/50	220/60	230/50	240/50
PART CODE	301482300	←	←	←	←	←	←	←

(2) FR-630,662,700,780,820NT/NB, 860NA

REFRIGERANT	R12,R134							
VOLTAGE (V/Hz)	100 /50,60	110 / 60	115,120/60	127/60	220/50	220 / 60	230 / 60	240 / 50
PART CODE	X	3014801601	←	←	←	←	←	←

ELECTRIC PARTS

17. POWER CORD

NO	SHAPE OF POWER CORD	PART CODE	DESCRIPTION	REMARK
1		3011315000	CP-2PIN	For european country
2		401RA17200	CP-2PIN	For other country
3		4006D17101	KP-30	For America & El Salvador
4		401PD17101	KP-211	For Japan & Taiwan
5		3011300801	BP-3PIN	
6		3011303010	# 267	For Chile
7		3011315310		For Israel
8		3011303050	BS-1363A	For U.K, Middle Asia Singapore & Malaysia
9		3011301200	KP-551/550	For China & Australia

※ Upper power cord's part code is only for lead wire, without any kinds of terminal or housing

7. CABINET AND DOOR COLOR SPECIFICATION

1). DOOR COLOR (FR-521/551NT/NB)

(1) ASSEMBLY URETHAN FREEZER DOOR

REFRIGERANT	R12				R134a			
COLOR TYPE	Dull lamina sheet	High-glossy Lamina sheet	Normal PCM	High-glossy Bright PCM	Dull lamina sheet	High-glossy Lamina sheet	Normal PCM	High-glossy Bright PCM
PART CODE	X	3010075150	X	X	X	3010075170	X	X

(2) ASSEMBLY URETHAN REFRIGERATOR DOOR

■ FR-521NT

① NON-KEY TYPE

REFRIGERANT	R12				R134a			
COLOR TYPE	Dull lamina sheet	High-glossy Lamina sheet	Normal PCM	High-glossy Bright PCM	Dull lamina sheet	High-glossy Lamina sheet	Normal PCM	High-glossy Bright PCM
PART CODE	X	3010079100	X	X	X	3010079140	X	X

② KEY TYPE

REFRIGERANT	R12				R134a			
COLOR TYPE	Dull lamina sheet	High-glossy Lamina sheet	Normal PCM	High-glossy Bright PCM	Dull lamina sheet	High-glossy Lamina sheet	Normal PCM	High-glossy Bright PCM
PART CODE	X	3010079150	X	X	X	3010079160	X	X

■ FR-551NT

① NON-KEY TYPE

REFRIGERANT	R12				R134a			
COLOR TYPE	Dull lamina sheet	High-glossy Lamina sheet	Normal PCM	High-glossy Bright PCM	Dull lamina sheet	High-glossy Lamina sheet	Normal PCM	High-glossy Bright PCM
PART CODE	X	3010079110	X	X	X	3010079130	X	X

② KEY TYPE

REFRIGERANT	R12				R134a			
COLOR TYPE	Dull lamina sheet	High-glossy Lamina sheet	Normal PCM	High-glossy Bright PCM	Dull lamina sheet	High-glossy Lamina sheet	Normal PCM	High-glossy Bright PCM
PART CODE	X	3010079170	X	X	X	3010079180	X	X

CABINET AND DOOR COLOR SPECIFICATION

2). DOOR COLOR (FR-630/660/780NT)

(1) ASSEMBLY URETHAN FREEZER DOOR

Refrigerant	R12				R134a			
COLORTYPE	Dull laminasheet	High-glossy Laminasheet	Normal PCM	High-glossy Bright PCM	Dull laminasheet	High-glossy Laminasheet	Normal PCM	High-glossy Bright PCM
PARTCODE	X	3010081960	X	X	X	3010077430	X	X

(2) ASSEMBLY URETHAN REFRIGERATOR DOOR

Refrigerant	R12				R134a			
COLORTYPE	Dull laminasheet	High-glossy Laminasheet	Normal PCM	High-glossy Bright PCM	Dull laminasheet	High-glossy Laminasheet	Normal PCM	High-glossy Bright PCM
PARTCODE	X	3010077740	X	X	X	3010077770	X	X

3). DOOR COLOR (FR-780,820NT/NB)

(1) ASSEMBLY URETHAN FREEZER DOOR

Refrigerant	R12				R134a			
COLOR TYPE	Dull laminasheet	High-glossy Laminasheet	Normal PCM	High-glossy Bright PCM	Dull laminasheet	High-glossy Laminasheet	Normal PCM	High-glossy Bright PCM
PART CODE		3010074040				3010074050		

(2) ASSEMBLY URETHAN REFRIGERATOR DOOR

① NON-KEY TYPE

Refrigerant	R12				R134a			
COLORTYPE	Dull laminasheet	High-glossy Laminasheet	Normal PCM	High-glossy Bright PCM	Dull laminasheet	High-glossy Laminasheet	Normal PCM	High-glossy Bright PCM
PARTCODE		3010072510				3010072520		

4). DOOR COLOR (FR-860NA)

(1) ASSEMBLY URETHAN FREEZER DOOR

① NON-KEY TYPE

Refrigerant	R12				R134a			
COLOR TYPE	Dull laminasheet	High-glossy Laminasheet	Normal PCM	High-glossy Bright PCM	Dull laminasheet	High-glossy Laminasheet	Normal PCM	High-glossy Bright PCM
PART CODE		3010074040				3010074050		

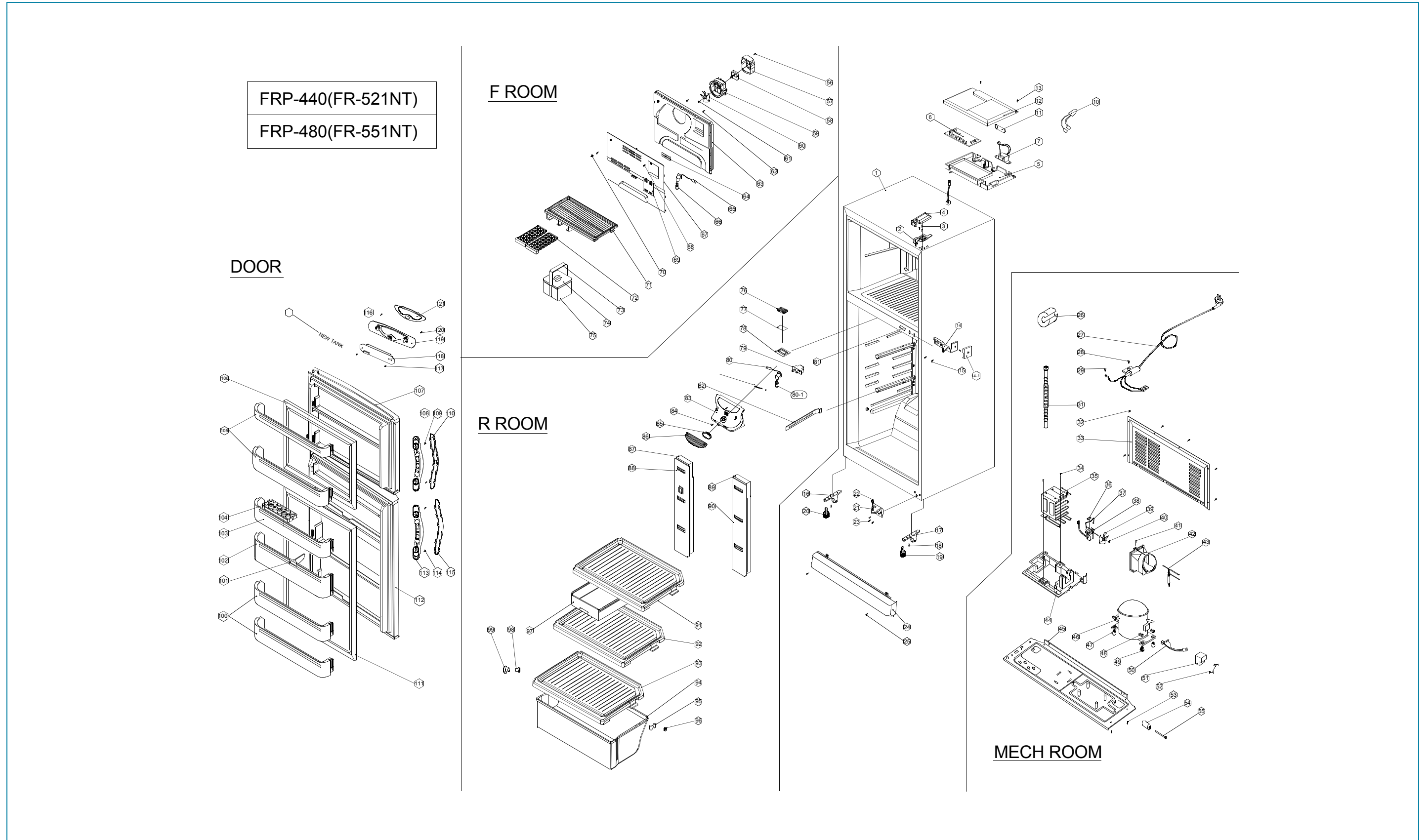
(2) ASSEMBLY URETHAN REFRIGERATOR DOOR

① NON-KEY TYPE

Refrigerant	R12				R134a			
COLORTYPE	Dull laminasheet	High-glossy Laminasheet	Normal PCM	High-glossy Bright PCM	Dull laminasheet	High-glossy Laminasheet	Normal PCM	High-glossy Bright PCM
PARTCODE		3010072510				3010072520		

8. EXPLODED VIEW AND PARTS LIST

1. TOTAL EXPLODED VIEW (FR-521,551NT/NB)



2. TOTAL PARTS LIST (FR-521,551NT/NB)

® is a recommendable part for essential stock.

NO	PART CODE	PART NAME	PART DESCRIPTION	QUANTITY	REMARK
1	3010074930	ASSY CAB URT	FRP-440	1	
	3010074940	ASSY CAB URT	FRP-440(HCFC)		
	3010074830	ASSY CAB URT	FRP-480	1	
	3010074940	ASSY CAB URT	FRP-480(HCFC)		
2	3012905400	HINGE *T	SCP1, T2.3	1	
3	3016001230	SPECIAL BOLT T/U	6 X 22 SWCH22A(WH)	3	
4	3011429000	COVER *T HI	PP	1	
5	3010519800	BOX MAIN POWER	PP	1	
® 6		PCB MAIN AS		1	REFER TO #17
® 7		TRANS POWER		1	REFER TO #16
10		HARNESS RUN CON		1	
® 11		CAPACITOR RUN		1	REFER TO #13
12	3011444900	COVER M-PCB BOX	P.P	1	
13	7112401211	SCREW TAPPING	T1 TRS 4 X 12 MFZN	2	
14	3012905801	HINGE *M AS	PO T3.2, FRB-5460CT	1	
14-1	3011424700	COVER *M HI	ABS	1	
15	3016001220	SPECIAL BOLT M	6 X 20 SWCH22A(WH)	3	
16	3012102900	FOOT * F * L AS		1	
17	3012103000	FOOT * F * R AS		1	
18	3016000700	SPECIAL SCREW	M6 X 15	2	
19	3012101500	FOOT ADJ AS	FRB-5350NB	1	
20	3012102500	FOOT ADJ * L AS	FRB-5350NB	1	
21	3012906410	HINGE * U AS	FRB-5460CT	1	
22	3016005300	SPECIAL WASR	S10C T1.5	1	
23	3016001230	SPECIAL BOLT T/U	6 X 22 SWCH22A(WH)	3	
24	3011439900	COVER CAB BRKT	PP	1	
25	7112401211	SCREW TAPPING	T1 TRS 4 X 12 MFZN	2	
26	3010103700	ABSORBER SUC P	NR	1	
27		CORD POWER AS		1	REFER TO #19
28	7112401211	SCREW TAPPING	T1 TRS 4 X 12 MFZN	1	
29	7001400865	SCREW MACHINE	PAN 4 X 8 BSNI	1	
31	3013202700	HOSE DRN B	PP	1	
32	7112401211	SCREW TAPPING	T1 TRS 4 X 12 MFZN	6	
33	3012401410	GRILLE	SBHGI T0.4	1	
34	7112401211	SCREW TAPPING	T1 TRS 4 X 12 MFZN	2	
35	3014426900	PLT WICON AS	FLTT SW D4.76	1	

EXPLODED VIEW AND PARTS LIST

NO	PART CODE	PART NAME	PART DESCRIPTION	QUANTITY	REMARK
36	3010102100	ABSORBER C MOT	NR, FRB-5350NT	1	
37	3012004400	FIXTURE C MOTR	SUC	1	
38	3015906800	MOTOR C	BLDC 12V	1	
Ⓡ 39	3011800400	FAN		1	
Ⓡ 40	3011200400	CLAMP FAN	SUS304	1	
41	7112401211	SCREW TAPPING	T1 TRS 4 X 12 MFZN	1	
42	3011445000	COVER C FAN		1	
43		DRYER AS		1	REFER TO #17
Ⓡ 44	3011119300	CASE VAPORI	P.P	1	
45	3010314910	BASE COMP	SBHGI T1.0	1	
46		COMPRESSOR	HIPS	1	REFER TO #11
Ⓡ 47	3010101440	ABSORBER COMP AS		2	
48	3016002500	SPECIAL WASHER	SK-5 T0.8	4	
49	3010100201	ABSORBER COMP	NR H=40	2	
50		HARNES RELAY		1	
51		SWITCH P-RELAY AS		1	REFER TO #12
Ⓡ 52	3012610000	CLAMP BRAND RELAY	SK-5 T0.7	1	
53	3016003300	SPECIAL BOLT	T2 M6.5 X 20	4	
54	3016500000	CASTER * B	PP, FRB-5350NT	2	
55	3014902900	SHAFT CASTER * B	SWRM-10	2	
56	7112401211	SCREW TAPPING	T1TRS 4 X 12 MFZN	1	
57	3012007900	FIXTURE MOTR B	P.P	1	
58	3015907200	MOTOR F	BLDC 12V	1	
Ⓡ 59	3012007800	FIXTURE MOTR A	P.P	1	
60	3011802200	FAN	ABS(OD110)	1	
Ⓡ 61	3011200500	CLAMP FAN	SUS 304	1	
62	7112401611	SCREW TAPPING	T1TRS 4 X 16 MFZN	2	
63	3013334100	INSU F-LUVR	F-PS	1	
64	3013402100	KNOB F CONTL	PP	1	
65	3017903420	SOCKET F LAMP AS		1	
66		LAMP AS	15W	1	REFER TO #16
Ⓡ 67	3018908200	LOUVER F	HIPS	1	
68	7112401611	SCREW TAPPING	T1TRS 4 x 16 MFZN	2	
69	3015504200	WINDOW F	GPPS	1	
70	3010924600	CAP F-LUVR	HIPS T2.3	1	
71	3017807500	SHELF F	HIPS	1	
72	3011110200	CASE ICING	PP, FRB-5350NT	2	
73	3012603400	HANDLE ICE BOX	ABS	1	

EXPLODED VIEW AND PARTS LIST

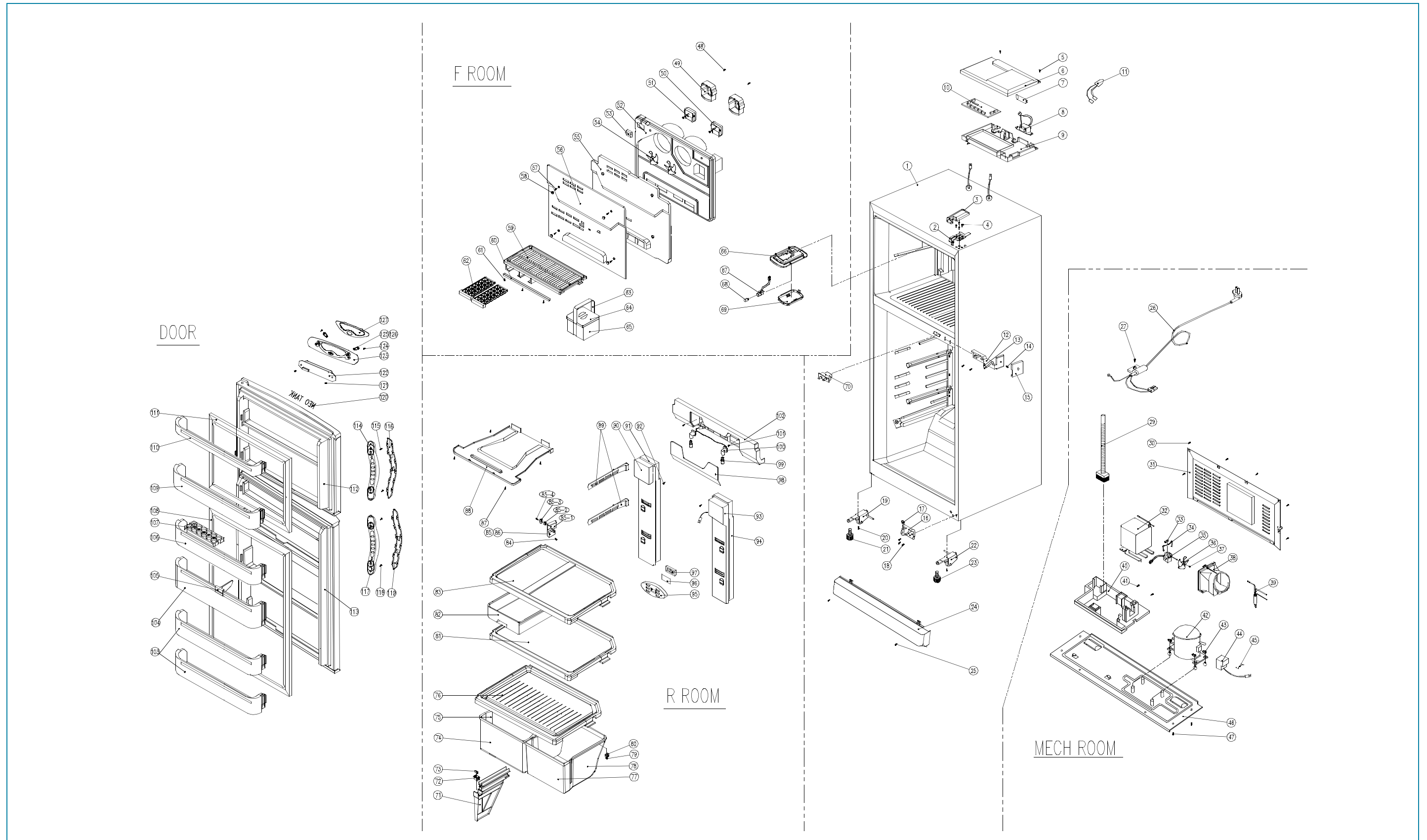
NO	PART CODE	PART NAME	PART DESCRIPTION	QUANTITY	REMARK
74	3011445500	COVER ICE BOX	GPPS	1	
75	3010519600	BOX ICE	HIPS	1	
76	3018701300	DEO ANTI RETURN		1	
77	3018700700	DEODORANT SHEET	UNITRON	1	
78	3011102501	CASE DEO A	P.P	1	
79		SWITCH DR	2 BUTTON/4 PIN	1	REFER TO #17
Ⓜ 80	3017903610	SOCKET R LAMP AS		1	
80-1		LAMP AS	15W	1	REFER TO #16
Ⓜ 81		R-SENSOR AS		1	REFER TO #18
Ⓜ 82	3011439500	COVER CUBIC/D	HIPS	4	
83	3011445000	COVER CONTL	HIPS	1	
84	7112401611	SCREW TAPPING	T1TRS 4 X 12 MFZN	1	
85	3010918400	CAP CONTROL BOX	ABS	1	
86	3015504000	WINDOW R	GPPS	1	
87	3013331100	INSU R * S * L	F-PS, FRB-4460NT	1	
	3013330900	INSU R * S * L	F-PS, FRB-4760NT	1	
88	3018906300	LOUVER R * S * L	PP, FRB-4460NT	1	
	3018902500	LOUVER R * S * L	PP, FRB-4760NT	1	
89	3013331200	INSU R * S * R	F-PS, FRB-4460NT	1	
	3013331000	INSU R * S * R	F-PS, FRB-4760NT	1	
90	3018906400	LOUVER R * S * R	P.P, FRB-4460NT	1	
	3018902900	LOUVER R * S * R	P.P, FRB-4760NT	1	
91	3017802300	SHELF R * T	GPPS	1	
92	3017805100	SHELF R * U	GPPS	1	
93	3011439700	COVER V/CASE	GPPS	1	
94	3011117700	CASE VEGETB	GPPS	1	
95	3011432800	COVER ROLL A	HIPS	2	
96	3014700500	ROLLER V/CASE	POM	2	
97	3011117800	CASE CHILLED	GPPS	1	
98	3014700600	ROLLER V/CASE FI	POM	2	
99	3015303600	SUPPORTER V/CASE	HIPS	2	
Ⓜ 100	3019011000	POCKET MULT	GPPS, FRB-4760NT	1	
	3019008900	POCKET EGG		1	
	3019011000	POCKET MULT	GPPS, FRB-4760NT	2	
101	3012505700	GUIDE JUMBO POCKET	ABS, FRB-4760NT	1	
102	3019010900	POCKET JUMBO	GPPS	1	
103	3019008900	POCKET EGG	GPPS	1	
104	301117600	CASE EGG	GPPS	2	

EXPLODED VIEW AND PARTS LIST

NO	PART CODE	PART NAME	PART DESCRIPTION	QUANTITY	REMARK
105	3019011100	POCKET F	GPPS	2	
106	3012307330	GASKET F DR AS	PVC, FRB-4870KT	1	
107		ASSY F DR	FRB-440/480	1	REFER TO #21
108	3012610710	HANDLE F DR	ABS + CR	1	
109	7002501611	SCREW MACHINE	TRS 5 X 16 MFZN	2	
110	3011603310	DECO F HNDL	ABS	1	
111	3012307440	GASKET R DR AS	PVC, FRB-4470NT	1	
	3012307430	GASKET R DR AS	PVC, FRB-4870KT	1	
112		ASSY R DR	FRP-440	1	REFER TO #20
		ASSY R DR	FRP-440	1	REFER TO #20
113	3012610810	HANDLE R DR	ABS + CR	1	
114	7002501611	SCREW MACHINE	TRS 5 X 16 MFZN	2	
115	3011603410	DECO R HNDL	ABS	1	
116	3014532600	PLATE TANK EBLM		1	
117	7173301011	SCREW TAPPING	TT2 BIN 3 X 12 MFZN	2	
118	3014385160	PCB * F AS	N808RT	1	
®119	3014203210	PANEL * F CONTROL	ABS	1	
120	7125301211	SCREW TAPPING	T2S FLT 3 X 10 MFZN	2	
121	3015504600	WINDOW FCP AS	FRP-440	1	

8. EXPLODED VIEW AND PARTS LIST

1. TOTAL EXPLODED VIEW (FR-630,662,700NT/NB)



2. TOTAL PARTS LIST (FR-630,662,700NT/NB)

® is a recommendable part for essential stock.

NO	PART CODE	PART NAME	PART DESCRIPTION	QTY	REMARK
1	3010058720	ASSY CAB URT	FR-630NT/NB	1	CFC
	3010058730		FR-630NT/NB	1	HCFC
	3010058820	ASSY CAB URT	FR-662NT/NB	1	CFC
	3010058830		FR-662NT/NB	1	HCFC
	3010058920	ASSY CAB URT	FR-700NT/NB	1	CFC
	3010058930		FR-700NT/NB	1	HCFC
2	3012905400	HINGE *T	T2.3 SCP1	1	
3	3011429000	COVER *T HI	PP	1	
4	3016001230	SPECIAL BOLT T/U	M6 X 22 MFZN	4	
5	7112401211	SCREW TAPPING	T1 TRS 4 X 12 MFZN	5	
6	3011444900	COVER M-PCB BOX	PP VO	1	
7		CAPACITOR RUN		1	REFER TO #13
		CAPACITOR STARTING		1	REFER TO #13
8		TRANS POWER		1	REFER TO #16
9	3010519200	BOX M-PCB	PP	1	
® 10		PCB MAIN AS	N808	1	REFER TO #17
11		HARNESS RUN CONN		1	
12	3012905501	HINGE *M	T3.2 PO	1	
13	3014901820	SHAFT *M HI	S20C	1	
14	3016001230	SPECIAL BOLT M	T1 TRS 4 X 2 MFZN	3	
15	3011424700	COVER *M HI		1	
16	3012905600	HINGE *U		1	
17	3016005300	SPECIAL WASR		1	
18	3016001230	SPECIAL BOLT T/U	T1 TRS 4 X 22 MFZN	3	
19	3016500710	CASTER F *L AS		1	
20	3016000700	SPECIAL SCREW	M5 X 15	2	
21	3012102500	FOOT ADJ *L AS		1	
22	3016500810	CASTER F *R AS		1	
23	3012101500	FOOT ADJ AS		1	
24	3011439300	COVER CAB BRKT	PP	1	
25	7112401211	SCREW TAPPING	T1 TRS 4 X 12 MFZN	2	
26		CORD POWER AS		1	REFER TO #19
27	7112401211	SCREW TAPPING	T1 TRS 4 X 12 MFZN	7	
29	3013202400	HOSE DRN AS	PP	1	
30	7112401211	SCREW TAPPING	T1 TRS 4 X 12 MFZN	6	
31	3012400901	GRILL AS		1	

EXPLODED VIEW AND PARTS LIST

NO	PART CODE	PART NAME	PART DESCRIPTION	QTY	REMARK
32	3014426920	PLATE CONN AS		1	
33	3010102100	ABSORBER C MOTR		1	
34	3012004400	FIXTURE C MOTOR		1	
Ⓜ 35		MOTOR C		1	REFER TO #14
Ⓜ 36	3011800400	FAN		1	
37	3011200500	CLAMP FAN		1	
38	3011444800	COVER C FAN		1	
Ⓜ 39		DRYER AS		1	REFER TO #17
40	3011119200	CASE VAPORI	PP	1	
41	7112401211	SCREW TAPPING	T1 TRS 4 X 12 MFZN	2	
Ⓜ 42		COMPRESSOR		1	REFER TO #11
43	3016002500	SPECIAL WASR	SK-5	1	
Ⓜ 44		SWITCH P-RELAY AS		1	REFER TO #12
45	3012610000	RELAY BAND	SK-5	1	
46	3012003000	BASE COMP AS		1	
47	3016003300	SPECIAL BOLT	MFZN	4	
48	7112401211	SCREW TAPPING	T1 TRS 4 X 12 MFZN	2	
49	3012007800	FIXTURE MOTR A	PP	2	
Ⓜ 50		MOTOR R	DC MOTOR	1	REFER TO #15
Ⓜ 51		MOTOR F	DC MOTOR	1	REFER TO #14
52	3018908000	LOUVER F B	FRB-5070NB	1	
53	3014524800	PLATE SENS		1	
Ⓜ 54	3011800400	FAN	ABS	2	
54	3018904201	LOUVER F B	PP	1	
55	3013333900	INSU F LUVR A		1	
56	3018907900	LOUVER F A	HIPS	1	
57	7112401211	SCREW TAPPING	T1 TRS 4 X 12 MFZN	4	
58	3010924600	CAP F LUVR		1	
59	3017810702	SHELF F	5070NB/KB	1	
	3017810802	SHELF F	5270NB/KB	1	
	3017810502	SHELF F	5570NB/KB	1	
60	3010621500	BRACKET F SHELF		1	
61	7112401211	SCREW TAPPING	T1 TRS 4 X 12 MFZN	3	
62	3011110200	CASE ICING	PP	2	
63	3012603400	HANDLE ICE BOX	ABS	1	
64	3011415500	COVER ICE BOX	GPPS	1	
65	3010519600	BOX ICE	HIPS	1	
66	3012003800	FIXTURE F LAMP		1	

EXPLODED VIEW AND PARTS LIST

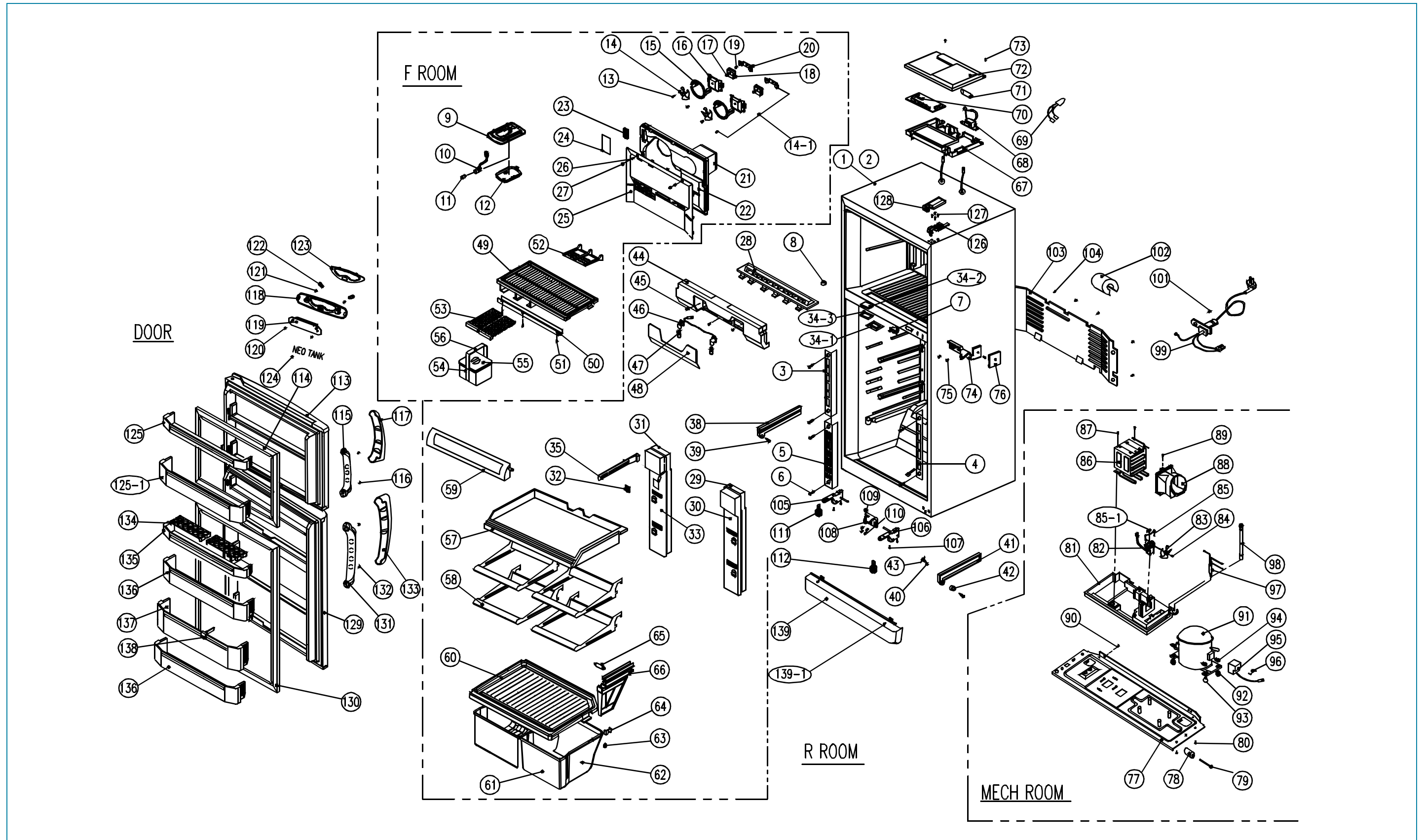
NO	PART CODE	PART NAME	PART DESCRIPTION	QTY	REMARK
67	3017900840	SOCKET F LAMP AS		1	
Ⓜ 68		LAMP AS		1	REFER TO #16
69	3015502600	WINDOW F	PP	1	
Ⓜ 70		SWITCH DR		1	REFER TO #17
71	3012505600	GUIDE V/CASE *M		1	
72	3015304100	SUPPORTER ROLL B		1	
73	3014700400	ROLLER B		1	
74	3011110400	CASE VEGETB *L A	FRB-570NT/NB	1	
75	3011110700	CASE VEGETB *L B	FRB-5070(HIPS)	1	
	3011110600	CASE VEGETB *L B	FRB-5270(HIPS)	1	
	3011110800	CASE VEGETB *L B	FRB-5570(HIPS)	1	
76	3011428701	COVER V/CASE	FRB-5070(SAN)	1	
	3011428801	COVER V/CASE	FRB-5270(SAN)	1	
	3011428601	COVER V/CASE	FRB-5570(SAN)	1	
77	3011110500	CASE VEGETB *R A	FRB-5070NT/NB	1	
78	3011111000	CASE VEGETB *R B	FRB-5070(HIPS)	1	
	30111110900	CASE VEGETB *R B	FRB-5270(HIPS)	1	
	3011111100	CASE VEGETB *R B	FRB-5570(HIPS)	1	
79	3014700200	ROLLER V/CASE	*R / *L = 2 / 2	4	
80	3015303300	SUPPORTER ROLL	*R / *L = 2 / 2	4	
81	3017815000	SHELF R *U AS	FRB-5070NB(GALSS)	1	
	3017813100	SHELF R *U AS	FRB-5270NB(GALSS)	1	
	3017813000	SHELF R *U AS	FRB-5570NB(GALSS)	1	
82	3011111300	CASE CHILD	FRB-5070(SAN)	1	
	3011111400	CASE CHILD	FRB-5270(SAN)	1	
	3011111500	CASE CHILD	FRB-5570(SAN)	1	
83	3017814900	SHELF R *T AS	FRB-5070NB(GALSS)	1	
	3017812500	SHELF R *T AS	FRB-5270NB(GALSS)	1	
	3017812600	SHELF R *T AS	FRB-5570NB(GALSS)	1	
84	7112401211	SCREW TAPPING	T1 TRS 4 X 12 MFZN	2	
85-1	3012505000	GUIDE V/CASE *L		1	
85-2	3014700300	ROLLER A		1	
85-3	3016003700	SPECIAL WASR		1	
85-4	7112401211	SCREW TAPPING	T1 TRS 4 X 12 MFZN	1	
86	3012507100	GUIDE *R AS	PA-6	1	
87	7112401611	SCREW TAPPING	TRS 4 X 16 MFZN	4	
88	3014228300	PANEL R *T	FRB-5570NT/NB	1	
89	3011428900	COVER CUBIC DUCT	ABS	4	

EXPLODED VIEW AND PARTS LIST

NO	PART CODE	PART NAME	PART DESCRIPTION	QTY	REMARK
90	3018904300	LOUVER R *S *L	PP	1	
91	3013324301	INSULATOR R *S *L	F-PS	1	
92	7112401611	SCREW TAPPING	TRS 4 X 16 MFZN	2	
93	3018904400	LOUVER R *S *R	PP	1	
94	3013324401	INSULATOR R *S *R	F-PS	1	
95	3010916800	CAP RETUN DUCT	ABS	2	
96	3011900600	FILTER DEO CUBIC		6	
97	3018701400	DEODRANT ANTI CUBIC		6	
98	3015502800	WINDOW R	GPPS	1	
® 99		LAMP AS		2	REFER TO #16
100	3017901010	SOCKET R LAMP AS	250 [V] / 1 [A]	1	
101	7112401611	SCREW TAPPING	TRS 4 X 16 MFZN	2	
102	3011416800	COVER RETUN DUCT	PP	1	
103	3019007600	POCKET SM	GPPS	2	
104	3019007400	POCKET JUMBO	GPPS	1	
105	3012505700	GUIDE JUMBO POCKET	ABS	1	
106	3019007500	POCKET EGG	GPPS	1	
107	3011111600	CASE EGG	GPPS	1	
108	3012307620	GASKET R DR AS	PVC-S	1	
109	3019007300	POCKET F*U	GPPS	1	
110	3019003500	POCKET F*T	GPPS	1	
111	3012307520	GASKET F DR AS	PVC-S	1	
112		ASSY F DR	FRB-5070NT/NB	1	REFER TO #20
113		ASSY R DR	FRB-5070NT/NB	1	REFER TO #21
114	3012610700	HANDLE F	FRB-5070NT/NB	1	
115	7002501611	SPECIAL SCREW	TRS M5X16 MFZN	2	
116	3011603400	DECO F DR HNDL	FRB-5070NT/NB	1	
117	3012610800	HANDLE R	FRB-5070NT/NB	1	
118	7002501611	SPECIAL SCREW	TRS M5X16 MFZN	2	
119	3011603400	DECO R DR HNDL	FRB-5070NT/NB	1	
120	3014532600	PLATE TANK	FRB-5070NT/NB	1	
121	7173301011	SCREW TAPPING	TT2 BIN 3 X 12MFZN	2	
122	3014384110	PCB *F AS	N808	1	
123	3014205500	PANEL *F CONTL	ABS	1	
124	7125301211	SCREW TAPPING	T2S FLT 3 X 10 MFZN	2	
125	3016301100	BUTTON FCP *L		1	
126	3016301200	BUTTON FCP *R		1	
127	3015504600	WINDOW FCP AS	FRB-5070NT/NB	1	

8. EXPLODED VIEW AND PARTS LIST

1. TOTAL EXPLODED VIEW (FR-780,820NT/NB)



2. TOTAL PARTS LIST(FR-780NT/NB, FR-820NT/NB)

Ⓜ is recommendable part for essential stock.

NO	PART CODE	PART NAME	PART DESCRIPTION	QTY	REMARK
1	3010075610	ASSY CAB URT	FRB-5970NB	1	
	3010075620	ASSY CAB URT	FRB-5970NB(HCFC)		
2	3010074710	ASSY CAB URT	FRB-6370NB	1	
	3010074720	ASSY CAB URT	FRB-6370NB(HCFC)		
3	3015302100	SUPPORTER G SHELF *L	SBHG T1.8	1	
4	3015302200	SUPPORTER G SHELF *R	SBHG T1.8	1	
5	3015301810	SUPPORTER G SHELF *M	SBHG T1.8	1	
6	7112403008	SCREW TAPPING	T1 TRS 4 X 30	6	
Ⓜ 7	3018100020	SWITCH DOOR	2 BUTTON / 4 PIN	1	REFER TO #17
8	3010903200	CAP SCREW	LDPE	1	
9	3012003800	FIXTURE F LAMP	ABS	1	
10	3017900840	SOCKET *F LAMP AS		1	
Ⓜ 11		LAMP AS	15W	1	REFER TO #16
12	3015502600	WINDOW F	GP	1	
13	7122401611	SCREW TAPPING	T2S TRS 4 X 16 MFZN	4	
Ⓜ 14	3011800400	FAN	ABS	1	REFER TO #14
Ⓜ14-1	3015906600	MOTOR R AS	BLDC 12V	1	REFER TO #15
15	3018500100	MOUSE BELL	HIPS	1	
16	4017Z32233	COVER MOTOR C	HIPS	1	
17	4017Z08430	ABSORBER MOTOR	EPR-B3(H40)	1	
Ⓜ 18	3015905310	MOTOR F	BLDC 12V	1	REFER TO #14
19	4017Z08430	ABSORBER MOTOR	EPR-B3(H40)	1	
20	3011444700	COVER MOTOR B	HIPS	1	
21	3013323701	INSULATOR F LOUVER B	FRB-59,63NB F-PS	1	
22	3013334000	INSULATOR F LOUVER A	FRB-59,63NB F-PS	1	
23	4017Z29100	BRACKET SENS	SPCC	1	
24	2TA40050WH	TAPE ALUMINUM	T0.4X50mm	0.08	
25	3018903820	LOUVER F AS		1	
26	7122401611	SCREW TAPPING	T2S TRS 4 X 16 MFZN	2	
27	3010924600	CAP F LOUVER	HIPS	2	
28	3016905000	DUCT RETURN	ABS	1	
29	3013332600	INSU R *S *R	F-PS	1	
30	3018906600	LOUVER R *S *R	PP	1	
31	3013332700	INSU R *S *L	F-PS	1	
32	3010905100	CAP SIDE M/F COVER	ABS	2	
33	3018906700	LOUVER R *S *L	PP	1	

EXPLODED VIEW AND PARTS LIST

NO	PART CODE	PART NAME	PART DESCRIPTION	QTY	REMARK
34	3011441300	COVER CUBIC AS		1	
34	3011101800	CASE DEO AS		1	
34-1	3011102501	CASE DEO	PP	1	
34-2	3018700600	DEODORANT		1	
	3017714600	SEALING DEO	F-US	1	
34-3	3018700700	DEODORANT SHEET		1	
35	3011441100	COVER CUBIC DUCT	ABS	4	
38	3012505400	GUIDE *L AS		1	
39	7122401611	SCREW TAPPING	T2S TRS 4 X 16 MFZN	1	
40	7122401611	SCREW TAPPING	T2S TRS 4 X 16 MFZN	1	
41	3012505100	GUIDE *R	HIPS	1	
42	3014700300	ROLLER A	POM	1	
43	3016003700	SPECIAL WARS		1	
44	3016903300	DUCT CHILD AS	HIPS	1	
45	3011428400	COVER CASE FRESH	PP	1	
46	3017902310	SOCKET R LAMP AS	240 [V] / 15[W]	2	
® 47		LAMP AS	15W	1	REFER TO #16
48	3015500200	WINDOW R		1	
® 49		LAMP AS	15W	2	REFER TO #16
49	3017810801	SHELF F	SAN	1	
50	3010621500	BRACKET F SHELF	SHHG1	1	
51	7122401211	SCREW TAPPING	T2S TRS 4 X 12 MFZN	3	
52	3012505800	GUIDE ICING	PP	1	
53	3011110200	CASE ICING	PP	2	
54	3010519600	BOX ICE	HIPS	1	
55	3011445500	COVER ICE BOX	GP	1	
56	3012603400	HNDL ICE BOX	HIPS	1	
57	3011109300	CASE CHILD	GP	1	
58	30100A4200	SHELF GLASS AS	FRB-5960NB(T)	4	
	3018017200	SHELF GLASS AS	FRB-6360NB(T)	4	
® 59	3011716700	DOOR CHILD CASE	GP	1	REFER TO #17
60	3011432600	COVER V/CASE	GP	1	
61	3011113900	CASE VEGETB A	GP	1	
62	3011114100	CASE VEGETB B	HIPS	1	
63	3014700300	ROLLER A	POM	2	
64	3011432800	COVER ROLLER A	POM	2	
65	3014700400	ROLLER B	POM	1	
66	3012504900	GUIDE *M	ABS	1	

EXPLODED VIEW AND PARTS LIST

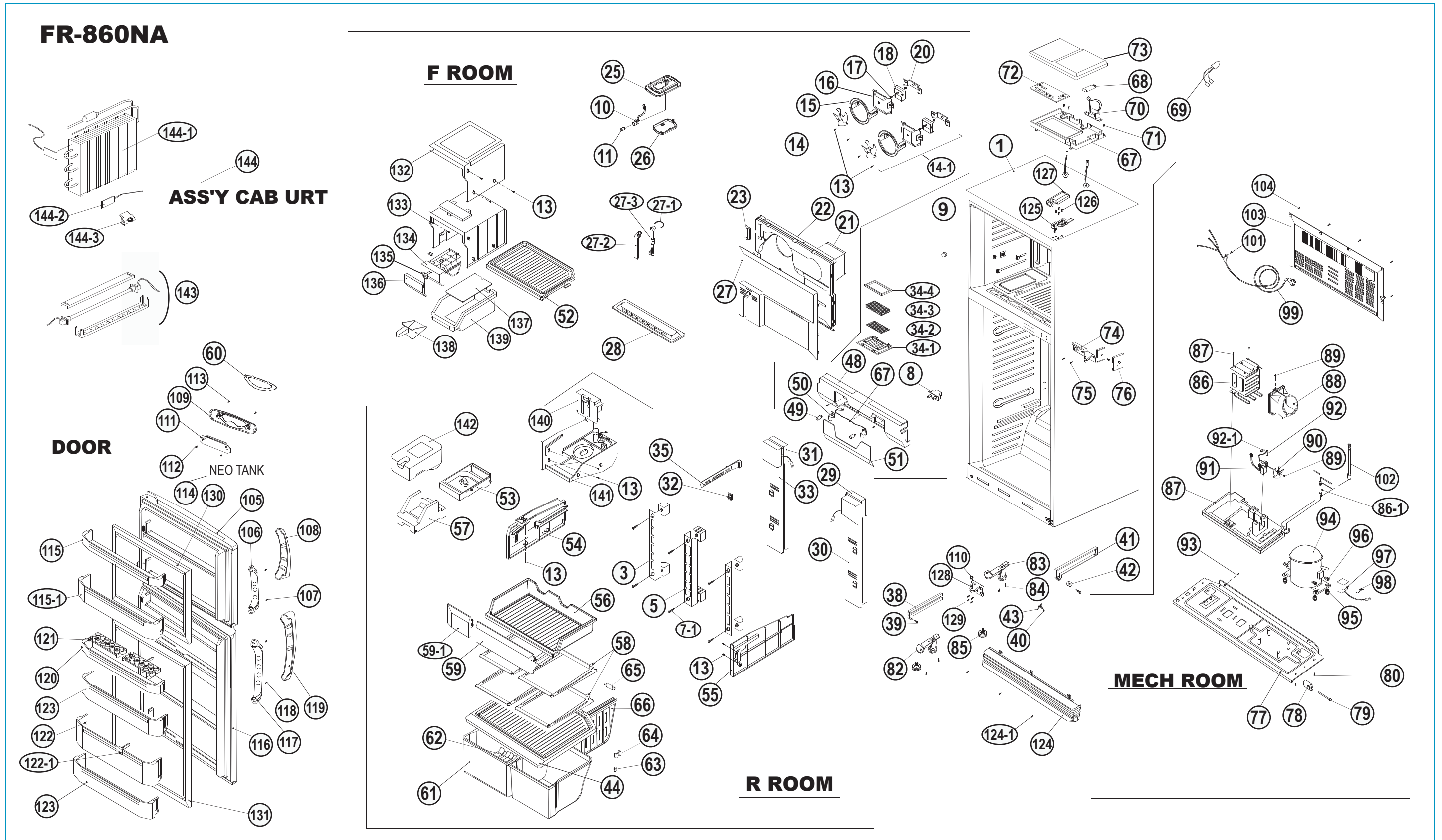
NO	PART CODE	PART NAME	PART DESCRIPTION	QTY	REMARK
67	3010519200	BOX M-PCB	PP	1	
68		TRANS POWER		1	
69		HARNESS RUN CON		1	
® 70		PCB MAIN AS	N808	1	REFER TO #17
71		CAPACITOR RUN		1	
72	3011444900	COVER M-PCB	PP	1	
73	7122401211	SCREW TAPPING	T2S TRS 4 X 12 MFZN	2	
74	3012904800	HINGE *M AS	T3.2 SCP-1	1	
75	3016001220	SPECIAL BOLT *M	6 X 20 SWCH 22A	3	
76	3011424700	COVER *M HI	ABS	1	
77	3010310900	BASE COMP	SBHG1-R	1	
78	3016500000	CASTER *R	PP	2	
79	4018S48121	SHAFT CASTER	SWRM-10	2	
80	3016003300	SPECIAL BOLT	T2 6.5 X 20	4	
81	3011119400	CASE VAPORI	PP	1	
® 82	3015906800	MOTOR C	BLDC 12V	1	REFER TO #14
® 83	3011800400	FAN	OD 110 (ABS)	1	REFER TO #14
84	3011200500	CLAMP FAN	SUS304	1	
85	3012004400	FIXTURE C MOTOR	SUS	1	
85-1	3010102100	ABSORBER C MOTOR	NR	1	
86	3014426910	PLT CON AS	OD4.76 • T0.7 X L	1	
87	7112401211	SCREW TAPPING	T1 TRS 4 X 12 MFZN	2	
88	3011444800	COVER C FAN	PP	1	
89	7112401011	SCREW TAPPING	T1 TRS 4 X 10MFZN	1	
90	7122401211	SCREW TAPPING	T2 TRS 4 X 12MFZN	1	
® 91		COMPRESSOR		1	REFER TO #11
92	3010101440	ABSORBER COMP AS	NR H40	2	
93	3010100201	ABSORBER COMP		2	
94	3016002500	SPECIAL WASR	T0.7 SK-5	4	
® 95		SWITCH RELAY AS		1	REFER TO #12
96	3012610000	CLAMP BAND RELAY	T0.7 SK-5	1	
® 97		DRYER AS		1	REFER TO #17
98	3013201900	HOSE DRAIN B	PP	1	
99		CORD POWER AS		1	
101	7001400865	SCREW MACHINE	T1 PAN 4 X 8 BSN1	1	
102	3010103700	ABSORBER SUC P	NR	1	
103	3012400100	GRILL	SBHG-1	1	
104	7112401211	SCREW TAPPING	T1 TRS 4 X 12 MFZN	6	

EXPLODED VIEW AND PARTS LIST

NO	PART CODE	PART NAME	PART DESCRIPTION	QTY	REMARK
105	3016500710	CASTER F *L AS		1	
106	3016500810	CASTER F *R AS		1	
107	7002501211	SCREW MACHINE	TRS 5 X 12 MFZN	2	
108	3012910000	HINGE *U AS		1	
109	3016000100	SPECIAL WASR	T1.5 STS304	1	
110	3016001230	SPECIAL BOLT T/U	ABS	4	
111	3012102500	FOOT ADJ *L AS		1	
112	3012101500	FOOT ADJ *R AS		1	
113		ASSY F DR URT		1	
114	3012307300	GASKET F DR AS		1	
115	3012603200	HANDLE F DR	ABS+GOLD	1	
116	7002501211	SCREW MACHINE	TRS 5 X 12 MFZN	2	
117	3011601500	DECO F DR HNDL	ABS+CURL FIT	1	
118	3014205500	PANEL *F CONTL	ABS+CURL FIT	1	
®119	3014384110	PCB *F AS		1	REFER TO #16
120	7173301011	SCREW TAPPING	TT2 BIN 3 X 10 MFZN	2	
121	7125401213	SCREW TAPPING	T2S TRS 4 X 12 MFZN	2	
122	3016301100	BUTTON FCP *L/*R	ABS+CURL FIT	2	
123	3015504510	WINDOW FCP AS	ABS+FILM	1	
124	3014532600	EMBLEM(NEO TANK)		1	
125-1	3019003610	POCKET F *U	SAN	1	
125	3019003600	POCKET F *T	SAN	1	
126	3012904700	HINGE *T AS		1	
127	3016001230	SPECIAL BOLT T/U	SWCH22A(WH)	4	
128	3012904700	COVER *T AS		1	
129	3010072500	ASSY R DR URT		1	
130	3012307400	GASKET R DR AS		1	
131	3012603300	HANDLE R DR	ABS +GOLD	1	
132	7002501211	SCREW MACHINE	TRS 5 X 12 MFZN	2	
133	3011601600	DECO R HNDL	ABS + CURL FIT	1	
134	3011107900	CASE EGG	GP	2	
135	3019002301	POCKET SM/EGG	GP	1	
®136	3019000901	POCKET MULT	GP	1	
®137	3019000500	POCKET JUMBO	GP	1	
138	3012503700	GUIDE POCKET	ABS	1	
139	3011420900	COVER CAB BRACKET	PP	1	
139-1	7112401211	SCREW TAPPING	T1 TRS 4 X 12 MFZN	2	

8. EXPLODED VIEW AND PARTS LIST

1. TOTAL EXPLODED VIEW (FR-860NA)



2. TOTAL PARTS LIST

Ⓜ means a recommendable part for essential stock.

✓ **Caution:** In this Service Manual, some parts can be changed for improving, their performance without notice in the parts list. So, if you need the latest parts information, please refer to PPL(Parts Price List) in Service information Center(<http://svc.dwe.co.kr>)

NO	PART CODE	PART NAME	SPEC	QT'Y	REMARK
1	3010032910	ASSY CAB URT	CFC	1	
	3010078710	ASSY CAB URT	HCFC	1	
3	3015302100	SUPPORTER G SHELF *L *R	SBHG T1.8	2	
5	3015301810	SUPPORTER G SHELF *M	SBHG T1.8	1	
7-1	7112403008	SCREW TAPPING	T1 TRS 4x30	6	
Ⓜ 8	3018100040	SWITCH DOOR	2 BUTTON / 4 PIN	1	
9	3010903200	CAP SCREW	LDPE	1	
10	3017900840	SOCKET *F LAMP AS		1	
Ⓜ 11	3013600030	LAMP AS		1	
13	7122401611	SCREW TAPPING	T2S TRS 4x16 MFZN	7	
Ⓜ 14	3011800400	FAN	ABS	1	
Ⓜ 14-1	3015903010	MOTOR R AS	DC 12V	1	
15	3018500100	MOUSE BELL	HIPS	1	
16	4017Z32233	COVER MOTOR C	HIPS	1	
17	4017Z08430	ABSORBER MOTOR	EPR-B3(H40)	1	
Ⓜ 18	3018902510	MOTOR F	DC 12V	1	
20	4017Z32244	COVER MOTOR B	HIPS	1	
21	3013323700	INSULATOR F LOUVER B	F-PS	1	
22	3013321310	INSULATOR F LOUVER A	F-PS	1	
23	4017Z29010	BRACKET F SENS	SPCC	1	
24	2TA40050WH	TAPE ALUMINUM	T0.4x50mm	0.08	
25	3012003800	FIXTURE F LAMP		1	
26	3015502600	WINDOW F	GP	1	
27	3018903910	LOUVER F AS		1	
27-1		CABLE TIE		1	
27-2	3011410800	COVER W/F PIPE AS	PP	1	
27-3	3013200600	HOSE W/F AS	220V~240V/50,60Hz	1	
	3013200610	HOSE W/F AS	110V~127V/60Hz		
28	3016901800	DUCT RETURN	ABS	1	
29	3013332600	INSU R *S *R	F-PS	1	
30	3018906600	COVER R *S *R	PP	1	
31	3013332700	INSU R *S *L	F-PS	1	
32	3010905100	CAP SIDE M/F COVER	ABS	2	
33	3018906700	LOUVER R *S *L	PP	1	
34	3011441300	COVER CUBIC AS		4	
	3011101810	CASE DEO AS		1	

EXPLODED VIEW AND PARTS LIST

NO	PART CODE	PART NAME	SPEC	QTY	REMARK
34-1	3011102501	CASE DEO A	PP	1	
34-2	3018700700	DEODORANT SHEET		1	
34-3	3018700600	DEODORANT		1	
34-4	3017714600	SEALING DEO	F-US	1	
35	3011441100	COVER CUBIC DUCT	HIPS	4	
38	3012505400	GUIDE *L AS		1	
39	7122401611	SCREW TAPPING	T2S TRS 4x16 MFZN	1	
40	7122401611	SCREW TAPPING	T2S TRS 4x16 MFZN	1	
41	3012505100	GUIDE *R	HIPS	1	
42	3014700300	ROLLER A	POM	1	
43	3016003700	SPECIAL WARS	OD20xT2	1	
44	3011432500	COVER V/CASE	SAN	1	
48	3016903500	COVER C-C DUCT AS		1	
® 49		LAMP AS	240 [V] / 15[W]	2	
50	3017902310	SOCKET R LAMP AS		1	
51	3015501600	WINDOW R	GPPS	1	
52	3017802100	SHELF F	SAN	1	
53	3014504600	BOX WATER FEED	HIPS	1	
54	3012501580	GUIDE CHILD DOOR *M	SAN	1	
55	3012502000	GUIDE CHILD DOOR *R	HIPS	1	
56	3011104200	CASE CHILD	SAN	1	
57	30173205400	SHELF W/F TANK	PP	1	
58	3010017200	SHELF GLASS AS		4	
® 59	3011703400	DOOR CHILD CASE	SAN	1	
59-1	3011701500	DOOR W/F CASE	SAN	1	
60	3015504400	WINDOW FCP AS		1	
61	3011113800	CASE VEGETB A	SAN	1	
62	3011114200	CASE VEGETB B	HIPS	1	
63	3014700300	ROLLER A	POM	2	
64	3011432800	COVER ROLLER A	ABS	2	
65	3014700400	ROLLER B	POM	1	
66	3012504900	GUIDE *M	ABS	1	
67	3010511700	BOX M-PCB	PP	1	
68	400EL15110	CAPACITOR RUN	AC 350[V] / 5 [uF]	1	
69	3012715800	HARNESS RUN CON		1	
70	SEPK041008	TRANS POWER		1	
71	7112401211	SCREW TAPPING	T1S TRS 4x12 MFZN	3	
® 72		PCB MAIN AS	N105	1	

EXPLODED VIEW AND PARTS LIST

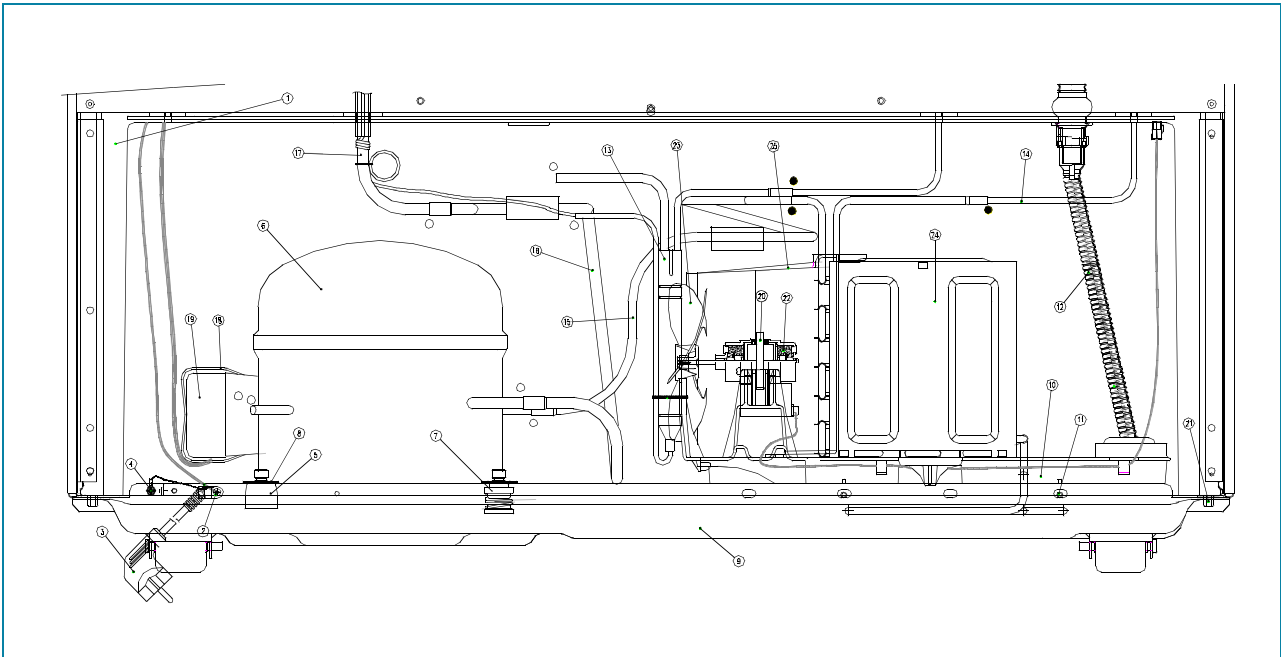
NO	PART CODE	PART NAME	SPEC	QT'Y	REMARK
73	3011425300	COVER M-PCB BOX	PP	1	
74	3012904500	HINGE *M	T3.2 SCP-1	1	
75	3016001220	SPECIAL BOLT *M	6x20 SWCH 22A	3	
76	3011424700	COVER *M HI	ABS	1	
77	3010310900	BASE COMP	SBHG1-R	1	
78	3016500000	CASTER *B	PP	2	
79	4018S48121	SHAFT CASTER	SWRM-10	2	
80	3016003300	SPECIAL BOLT	T2 6.5x20	4	
82	3016500700	CASTER F *L AS		1	
83	3016500800	CASTER F *R AS		1	
84	3016000700	SPECIAL SCREW		2	
85	3012101500	FOOT ADJ AS		2	
86	3014413710	PIPE WI-CON AS	OD4.76xT0.7xL28280	1	
Ⓡ 86-1		DRYER AS	OD16xT0.8xL135	1	
87	3011113500	CASE VAPORI	PP+CTALC	1	
89	3011200500	CLAMP FAN	SUS304	1	
Ⓡ 90	3011800400	FAN	OD 110 (ABS)	1	
Ⓡ 91	3011801060	MOTOR C	220 [V] / 60 [℘]	1	
92	3012004400	FIXTURE C MOTOR	SUC	1	
92-1	3010102100	ABSORBER C MOTOR	NR	1	
93	7112401211	SCREW TAPPING	T1 TRS 4x12 MFZN	2	
Ⓡ 94		COMPRESSOR		1	
95	3010101440	ABSORBER COMP AS		4	
96	3016002500	SPECIAL WASR	T0.8 SK-5	4	
Ⓡ 97		SWITCH P-RELAY AS		1	
98	3012610000	CLAMP BAND RELAY	T0.7 SK-4	1	
99		CORD POWER AS		1	
101	7001400865	SCREW MACHINE	T1 PAN 4x12 BSNI	1	
102	3013201900	HOSE DRAIN B	PP	1	
103	3012400400	GRILL	SBGH-1	1	
104	7112401211	SCREW TAPPING	T1 TRS 4x12 MFZN	6	
105	3010072400	ASSY F DR URT		1	
106	3012603200	HANDLE F DR	ABS +CR	1	
107	7002501211	SCREW MACHINE	TRS 5x12 MFZN	3	
108	3011601500	DECO F DR HNDL	ABS	1	
109	3014203100	PANEL F CONTROL	ABS	1	
110	3016000100	SPECIAL WASR	T1.5 STS304	1	

EXPLODED VIEW AND PARTS LIST

NO	PART CODE	PART NAME	SPEC	QTY	REMARK
111	3014374110	PCB F AS	N806	1	
112	7173301011	SCREW TAPPING	TT2 BIN 3x10 MFZN	2	
113	7125301013	SCREW TAPPING	T2S FLT 3x12 MFCR	2	
114	3014530300	PLATE TANK		1	
115	3019003600	POCKET F *T	SAN	1	
115-1	3019003610	POCKET F *U	SAN	1	
116	3010073400	ASSY R DR URT		1	
117	3012603300	HANDLE R DR	ABS +CR	1	
118	7002501211	SCREW MACHINE	TRS 5x12 MFZN	3	
119	3011601600	DECO R DR HNDL	ABS + CURL FIT	1	
120	3019002301	POCKET SM/EGG	SAN	2	
121	3011107900	CASE EGG	SAN	2	
122	3019000500	POCKET JUMBO	SAN	1	
122-1	3012503700	GUIDE POCKET	SAN	1	
® 123	3019000901	POCKET MULT	SAN	1	
124	3011420900	COVER CAB BRACKET	PP	1	
124-1	7112401211	SCREW TAPPING	T1 TRS 4x12 MFZN	2	
125	3012904700	HINGE *T AS		1	
126	3016001230	SPECIAL BOLT T/U	SWCH22A(WH)	4	
127	3013514900	COVER *T HI	T1.5 PP	1	
128	3012910000	HINGE *U AS		1	
129	3016001230	SPECIAL BOLT T/U	SWCH22A(WH)	4	
130	3012307300	GASKET F DR AS		1	
131	3012307400	GASKET R DR AS		1	
132	3011411200	COVER I/M CASE	ABS	1	
133	3011104000	CASE ICE MAKER	HIPS	1	
134	3010068500	ASSY I/M		1	
135	4010H30970	FIXTURE I/M	ABS	1	
136	3011411300	COVER ICE MAKER	ABS	1	
137	3010100400	ABSORBER ICE MAKER	F-PE(S)	1	
138	4010H30970	SCOOP ICE	ABS	1	
139	3010502800	BOX ICE	SAN	1	
140	3012502300	GUIDE WATER FEED	PP	1	
141	3019100000	PUMP CASE AS		1	
142	3018200000	TANK WATER AS		1	
143	3012800320	HEATER DEFROST AS		1	
144	3010075710	ASSY CAB URT		1	
144-1	3017004301	EVAPORATOR AS		1	
144-2	3017200101	FUSE TEMP AS	SW-103T (77C)	1	
144-3	4017Z90590	FIXTURE FUSE TEMP	PP	1	

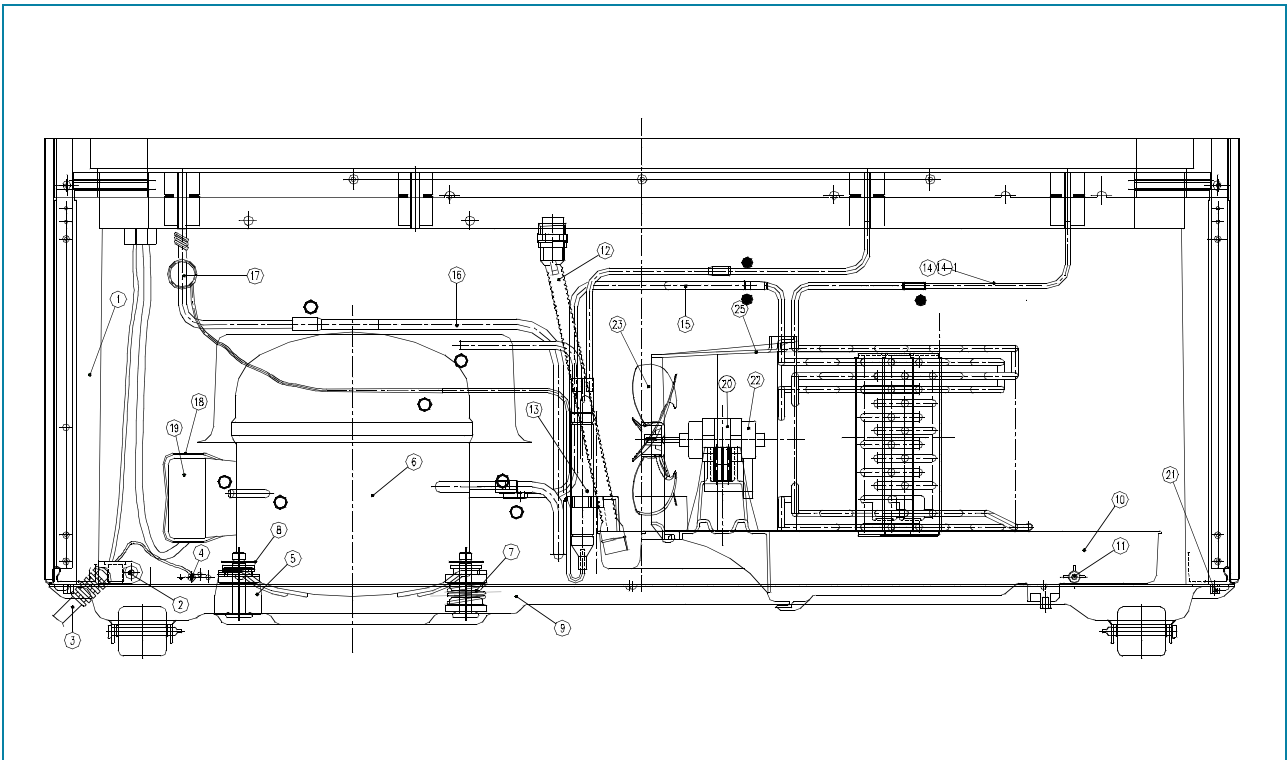
9. MACHINE ROOM

1. FR-521,551,630,662,700NT/NB



NO	PART NAME	NO	PART NAME
1	BASE CAB * B	14	PIPE HOT
2	SCREW TAPPING	15	PIPE CONN A
3	CORD POWER AS	16	PIPE SUC CONN
4	SCREW MACHINE	17	PIPE SUCTION AS
5	ABSORBER COMP	18	BAND RELAY
6	COMPRESSOR	19	SWITCH P-RELAY AS
7	ABSORBER COMP AS	20	FIXTURE C FAN
8	WASHER SPECIAL	21	SCREW MACHINE
9	BASE COMP AS	22	MOTOR C AS
10	CASE VAPORI	23	C FAN
11	SCREW TAPPING	24	PIPE WICON AS
12	HOSE DRN AS	25	COVER C FAN
13	DRYER AS		

2. FR-780NT/NB, 860NA



NO	PART NAME	NO	PART NAME
1	BASE CAB *B	13	DRYER AS
2	SCREW TAPPING	14	PIPE HOT
3	CORD POWER AS	15	PIPE CONN A
4	SCREW MACHINE	16	PIPE SUC CONN
5	ABSORBER COMP	17	PIPE SUCTION AS
6	COMPRESSOR	18	BAND RELAY
7	ABSORBER COMP AS	19	SWITCH P-RELAY AS
8	WASHER SPECIAL	20	FIXTURE C FAN
9	BASE COMP AS	21	SCREW MACHINE
10	CASE VAPORI	22	MOTOR C AS
11	SCREW TAPPING	23	C FAN
12	HOSE DRN AS	24	PIPE WICON AS
		25	COVER C FAN

DAEWOO

DAEWOO ELECTRONICS CO., LTD

686, AHYEON-DONG MAPO-GU
SEOUL, KOREA
C.P.O. BOX 8003 SEOUL, KOREA
TELEX : DWELEC K28177-8
CABLE : "DAEWOOELEC"
E-mail : G7F00E@web.dwe.co.kr
FAX : 032) 510-7630
TEL : 032) 510-7622

PRINTED DATE : Nov. 1999