

SECTION 10 REPAIR PARTS LIST

10-1. EXPLODED VIEWS

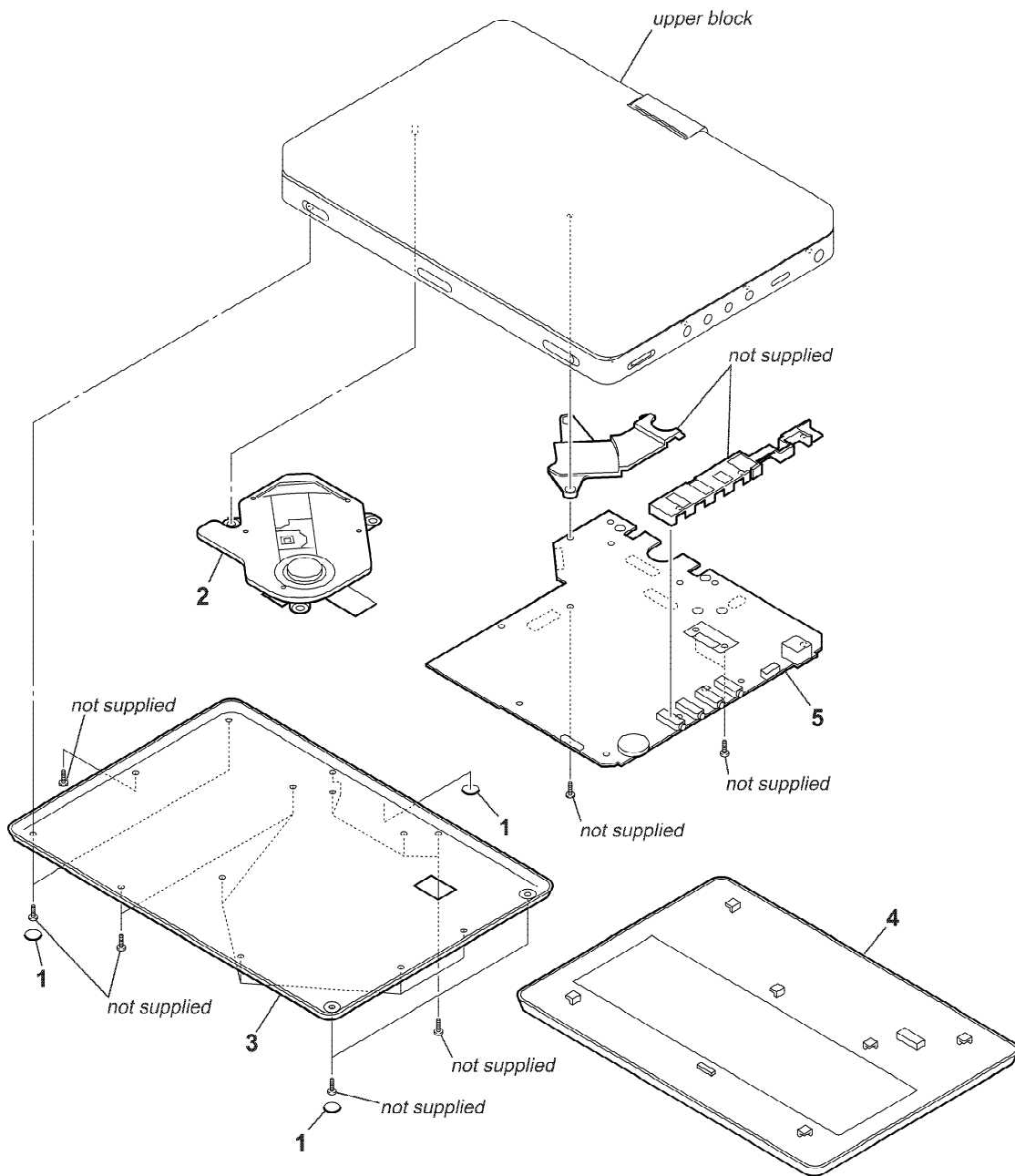
NOTE:

- -XX and -X mean standardized parts, so they may have some difference from the original one.
- Color Indication of Appearance Parts
Example:
KNOB, BALANCE (WHITE) . . . (RED)
 ↑ ↑
 Parts Color Cabinet's Color
- Items marked "*" are not stocked since they are seldom required for routine service. Some delay should be anticipated when ordering these items.
- The mechanical parts with no reference number in the exploded views are not supplied.
- Accessories and packing materials are given in the last of the electrical parts list.
- Abbreviation
AZ : Australian and New Zealand models

The components identified by mark Δ or dotted line with mark Δ are critical for safety. Replace only with part number specified.

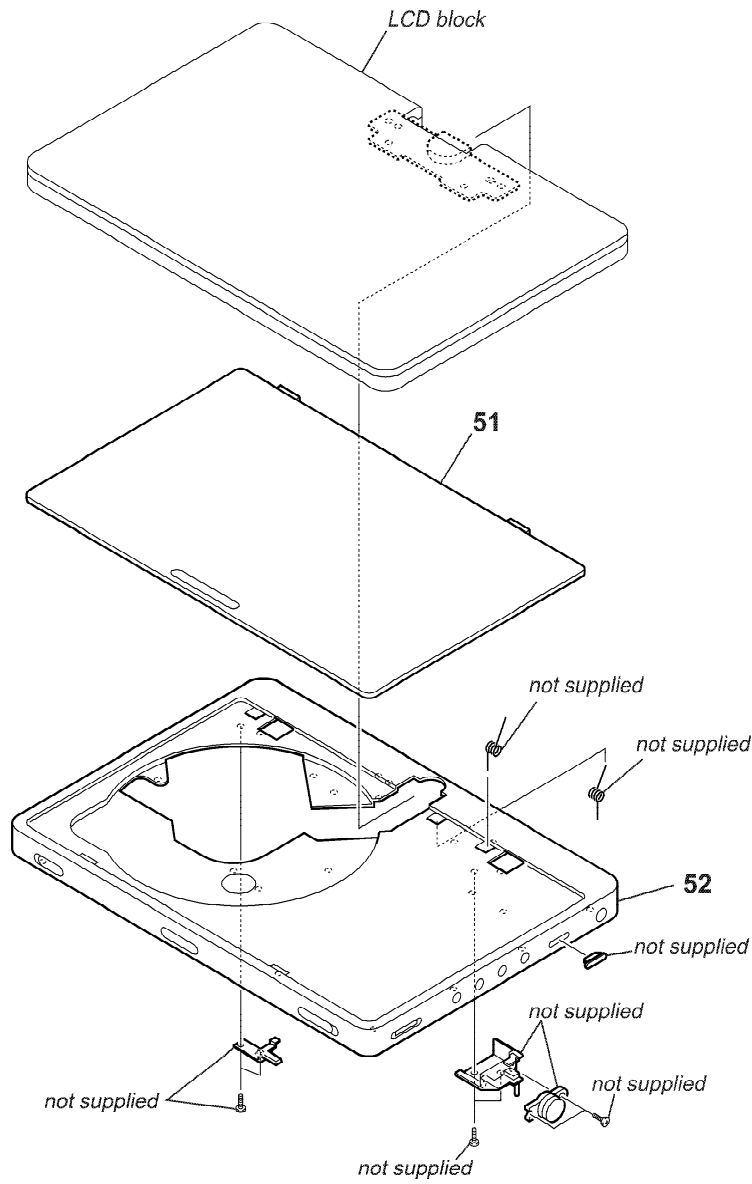
Les composants identifiés par une marque Δ sont critiques pour la sécurité. Ne les remplacer que par une pièce portant le numéro spécifié.

10-1-1. MAIN BLOCK



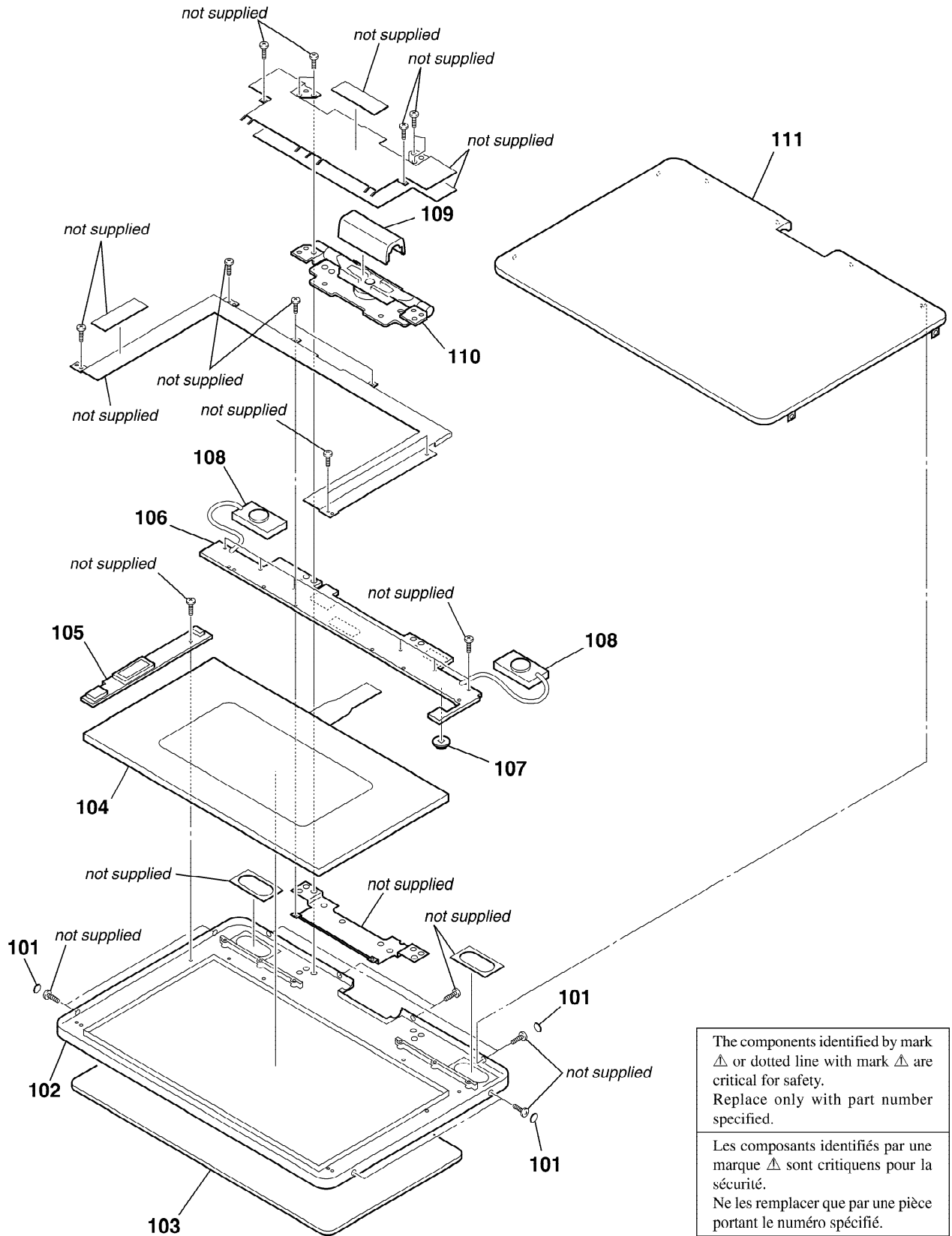
Ref. No.	Part No.	Description	Remark	Ref. No.	Part No.	Description	Remark
1	9-885-103-46	FOOT RUBBER (091-0001-261)		5	A-1202-168-A	MAIN BOARD, COMPLETE (02-01041054-00)	
Δ 2	9-885-103-13	TRAVERSE (346-0001-018)					(AEP, UK)
3	A-1191-185-A	BOTTOM ASSY (030-0001-375)		5	A-1202-937-A	MAIN BOARD, COMPLETE (02-01041055-00)	
Δ 4	9-885-105-19	NP-FX110 (79-11000009-87) (Battery Pack)					(AZ)

10-1-2. UPPER BLOCK



Ref. No.	Part No.	Description	Remark	Ref. No.	Part No.	Description	Remark
51	A-1191-209-A	DISC LID ASSY (030-0101-372)		52	A-1191-181-A	UPPER ASSY (030-0001-374)	

10-1-3. LCD BLOCK



Ref. No.	Part No.	Description	Remark	Ref. No.	Part No.	Description	Remark
101	9-885-103-45	SCREW PAD (091-0001-258)		107	9-885-103-26	SLIDE BUTTON (013-0001-4093)	
102	A-1191-186-A	BEZEL ASSY (030-0001-377)		108	9-885-103-30	SPEAKER (81-51074001-08)	
103	9-885-103-43	LCD COSMETIC (013-0001-4094)		109	9-885-103-27	HINGE COVER (013-0011-4086)	
△ 104	A-1191-187-A	PANEL ASSY (030-0001-373)		110	A-1191-182-A	HINGE ASSY (023-0001-3625)	
△ 105	9-885-103-32	INVERTER BOARD (N217)		111	A-1191-189-A	HOUSING ASSY (030-0001-376)	
106	A-1191-188-A	DRIVER BOARD (02-06040438-00)					

DRIVER**INVERTER****MAIN****10-2. ELECTRICAL PARTS LIST****NOTE:**

- Due to standardization, replacements in the parts list may be different from the parts specified in the diagrams or the components used on the set.
- -XX and -X mean standardized parts, so they may have some difference from the original one.
- RESISTORS
All resistors are in ohms.
METAL: Metal-film resistor.
METAL OXIDE: Metal oxide-film resistor.
F: nonflammable
- Not all of the parts are listed.
- Items marked "*" are not stocked since they are seldom required for routine service. Some delay should be anticipated when ordering these items.
- SEMICONDUCTORS
In each case, u: μ , for example:
uA. . . : μ A. . . uPA. . . : μ PA. . .
uPB. . . : μ PB. . . uPC. . . : μ PC. . .
uPD. . . : μ PD. . .
- CAPACITORS
uF: μ F
- COILS
uH: μ H
- Abbreviation
AZ : Australian and New Zealand models

The components identified by mark \triangle or dotted line with mark \triangle are critical for safety.
Replace only with part number specified.

Les composants identifiés par une marque \triangle sont critiques pour la sécurité.
Ne les remplacer que par une pièce portant le numéro spécifié.

When indicating parts by reference number, please include the board.

Ref. No.	Part No.	Description	Remark
	A-1191-188-A	DRIVER BOARD, COMPLETE	(02-06040438-00)

\triangle	9-885-103-32	INVERTER BOARD (N217)	*****
-------------	--------------	-----------------------	-------

	A-1202-168-A	MAIN BOARD, COMPLETE (02-01041054-00)	(AEP, UK)
	A-1202-937-A	MAIN BOARD, COMPLETE (02-01041055-00)	(AZ)

< FUSE >

\triangle P1	9-885-102-63	FUSE 1206, 3A/32V (CF12V3T3R00)
\triangle P2	9-885-102-64	FUSE 1206, 1A/64V (CF12V6T1R0)

< IC >

U11	6-703-242-01	IC BA5954FP-E2
U12	9-885-101-97	IC MOTOR DRIVER (U-BA6849FM)

MISCELLANEOUS

\triangle 2	9-885-103-13	TRAVERSE (346-0001-018)
\triangle 104	A-1191-187-A	PANEL ASSY (030-0001-373)
\triangle 105	9-885-103-32	INVERTER BOARD (N217)
108	9-885-103-30	SPEAKER (81-51074001-08)

ACCESSORIES & PACKING MATERIALS

2-684-485-31	MANUAL, INST. (086-0005-5024) (ENGLISH)	(AEP/UK)
2-684-485-41	MANUAL, INST. (086-0003-5024) (FRENCH)	(AEP)
2-684-485-51	MANUAL, INST. (086-0004-5024) (GERMAN)	(AEP)
2-684-485-61	MANUAL, INST. (086-0007-5024) (SPANISH)	(AEP)
2-684-485-71	MANUAL, INST. (086-0008-5024) (ITALIAN)	(AEP)

Ref. No.	Part No.	Description	Remark
	2-684-485-91	MANUAL, INST. (086-0006-5024) (ITALIAN)	(AZ)
	9-885-099-64	REMOTE CONTROL (RMT-D182A)	
	9-885-103-56	AV CABLE (010-0001-206)	(RCA Audio/Video cable)
\triangle	9-885-104-13	CARRYING CASE (086-0001-5560) (AEP, UK)	
\triangle	9-885-105-19	NP-FX110 (79-11000009-87) (Battery Pack)	
\triangle	9-885-105-80	AC-FX110 (YR-1028FON1513PJCE)	(AC Adaptor)
\triangle	9-885-105-81	DCC-FX110 (YR-1029FON1403PJCE)	(Car Battery Adaptor)
\triangle	9-885-105-82	POWER CODE (073-0002-2029) (AEP)	
\triangle	9-885-105-83	POWER CODE (073-0004-2029) (UK)	
\triangle	9-885-105-84	POWER CODE (073-0006-2029) (AZ)	

