

# SHARP®

Refrigerator  
 SJ-F70PS-SL, SJ-F75PS-SL, etc.  
 Countermeasure for frozen damper

Date: 6th/Apr/2011

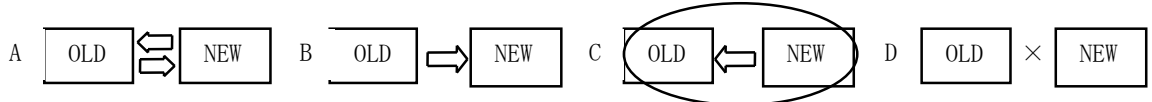
Ref. No. : EHR- 445

## Technical Report

**General** We have been experienced that some ice was formed inside of damper gear box and damper did not work in some field. If you face such problem, please take corrective action below.

Model	MODELS	DESTINATION
	SJ-F60PC-SL/WH, SJ-F60PS-SL, SJ-F60PV-SL	ALL
	SJ-F70PC-SL/SLG, SJ-F70PE-SL/SLG/BE/WH, SJ-F70PS-SL/SS	
	SJ-F70PV-SL/SLG	
	SJ-F72PC-SL/BE/WH, SJ-F72PV-SL, SJ-F73PE-SL/BE/WH, SJ-F74PS-SL	
	SJ-F76PC-SL/BE/WH/SL1/BE1/WH1/SL2/BE2/WH2/SL3/BE3/WH3/SL4/WH4	
	SJ-F76PS-SL/SL1/SL2/SL3/SL4, SJ-F90PS-SL, SJ-F90PE-BE	
	SJ-F76PE-SL/BE/WH/SL1/BE1/WH1/SL2/BE2/WH2/SLJ/SL3/BE3/WH3	
	SJ-F77PS-SL1/SL2, SJ-F77PE-SL1/WH1/SL2/WH2, SJ-F77PC-SL1/WH1/SL2/WH2	
	SJ-S5005-IX, SJ-E5003-SL/BG/W, SJ-C5001-SL/BG/W, SJ-X5103-SL, SJ-X7113-SL	
	SJ-F70RV-SL, SJ-F72RV-SL	
	EQE6000SA-NAZ, EQE5807SA-NCN/NIN/NTH, EQE6007SA-NAU, EQE6007SB-NAU	
	SJ-F73SP-SL/BK, SJ-F76SP-SL/BK/SL3/BK3, SJ-F77SP-SL1/BK1/SL2/BK2,	
	SJ-F83SP-SL/BK, SJ-F750SP-SL/BK, SJ-F91SP-SL/BK, SJ-F602SP-SL/BK	
	SJ-F65PC-SL/WH, SJ-F65PS-SL, SJ-F75PS-SL/SS	
	SJ-F75PC-SL/SLG/WH, SJ-F75PE-SL/SLG/BE/WH, SJ-F75PV-SL/SLG	
	SJ-F77PC-SL/BE/WH, SJ-F77PV-SL, SJ-F78PE-SL/BE/WH, SJ-F79PS-SL/ST	
	SJ-F80PC-SL/BE/WH/SL1/BE1/WH1/SL2/BE2/WH2/SL3/BE3/WH3/SL4/WH4	
	SJ-F80PS-SL/SL1/SL2/SL3/SL4, SJ-F95PS-SL, SJ-F95PE-BE	
	SJ-F80PE-SL/BE/WH/SL1/BE1/WH1/SL2/BE2/WH2/SLJ/BEJ/WHJ/SL3/BE3/WH3	
	SJ-F81PS-SL1/SL2, SJ-F81PE-SL1/WH1/SL2/WH2, SJ-F81PC-SL1/WH1/SL2/WH2	
	SJ-C5501-SL/BG/W, SJ-S5505-IX, SJ-E5503-SL/BG/W, SJ-X5403-SL, SJ-X5406-IX	
	SJ-C7511-SL, SJ-X7413-SL, SJ-X5409-BK, SJ-E7513-SL, SJ-F75RV-SL, SJ-F77RV-SL	
	EQE6500SA-NAZ, EQE6307SA-NCN/NIN/NTH, EQE6307SA-NVN/NMY	
	FQE6307SAE/SAB, HQE6307SAE/SAB, ERK63610X	
	SJ-F78SP-SL/SS/BK, SJ-F80SP-SL/BK/SL3/BK3, SJ-F81SP-SL1/BK1/SL2/BK2,	
	SJ-F88SP-SL/BK, SJ-F800SP-SL/BK, SJ-F96SP-SL/BK/BE, SJ-F653SP-SL/BK	
	SJ-S5506-IX/BK, SJ-S5509-BK	

Interchangeability



**Note** Regarding the mass-production, the measure is applied from March/2011 production onward.

Parts

Ref No.	DESCRIPTION	PART CODE				Effective from	Interchangeability	Price Code
		Old No.	Q'ty	New No.	Q'ty			
	DAMPER ASS'Y	DTHM-A031CBKZ	1	DTHM-A031CBK	1	-	-	AX
	A-SEALER RC-D	PSEL-C669CBZZ	1	PSEL-C669CBZZ	1	-	-	AD
	A-SEALER RC-H	-	-	PSEL-E439CBZZ	1	Mar-2011	C	AG
	A-SEALER RC-B B	-	-	PSEL-E465CBZZ	1	Mar-2011	C	AK
	A-SEALER RC-B	PSEL-C563CBZZ	1	PSEL-C563CBZZ	1	Mar-2011	C	AC

Note: 1)PSEL-C563CBZZ

The part code is same, but thickness of the sealer is changed from 3mm to 5 mm.

2)DTHM-A031CBKZ / PSEL-C669CBZZ


These parts are not changed. These parts are necessary for the measures.

Counter-measure

1) Replace 『DAMPER ASS'Y (DTHM-A031CBKZ)』

(Because some water may remain inside of the current damper box.)


2) Add 『A-SEALER RC-D(C669)』 around 『DAMPER ASS'Y (DTHM-A031CBKZ)』




Add sealer  
『A-SEALER RC-D(C669)』

DAMPER ASS'Y  
(DTHM-A031CBKZ)


3) Add 『A-SEALER RC-H(E439)』 around 『DAMPER ASS'Y 』 to seal up any gap.



Seal up this gap



Add sealer  
『A-SEALER RC-H(E439)』



Overlap the sealer

A-SEALER RC-D(C669)

Add 『A-SEALER RC-H(E439)』 all around 『DAMPER ASS'Y 』

4)Add 『A-SEALER RC-B B(E465)』 on the slot of C-PART RF ASS'Y.  
Replace 『A-SEALER RC-B(C563)』 with new one(thicker sealer)

