DISASSEMBLY HARDWARE LIST

5-1. EXPLODED VIEWS

5-1-1. OVERALL SECTION

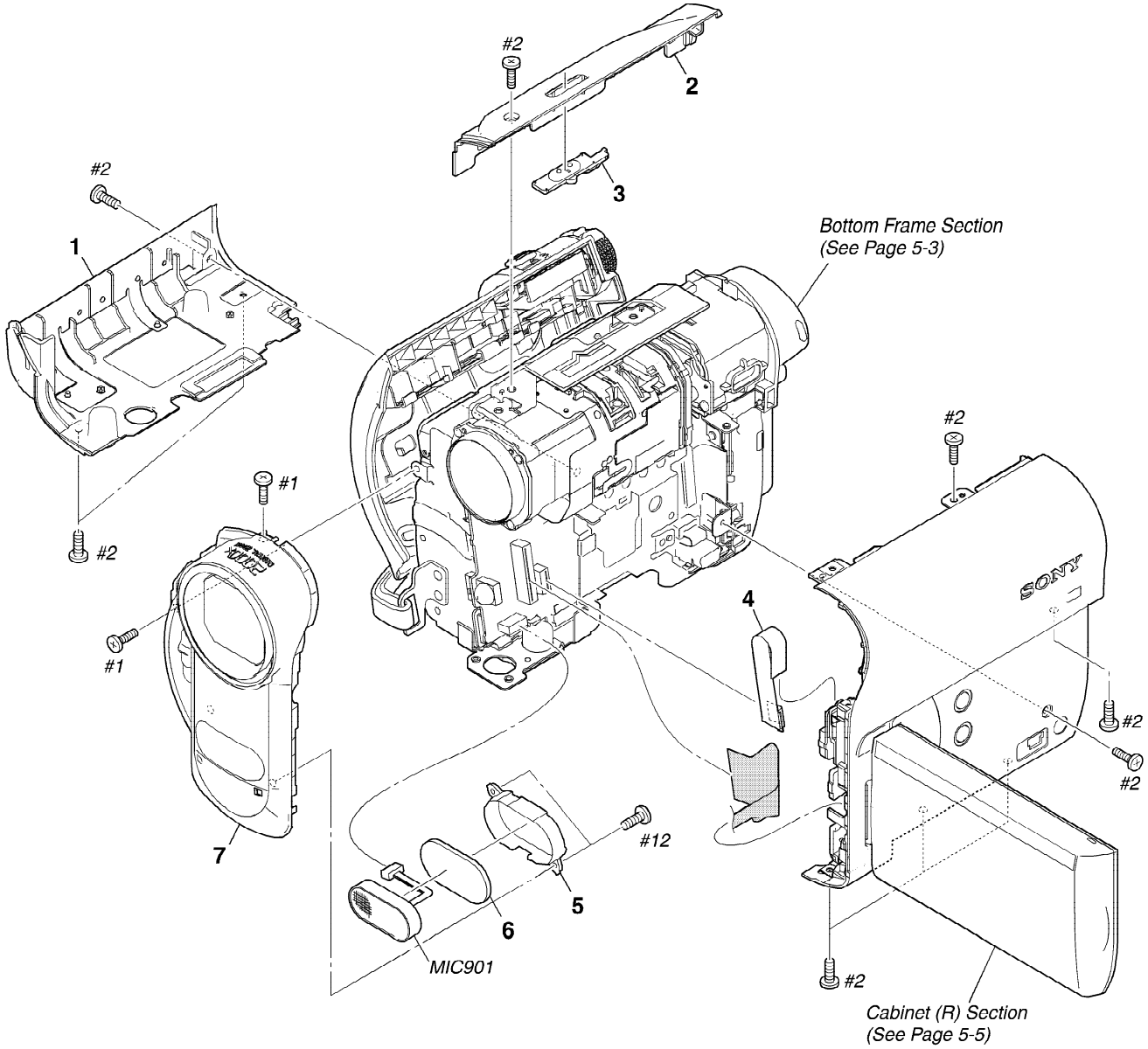

Ref. No.	Part No.	Description
1	2-899-764-21	CABINET (L)
2	3-271-259-01	CABINET (UPPER (2122))
3	2-899-771-11	KNOB (212), NS
4	1-833-206-11	CABLE, FLEXIBLE FLAT (FFC-085)
5	2-899-716-01	RETAINER, MICROPHONE
6	2-899-717-01	CUSHION, MICROPHONE
7	X-2186-671-1	PANEL (2122) ASSY, F (HC51E/HC52/HC52E)
7	X-2186-798-1	PANEL (2132) ASSY, F (HC53E/HC54/HC54E)
MIC901	1-542-712-11	MICROPHONE UNIT
#1	2-635-562-11	SCREW (M1.7) (Black)
#2	2-635-562-31	SCREW (M1.7) (Black)
#12	3-080-204-21	SCREW, TAPPING, P2 (Black)

5-1-2. BOTTOM FRAME SECTION

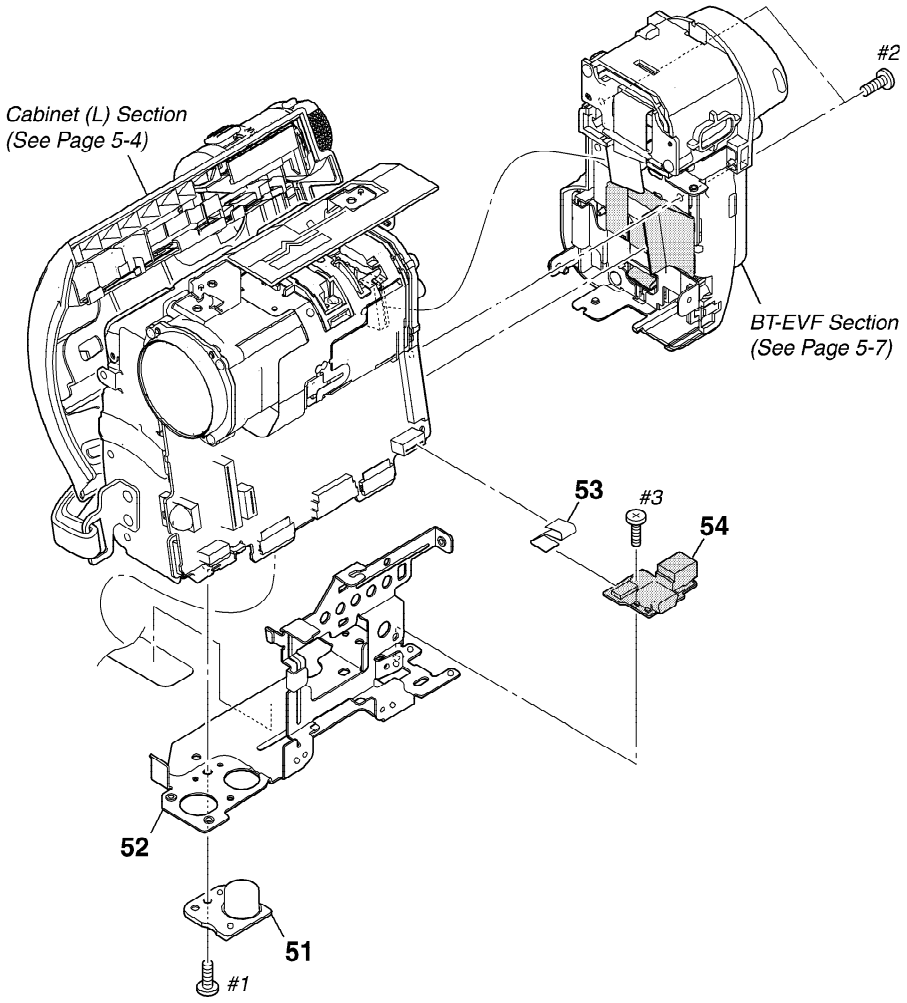

Ref. No.	Part No.	Description
51	2-899-769-01	SCREW, TRIPOD
* 52	2-899-767-01	FRAME, BOTTOM
* 53	1-833-211-11	CABLE, FLEXIBLE FLAT (FFC-090)
54	A-1438-778-A	JK-367 BOARD, COMPLETE (HC51E/HC52/HC52E)
54	A-1438-779-A	JK-367 BOARD, COMPLETE (HC53E/HC54/HC54E)
#1	2-635-562-11	SCREW (M1.7) (Black)
#2	2-635-562-31	SCREW (M1.7) (Black)
#3	2-660-401-01	SCREW (M1.7), NEW TRU-STAR, P2 (Red)

5-1-3. CABINET (L) SECTION

ns: not supplied

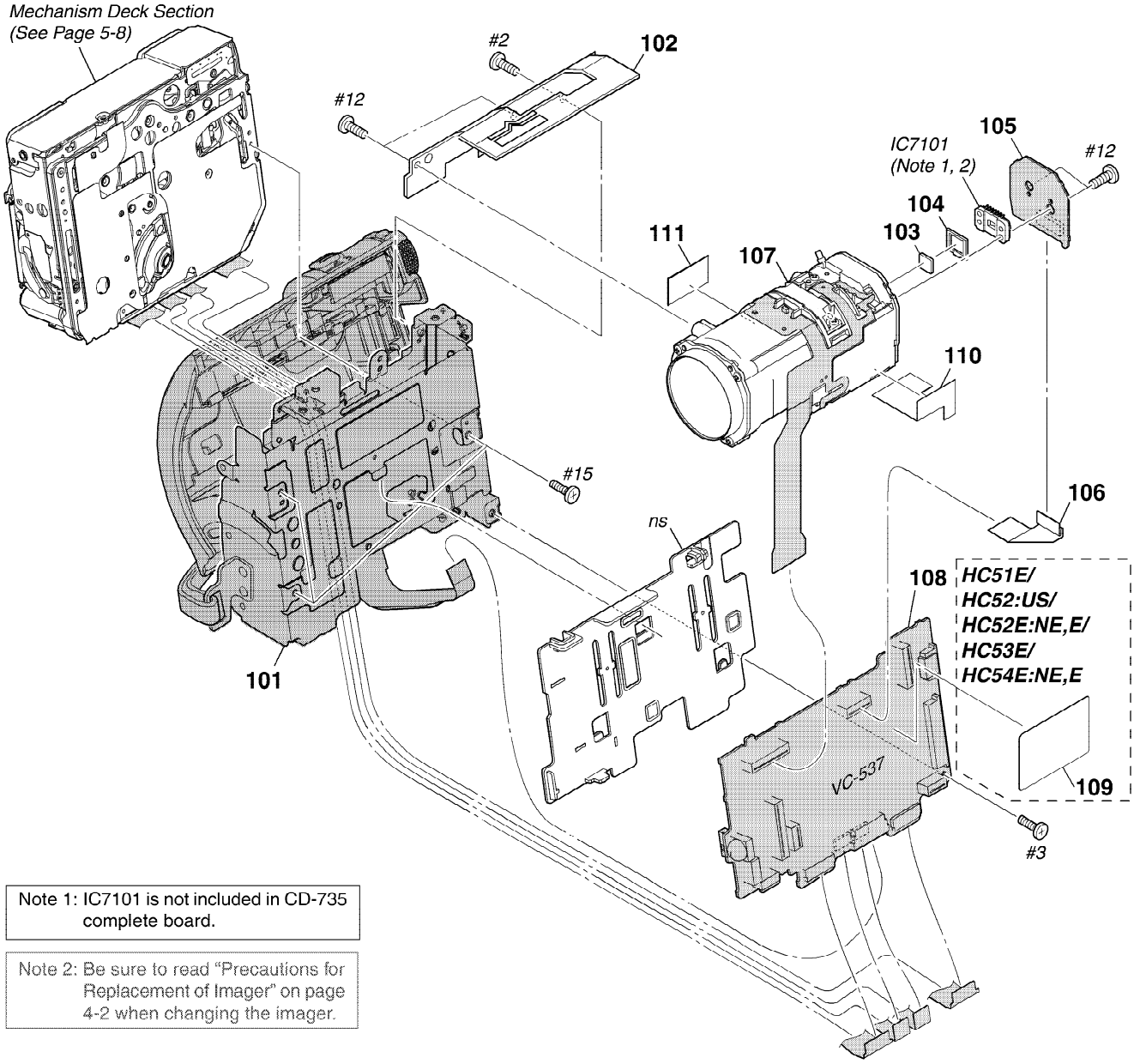

Note 1: IC7101 is not included in CD-735 complete board.

Note 2: Be sure to read "Precautions for Replacement of Imager" on page 4-2 when changing the imager.

Ref. No.	Part No.	Description
101	1-479-928-41	KEY BLOCK, CONTROL (SS21200)
102	2-899-770-01	PLATE, NS CLICK
103	1-788-706-11	OPTICAL FILTER BLOCK (OFB-08-02)
104	3-271-382-01	SEAL RUBBER 1171
105	A-1438-759-A	CD-735 BOARD, COMPLETE
106	1-833-675-11	FLEXIBLE FLAT CABLE (FFC-003)
107	8-848-839-01	DEVICE, LENS LSV-1171A
108	A-1496-718-A	VC-537 BOARD, COMPLETE (SERVICE) (HC51E/HC52/HC52E)
108	A-1496-719-A	VC-537 BOARD, COMPLETE (SERVICE) (HC53E/HC54/HC54E)
109	2-659-500-01	LABEL, FUSE REPLACEMENT CAUTION (HC51E/HC52:US/HC52E:NE,E/HC53E/HC54E:NE,E)
* 110	3-095-521-01	SHEET/GUARD
* 111	2-675-602-01	SHEET, F INSULATING
IC7101	8-753-244-70	ICX610NKF-13 (CCD IMAGER) (HC52/HC54) (Note 1, 2)
IC7101	8-753-244-71	ICX611NKF-13 (CCD IMAGER) (HC51E/HC52E/HC53E/HC54E) (Note 1, 2)
#2	2-635-562-31	SCREW (M1.7) (Black)
#3	2-660-401-01	SCREW (M1.7), NEW TRU-STAR, P2 (Red)
#12	3-080-204-21	SCREW, TAPPING, P2 (Black)
#15	3-062-214-01	SCREW (M1.4X1.5) (Silver)

5-1-4. CABINET (R) SECTION

ns: not supplied

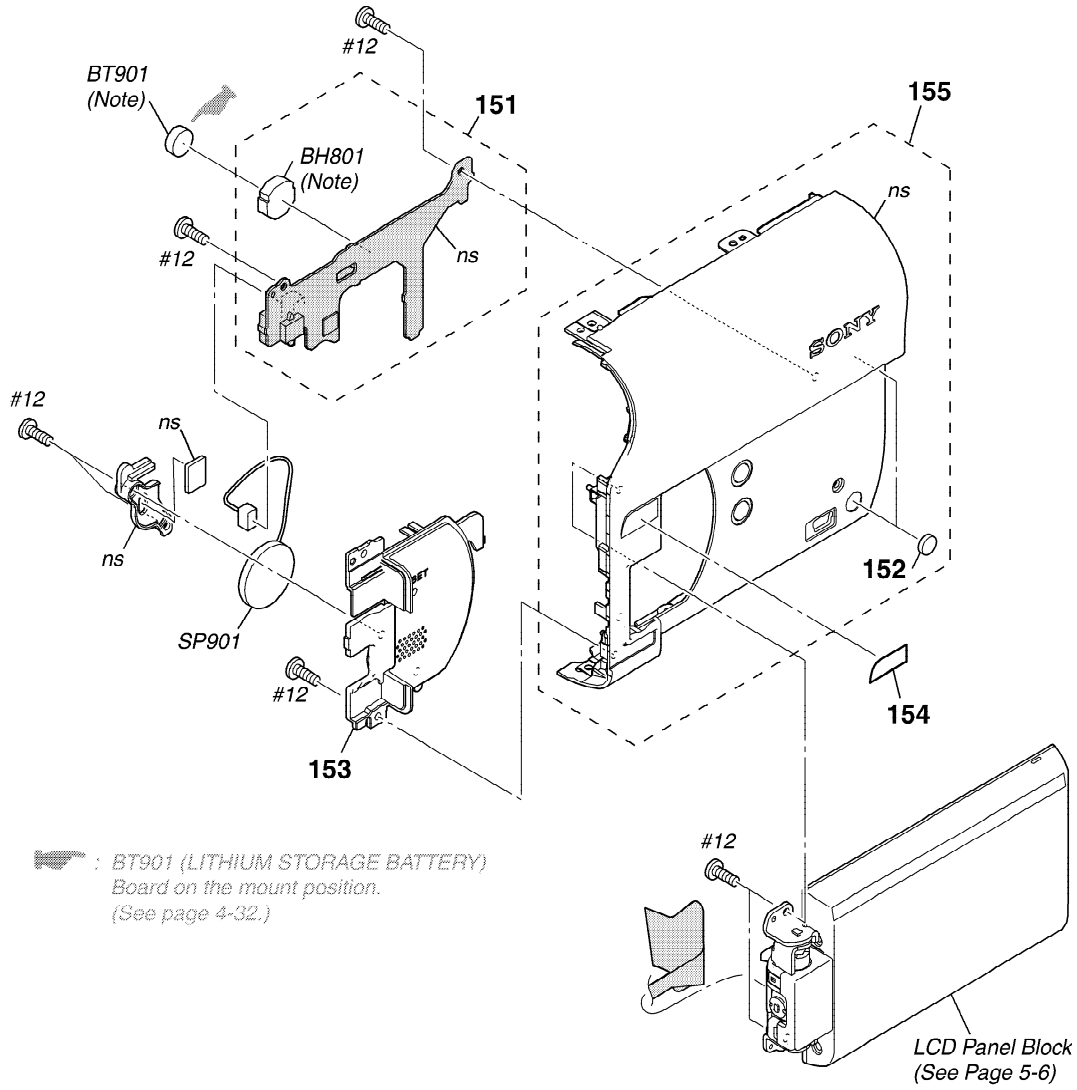

Note: Replace the battery holder (BH801) together when replacing the lithium storage battery (BT901) on the CF-111 board. (The battery holder removed once cannot be used again.) When mounting these parts, mount new battery holder first and attach new lithium storage battery next.

CAUTION
Danger of explosion if battery is incorrectly replaced. Replace only with the same or equivalent type.

• Refer to page 5-1 for mark ⚠.

Ref. No.	Part No.	Description
151	A-1438-782-A	CF-111 BOARD, COMPLETE
152	3-089-565-01	CUSHION (R), PANEL
153	X-2186-695-1	BLIND (2122) ASSY, HINGE
154	3-268-973-01	SHEET (R), MIRROR
155	X-2186-668-1	CABINET (R (2122)) ASSY (HC51E/HC52/HC52E)
155	X-2186-669-1	CABINET (R (2132)) ASSY (HC53E/HC54/HC54E)
⚠BH801	1-756-615-41	HOLDER, BATTERY (Note)
⚠BT901	1-756-134-12	BATTERY, STORAGE, LITHIUM (Note)
SP901	1-825-260-51	LOUD SPEAKER (1.6CM)
#12	3-080-204-21	SCREW, TAPPING, P2 (Black)

HARDWARE LIST

5-1-5. LCD PANEL BLOCK

ns: not supplied

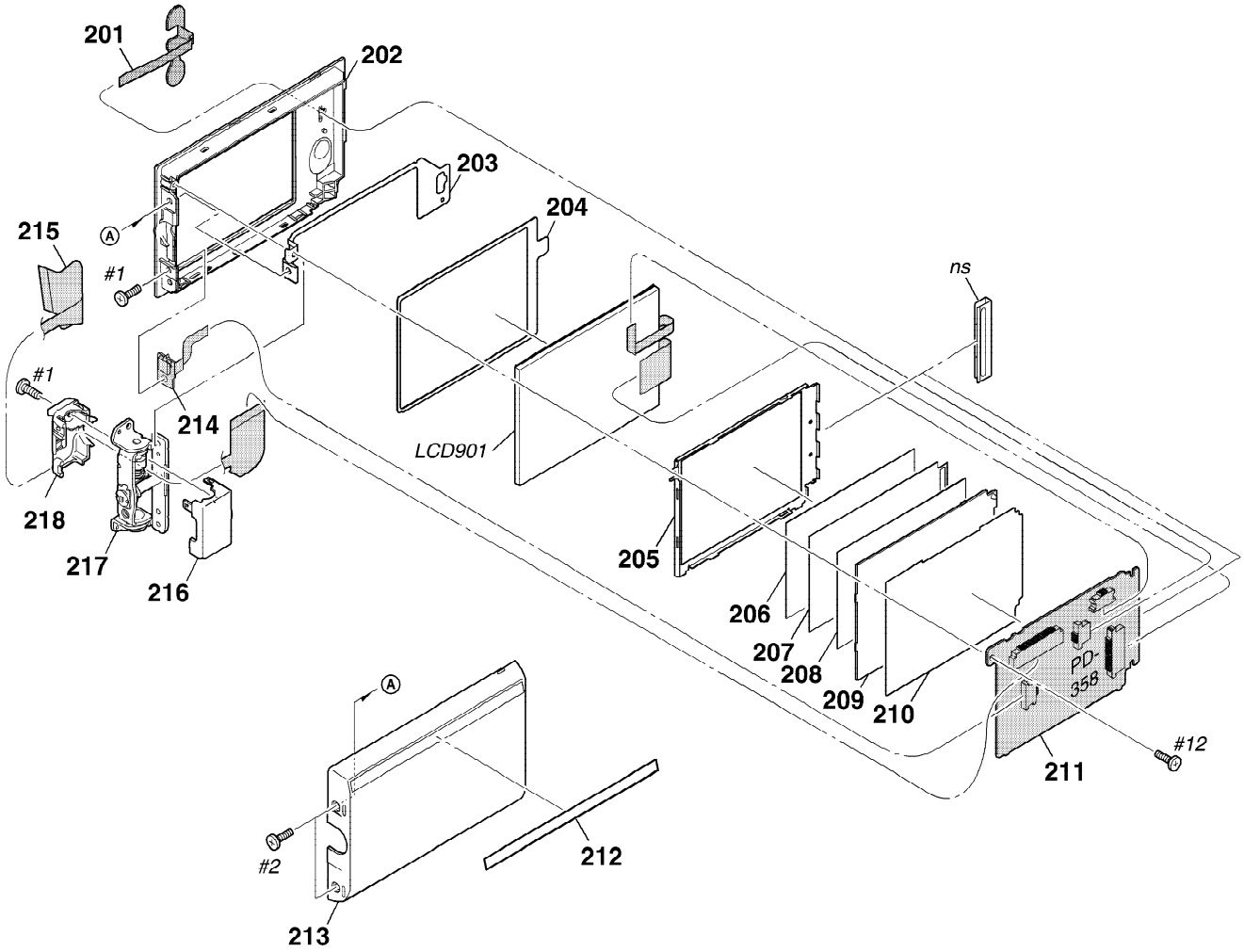

Ref. No.	Part No.	Description
201	1-479-063-21	KEY BLOCK, CONTROL (SB9000)
202	3-272-758-01	CABINET (M (2122)), P
* 203	2-899-744-01	PLATE (212), LCD GROUND
* 204	2-899-746-01	CUSHION (2.5), TP
205	2-694-511-01	FRONT FRAME (2.5)
206	2-694-507-01	PRISM SHEET V (2.5)
207	2-694-508-01	PRISM SHEET H (2.5)
208	2-694-509-01	DIFFUSION SHEET (2.5)
209	2-666-791-01	LIGHT GUIDE (2.5)
210	2-694-510-01	REFLECTION SHEET (2.5)
211	A-1438-760-A	PD-358 BOARD, COMPLETE
212	3-268-972-01	SHEET (P), MIRROR (HC52/HC52E)
212	3-268-972-11	SHEET (P), MIRROR (HC54/HC54E)
212	3-268-972-31	SHEET (P), MIRROR (HC51E)

Ref. No.	Part No.	Description
212	3-268-972-41	SHEET (P), MIRROR (HC53E)
213	3-271-260-01	CABINET (C (2122)), P
214	A-1153-842-A	FP-386 FLEXIBLE BOARD, COMPLETE
215	1-871-484-21	FP-625 FLEXIBLE BOARD
216	3-271-261-01	COVER (C (2122)), HINGE
217	X-2149-207-1	HINGE ASSY (M), PANEL
218	2-899-737-01	COVER (M), HINGE
LCD901	A-1149-654-A	TP BLOCK ASSY (25STMG06)
#1	2-635-562-11	SCREW (M1.7) (Black)
#2	2-635-562-31	SCREW (M1.7) (Black)
#12	3-080-204-21	SCREW, TAPPING, P2 (Black)

HARDWARE LIST

5-1-6. BT-EVF SECTION

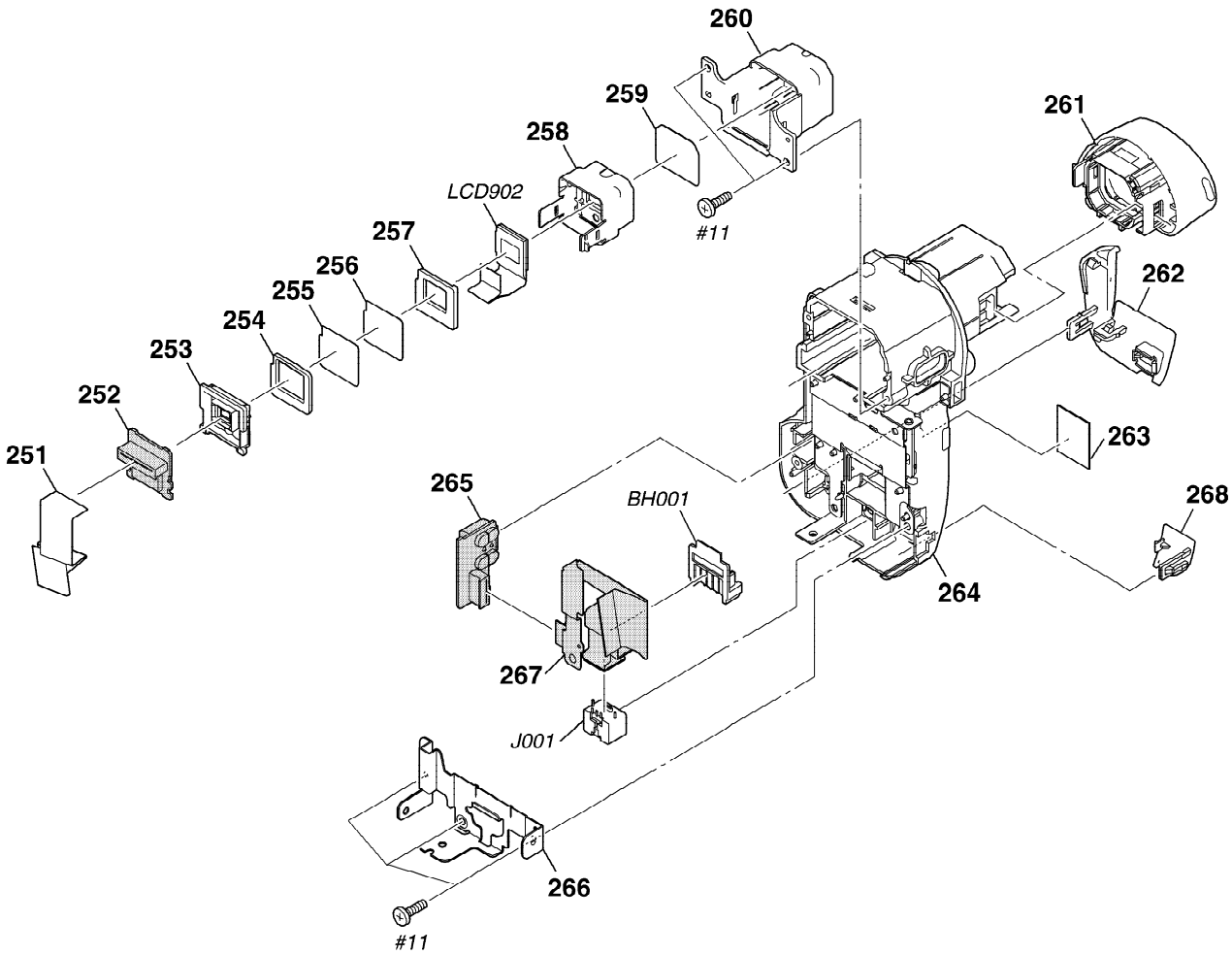

• Refer to page 5-1 for mark ⚠.

Ref. No.	Part No.	Description
* 251	1-833-205-11	CABLE, FLEXIBLE FLAT (FFC-084)
252	A-1438-780-A	LB-137 BOARD, COMPLETE
253	2-664-672-01	GUIDE, LAMP
* 254	2-638-819-01	CUSHION, LCD
* 255	2-638-818-01	ILLUMINATOR
* 256	2-638-816-01	PLATE (TFT), DEFLECTION
257	2-664-671-01	SPACER, LCD
258	2-899-658-01	CAP (212), INNER
259	2-899-660-01	PANEL (CF), POLARIZATION
260	2-899-657-01	CABINET, INNER
261	X-2188-331-1	EYE CUP (2122) ASSY
262	2-899-886-11	COVER, DC-AV
263	2-899-887-11	LID, CPC

Ref. No.	Part No.	Description
264	X-2188-329-1	BT-VF (2122) ASSY (HC52/HC52E/HC54/HC54E)
264	X-2188-330-1	BT-VF (2117) ASSY (HC51E/HC53E)
265	A-1438-781-A	AV-125 BOARD, COMPLETE
266	2-899-661-01	FRAME, TERMINAL FIXED
* 267	1-871-485-11	FP-626 FLEXIBLE BOARD
268	2-899-885-11	COVER, DV
⚠BH001	1-780-064-21	BATTERY TERMINAL BOARD
⚠J001	1-815-792-11	CONNECTOR, DC-IN (7.2V)
LCD902	8-753-245-09	LCX059CKK-1
#11	3-078-890-11	SCREW, TAPPING (Silver)

5-1-7. MECHANISM DECK SECTION

ns: not supplied

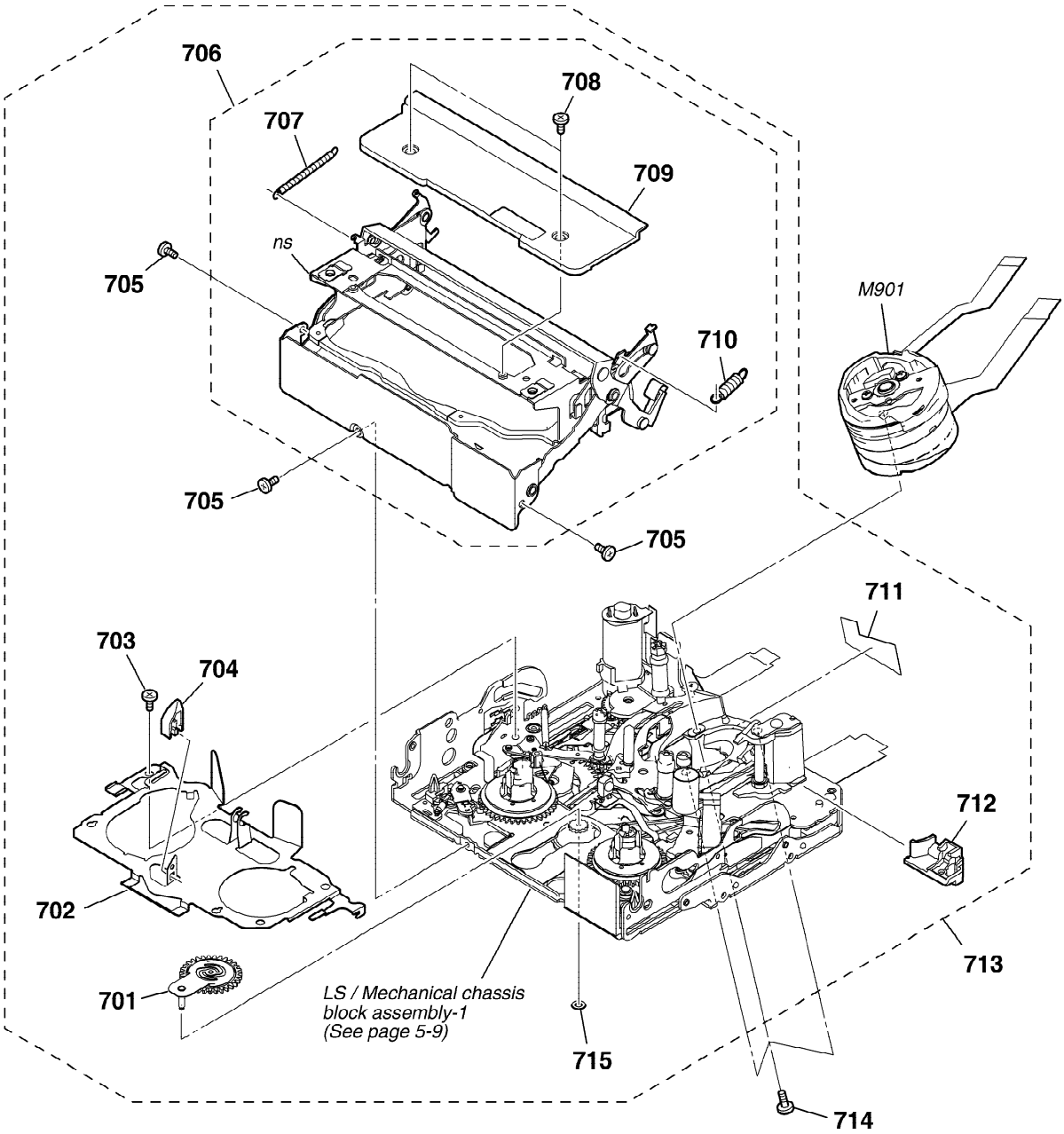

Ref. No.	Part No.	Description
701	X-2024-478-1	PENDULUM ASSY
702	2-342-917-02	BASE, LED
703	7-627-850-77	SCREW, PRECISION +P 1.4X1.8
704	3-079-366-11	RELEASE, REEL LOCK
705	3-703-816-08	SCREW (M1.4X1.4), SPECIAL HEAD
706	X-2024-450-3	CASSETTE COMPARTMENT ASSY
707	2-342-926-01	SPRING (ARM S), TENSION COIL
708	2-546-417-01	SCREW (M1.4X1.0)
709	2-342-933-02	PLATE, TOP
710	2-342-927-01	SPRING (ARM T), TENSION COIL
711	2-541-585-01	SHEET, FLEXIBLE ADHESIVE
712	2-342-918-01	TG6 CATCHER
713	A-1437-006-A	MD (N220) SUB ASSY (S) A
714	3-703-816-13	SCREW (M1.4X2.0), SPECIAL HEAD
715	3-315-414-31	WASHER
M901	A-1154-545-A	DRUM (DEH-33E-R)

5-1-8. LS/MECHANICAL CHASSIS BLOCK ASSEMBLY-1

ns: not supplied

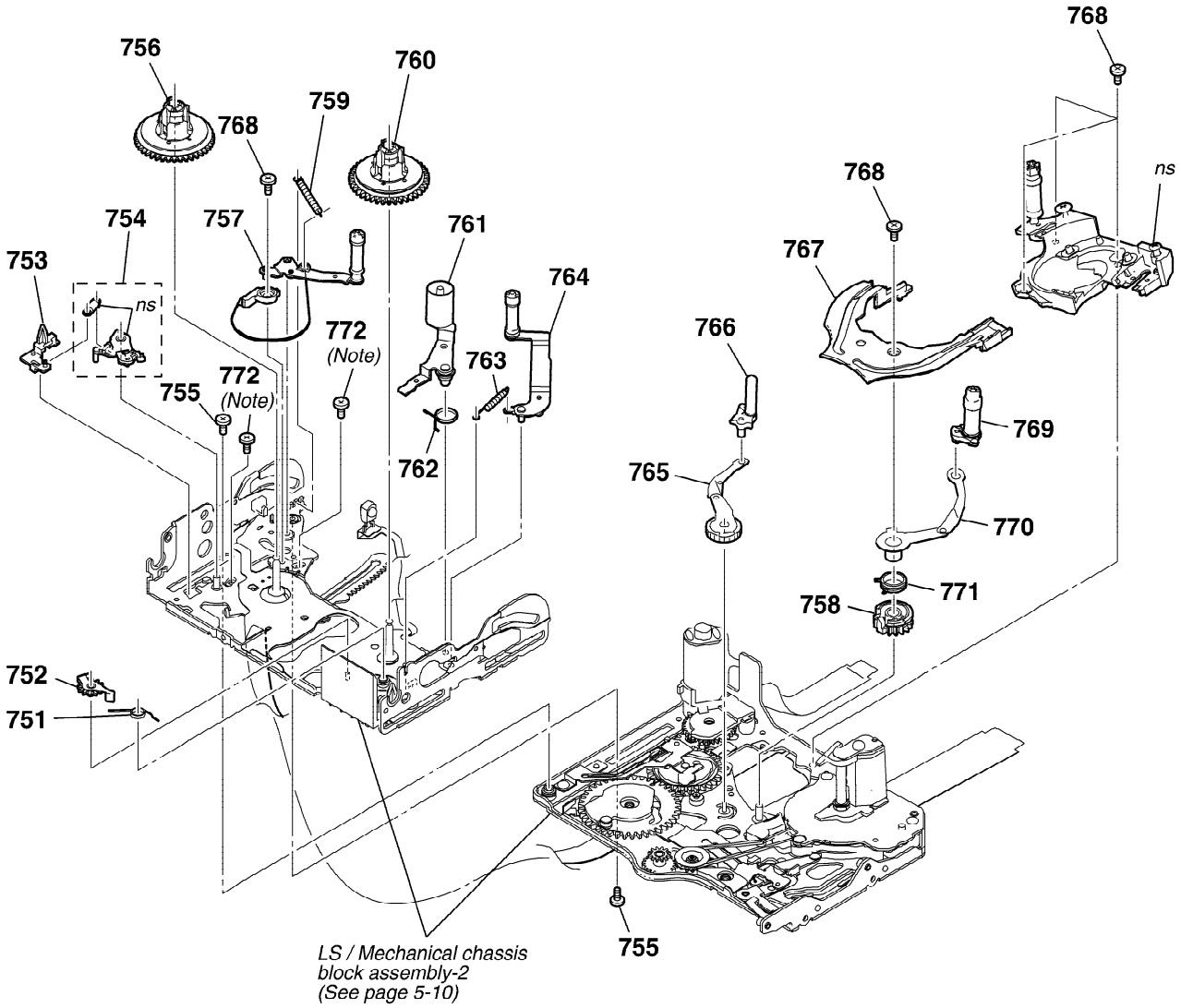

Note: *These two screws are the fixing screws of the LS cam plate.*
These two fixing screws are used for adjsting the LS cam plate position.
(refar to 4-2. LS cam adjustment of DV mechanical adjustment manual IX)

Ref. No.	Part No.	Description
751	2-342-759-01	SPRING, RVS BRAKE
752	A-1083-005-A	BRAKE BLOCK ASSY, RVS
753	2-342-731-01	POSITIONING, S
754	A-1083-006-A	BLOCK ASSY, S BRAKE
755	3-075-097-11	SCREW (M1.4X1.4), SPECIAL HEAD
756	X-2067-290-1	TABLE ASSY, S REEL
757	A-1132-279-A	REGULATOR BLOCK ASSY, TENSION
758	2-342-705-01	GEAR (T), GL
759	2-342-902-01	SPRING, TENSION REGULATOR
760	X-2067-291-1	TABLE ASSY, T REEL
761	X-2067-295-4	ARM ASSY, PINCH
762	2-342-906-01	SPRING (PINCH RETURN), TORSION
763	2-342-626-01	SPRING (RETURN TG6), EXTENSION
764	A-1083-002-A	BLOCK ASSY, TG6
765	X-2024-468-1	ARM ASSY (S) , GL
766	X-2024-465-1	COASTER (S) ASSY
767	2-342-612-01	RAIL
768	3-703-816-13	SCREW (M1.4X2.0), SPECIAL HEAD
769	X-2024-466-1	COASTER (T) ASSY
770	X-2024-469-1	ARM (T) ASSY, GL
771	2-342-716-01	SPRING (T), TORSION COIL
772	3-703-816-08	SCREW (M1.4X1.4), SPECIAL HEAD (for adjustment) (Note)

5-1-9. LS/MECHANICAL CHASSIS BLOCK ASSEMBLY-2

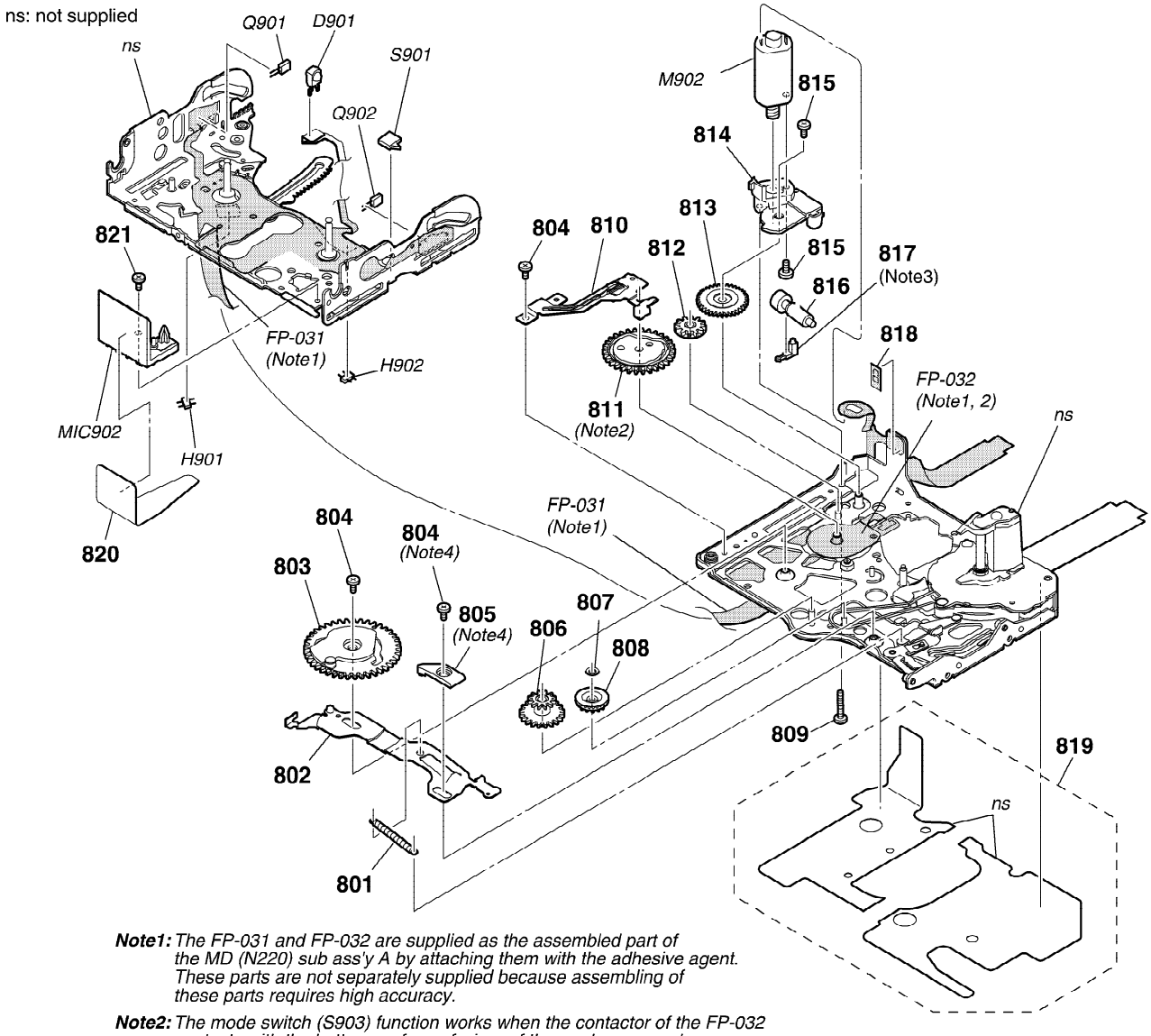

Note1: *The FP-031 and FP-032 are supplied as the assembled part of the MD (N220) sub ass'y A by attaching them with the adhesive agent. These parts are not separately supplied because assembling of these parts requires high accuracy.*

Note2: *The mode switch (S903) function works when the contactor of the FP-032 contacts with the bottom surface of wiper of the mode gear ass'y.*

Note3: *When replacing the motor holder or the motor holder base, be sure to replace them together as a pair.*

Note4: *Some sets do not have this screw or the EJ lever retainer. For the sets that have them, follow the installation procedure (3-30-2. Attachment procedure (page 40) of DV mechanical adjustment manual IX) for installation.*

Ref. No.	Part No.	Description
801	2-342-624-01	SPRING (PINCH LIMITTER), EXTEN
802	X-2024-463-2	SLIDER ASSY, MODE
803	X-2024-462-3	GEAR ASSY, CAM
804	3-075-097-11	SCREW (M1.4X1.4), SPECIAL HEAD (Note 4)
805	2-342-625-01	RETAINER, LEVER EJ (Note 4)
806	2-342-621-01	GEAR, RELAY
807	3-315-414-31	WASHER
808	2-342-620-01	GEAR, CONVERSION
809	3-084-377-01	HEAD (SCREW M1.2)
810	X-2024-460-1	BASE ASSY, CAM
811	X-2024-461-1	GEAR ASSY, MODE (Note 2)
812	2-342-615-01	GEAR, NO.2
813	2-342-691-01	GEAR, NO.1
814	2-637-945-01	HOLDER, MOTOR
815	3-895-822-71	SCREW (M1.2X2), SPECIAL, 0
816	2-342-689-01	WORM SHAFT (2J)
817	2-637-947-01	BASE, MOTOR HOLDER (Note 3)

Ref. No.	Part No.	Description
818	1-677-049-11	FP-228 FLEXIBLE BOARD (DEW SENSOR)
819	2-342-686-01	COVER, CAPSTAN
820	2-541-984-01	MIC COVER
821	3-703-816-13	SCREW (M1.4X2.0), SPECIAL HEAD
D901	6-500-652-01	DIODE GL453SE0000F (TAPE LED)
H901	8-719-067-74	ELEMENT, HOLE HW-105A-CDE-T (S REEL SENSOR)
H902	8-719-067-74	ELEMENT, HOLE HW-105A-CDE-T (T REEL SENSOR)
M902	X-2024-464-1	MOTOR ASSY (LOADING MOTOR)
MIC902	1-818-576-11	PIN, CONNECTOR (WITH DETECTION) (4 PIN CONNECTOR)
Q901	6-550-672-01	TRANSISTOR PT4850FJE00F (TAPE END SENSOR)
Q902	6-550-672-01	TRANSISTOR PT4850FJE00F (TAPE TOP SENSOR)
S901	1-786-448-22	SWITCH, PUSH (1 KEY) (CC DOWN)

5-2. ELECTRICAL PARTS LIST

Ref. No.	Part No.	Description			
	A-1438-781-A	AV-125 BOARD, COMPLETE **********			
		< CONNECTOR >			
CN401	1-779-330-51	CONNECTOR, FFC/FPC 12P			
CN402	1-815-794-13	CONNECTOR (MULTIPLE) (A/V R)			
		< FERRITE BEAD >			
FB401	1-500-238-11	BEAD, FERRITE (CHIP) (1608)			
FB402	1-500-238-11	BEAD, FERRITE (CHIP) (1608)			
	A-1438-759-A	CD-735 BOARD, COMPLETE **********			
(IC7101 is not included in CD-735 complete board.)					
		< CAPACITOR >			
C7101	1-124-779-00	ELECT CHIP	10uF	20%	16V
C7103	1-100-567-81	CERAMIC CHIP	0.01uF	10%	25V
C7104	1-124-779-00	ELECT CHIP	10uF	20%	16V
C7105	1-164-850-11	CERAMIC CHIP	10PF	0.5PF	50V
		< CONNECTOR >			
* CN7101	1-818-045-51	CONNECTOR, FFC/FPC 14P			
		< IC >			
IC7101	8-753-244-70	IC ICX610NKF-13 (CCD IMAGER) (HC52/HC54)			
IC7101	8-753-244-71	IC ICX611NKF-13 (CCD IMAGER) (HC51E/HC52E/HC53E/HC54E)			
		< COIL >			
L7101	1-400-588-11	INDUCTOR	10uH		
		< TRANSISTOR >			
* Q7101	6-551-873-01	TRANSISTOR	2SC3931G0LS0		
		< RESISTOR >			
R7101	1-218-959-11	RES-CHIP	3.3K	5%	1/16W
	A-1438-782-A	CF-111 BOARD, COMPLETE **********			
(BT901 (LITHIUM STORAGE BATTERY) and SP901 (SPEAKER) are not included in CF-111 complete board.)					
		< SPEAKER >			
SP901	1-825-260-51	LOUD SPEAKER (1.6CM)			
		< BATTERY HOLDER >			
⚠BH801	1-756-615-41	HOLDER, BATTERY (Note 2)			
		< BATTERY >			
⚠BT901	1-756-134-12	BATTERY, STORAGE, LITHIUM (Note 2)			

• Refer to page 5-1 for mark ⚠.

Ref. No.	Part No.	Description			
		< CONNECTOR >			
CN801	1-794-057-11	PIN, CONNECTOR (PC BOARD) 2P			
* CN802	1-766-646-51	CONNECTOR, FFC/FPC 10P			
		< DIODE >			
* D801	6-501-573-01	DIODE CL-271TLY-C-TS (CHG)			
		< RESISTOR >			
R801	1-218-955-11	RES-CHIP	1.5K	5%	1/16W
R802	1-218-957-11	RES-CHIP	2.2K	5%	1/16W
		< SWITCH >			
S801	1-786-157-31	TACTILE SWITCH (RESET)			
S802	1-786-157-31	TACTILE SWITCH (DISP/BATT INFO)			
S803	1-786-157-31	TACTILE SWITCH (EASY)			
* S804	1-786-545-41	SWITCH, PUSH LEVER (S) (PANEL OPEN/CLOSE)			
S805	1-786-157-31	TACTILE SWITCH (BACKLIGHT)			
	(Not supplied)	FP-031 FLEXIBLE BOARD **********			
(This flexible board is included in MD (N220) sub assy (S) A (A-1437-006-A).)					
		< DIODE >			
D901	6-500-652-01	DIODE GL453SE0000F (TAPE LED)			
		< HOLE ELEMENT >			
H901	8-719-067-74	ELEMENT, HOLE HW-105A-CDE-T (S REEL SENSOR)			
H902	8-719-067-74	ELEMENT, HOLE HW-105A-CDE-T (T REEL SENSOR)			
		< CONNECTOR >			
MIC902	1-818-576-11	PIN, CONNECTOR (WITH DETECTION) (4 PIN CONNECTOR)			
		< TRANSISTOR >			
Q901	6-550-672-01	TRANSISTOR PT4850FJE00F (TAPE END SENSOR)			
Q902	6-550-672-01	TRANSISTOR PT4850FJE00F (TAPE TOP SENSOR)			
		< SWITCH >			
S901	1-786-448-22	SWITCH, PUSH (1 KEY) (CC DOWN)			
	(Not supplied)	FP-032 FLEXIBLE BOARD **********			
(This flexible board with S903 is included in MD (N220) sub assy A (A-1437-006-A).)					

CAUTION
Danger of explosion if battery is incorrectly replaced.
Replace only with the same or equivalent type.

Note 1: Be sure to read "Precautions for Replacement of Imager" on page 4-2 when changing the imager.

Note 2: Replace the battery holder (BH801) together when replacing the lithium storage battery (BT901) on the CF-111 board. (The battery holder removed once cannot be used again.)
When mounting these parts, mount new battery holder first and attach new lithium storage battery next.

Ref. No.	Part No.	Description
	1-677-049-11	FP-228 FLEXIBLE BOARD (DEW SENSOR)
		**********
(This flexible board is included in MD (N220) sub assy (S) A (A-1437-006-A).)		
	A-1153-842-A	FP-386 FLEXIBLE BOARD, COMPLETE
		**********
		< SWITCH >
S101	1-786-180-31	SWITCH, PUSH (1KEY) (PANEL REVERSE)
	1-871-484-21	FP-625 FLEXIBLE BOARD
		**********
(There isn't mounted electrical parts in FP-625 flexible board.)		
*	1-871-485-11	FP-626 FLEXIBLE BOARD
		**********
(BH001 and J001 are not included in FP-626 flexible board.)		
		< BATTERY TERMINAL BOARD >
⚠BH001	1-780-064-21	BATTERY TERMINAL BOARD
		< JACK >
⚠J001	1-815-792-11	CONNECTOR, DC-IN (7.2V) (DC IN)
	A-1438-778-A	JK-367 BOARD, COMPLETE (HC51E/HC52/HC52E)
	A-1438-779-A	JK-367 BOARD, COMPLETE (HC53E/HC54/HC54E)
		**********
		< CONNECTOR >
* CN101	1-818-043-51	CONNECTOR, FFC/FPC 10P
* CN103	1-794-276-21	CONNECTOR, SQUARE TYPE 4P (DV)
CN104	1-819-436-11	CONNECTOR (SQUARE TYPE) (USB) 5P (USB) (HC53E/HC54/HC54E)
		< DIODE >
D101	8-719-069-29	DIODE RB520S-30TE61 (HC53E/HC54/HC54E)
		< COMPOSITION CIRCUIT BLOCK >
RB101	1-234-378-11	RES, NETWORK 10K (1005X4) (HC53E/HC54/HC54E)
	A-1438-780-A	LB-137 BOARD, COMPLETE
		**********
(LCD902 is not included in LB-137 complete board.)		
		< LIQUID CRYSTAL DISPLAY >
LCD902	8-753-245-09	LCX059CKK-1
		< CAPACITOR >
C301	1-125-777-11	CERAMIC CHIP 0.1uF 10% 10V
C302	1-165-908-11	CERAMIC CHIP 1uF 10% 10V

Ref. No.	Part No.	Description
		< CONNECTOR >
* CN301	1-779-334-51	CONNECTOR, FFC/FPC 20P
* CN302	1-817-560-71	CONNECTOR, FPC (ZIP) 21P
		< DIODE >
* D301	6-501-955-01	DIODE MAZS056G08S0
* D302	6-501-591-01	DIODE NESW007AT-T099 (BACKLIGHT)
		< RESISTOR >
R304	1-218-989-11	RES-CHIP 1M 5% 1/16W
	A-1438-760-A	PD-358 BOARD, COMPLETE
		**********
(LCD901 is not included in PD-358 complete board.)		
		< LIQUID CRYSTAL DISPLAY >
LCD901	A-1149-654-A	TP BLOCK ASSY (25STMG06)
		< CAPACITOR >
C6402	1-100-581-81	CERAMIC CHIP 0.0047uF 10% 50V
C6403	1-100-581-81	CERAMIC CHIP 0.0047uF 10% 50V
C6405	1-165-908-11	CERAMIC CHIP 1uF 10% 10V
C6406	1-125-777-11	CERAMIC CHIP 0.1uF 10% 10V
		< CONNECTOR >
* CN6401	1-818-072-51	CONNECTOR, FFC/FPC (ZIF) 30P
* CN6402	1-818-069-51	CONNECTOR, FFC/FPC (ZIF) 6P
* CN6403	1-573-915-51	CONNECTOR, FFC/FPC (ZIF) 6P
* CN6404	1-573-915-51	CONNECTOR, FFC/FPC (ZIF) 6P
CN6405	1-818-071-51	CONNECTOR, FFC/FPC (ZIF) 24P
		< DIODE >
* D6402	6-501-955-01	DIODE MAZS056G08S0
* D6403	6-501-476-01	DIODE NSSW008CT-T071 (BACKLIGHT)
* D6404	6-501-476-01	DIODE NSSW008CT-T071 (BACKLIGHT)
* D6405	6-501-476-01	DIODE NSSW008CT-T071 (BACKLIGHT)
		< TRANSISTOR >
Q6401	8-729-427-67	TRANSISTOR XP421F-TXE
Q6402	8-729-427-37	TRANSISTOR XP411F-TXE
		< RESISTOR >
R6402	1-218-955-11	RES-CHIP 1.5K 5% 1/16W
R6403	1-218-957-11	RES-CHIP 2.2K 5% 1/16W
R6404	1-218-959-11	RES-CHIP 3.3K 5% 1/16W
R6407	1-218-989-11	RES-CHIP 1M 5% 1/16W
		< VARISTOR >
* VD6401	1-802-279-11	VARISTOR (SMD)
* VD6402	1-802-279-11	VARISTOR (SMD)
* VD6403	1-802-279-11	VARISTOR (SMD)
* VD6404	1-802-279-11	VARISTOR (SMD)

Electrical parts list of the VC-537 board is not shown.
Pages 5-13 to 5-17 are not shown.

• Refer to page 5-1 for mark ⚠.

Checking supplied accessories.

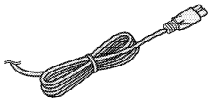

Power Cord
⚠ 1-555-074-91 (AUS)
⚠ 1-783-952-61 (AR)
⚠ 1-790-107-61 (US, CND)
⚠ 1-824-910-71
(AEP, NE, EE, MX,
E:NTSC (Latin America), E:PAL)
⚠ 1-827-269-12 (UK)
⚠ 1-832-121-31 (CH)
⚠ 1-833-892-21 (KR)
⚠ 1-834-852-11
(E:NTSC (EXCEPT Latin America))

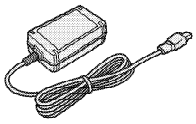

AC Adaptor
(AC-L200/L200B)
* Compatible in
L200 and L200B.
⚠ 1-479-285-21 (EXCEPT BR)

Operating Guide
(DCR-HC52/HC54)
3-278-983-11 (ENGLISH) (US, CND, E:NTSC)
3-278-983-21 (FRENCH) (CND)
3-278-983-31 (SPANISH) (MX, AR, E:NTSC)
3-278-983-51 (TRADITIONAL CHINESE) (E:NTSC)
3-278-983-61 (KOREAN) (KR)

Conversion (2P) Adaptor
⚠ 1-569-008-12
(MX, E:NTSC (Latin America))

Conversion (2P) Adaptor
⚠ 1-569-007-12
(E: NTSC (Except Latin America))

Operating Guide
(DCR-HC51E/HC52E/HC53E/HC54E)
3-278-984-11 (ENGLISH) (AEP, UK, AUS, E:PAL)
3-278-984-21 (FRENCH) (AEP)
3-278-984-31 (GERMAN) (AEP)
3-278-984-41 (DUTCH) (AEP)
3-278-984-51 (SPANISH) (AEP)
3-278-984-61 (PORTUGUESE) (AEP)
3-278-984-71 (ITALIAN) (AEP)
3-278-984-81 (GREEK) (AEP)
3-278-984-91 (RUSSIAN) (NE)
3-286-461-11 (SWEDISH) (NE)
3-286-461-21 (DANISH) (NE)
3-286-461-31 (FINNISH) (NE)
3-286-461-41 (UKRAINIAN) (NE)
3-286-461-51 (POLISH) (EE)
3-286-461-61 (CZECH) (EE)
3-286-461-71 (HUNGARIAN) (EE)
3-286-461-81 (SLOVAK) (EE)
3-286-461-91 (TURKISH) (EE)
3-286-462-11 (SIMPLIFIED CHINESE) (CH, E:PAL)
3-286-462-51 (ARABIC) (E:PAL)
3-286-462-61 (PERSIAN) (E:PAL)

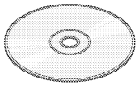

CD-ROM
"Handycam Application Software"
3-287-515-01 (HC53E/HC54/HC54E)

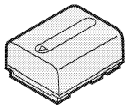

Rechargeable Battery Pack
(NP-FH30)
⚠ A-1201-654-A (US, CND)
⚠ A-1201-655-A
(EXCEPT US, CND, CH, BR)
⚠ A-1201-656-A (CH)

A/V Connecting Cable
1-823-156-51 (EXCEPT BR)

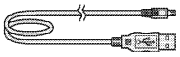

USB Cable
1-829-868-31 (HC53E/HC54/HC54E)

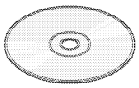

DVD-ROM
"ENJOY HANDYCAM"
3-282-264-01 (KR)
ENGLISH/KOREA/JAPANESE
3-282-264-11 (US, CND, MX, AR, E)
ENGLISH/FRENCH/SPANISH/PORTUGUESE
3-282-264-21 (UK, NE, EE)
ENGLISH/RUSSIAN/GERMAN/TURKISH
3-282-264-31 (AEP)
ENGLISH / SPANISH / PORTUGUESE / ITALIAN
3-282-264-41 (AEP)
ENGLISH / FRENCH / GERMAN / DUTCH
3-282-264-61 (AUS, CH, E)
ENGLISH / FRENCH / SIMPLIFIED CHINESE / TRADITIONAL CHINESE
3-282-264-71 (E)
ENGLISH / TRADITIONAL CHINESE / SPANISH / PORTUGUESE

• Refer to page 5-1 for mark ⚠.

HARDWARE LIST (1/6)

#1: M1.7 X 2.5
(Black)
2-635-562-11

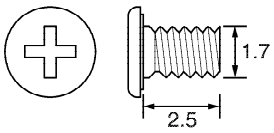

#2: M1.7 X 4.0
(Black)
2-635-562-31

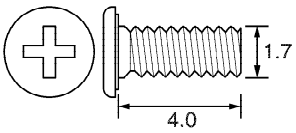

#3: M1.7 X 2.5
(Red)
2-660-401-01

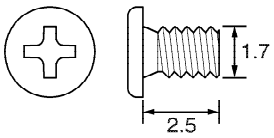

#4: M1.4 X 2.5 (Tapping)
(Dark Silver)
3-348-998-81

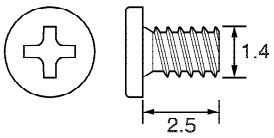

#5: M1.7 X 3.5 (Tapping)
(Black)
3-080-204-01

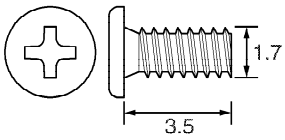

#6: M1.4 X 1.7
(Silver)
2-598-474-01

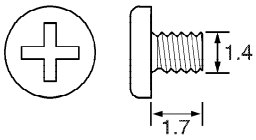

#7: M1.7 X 1.6
(Black)
7-627-552-18

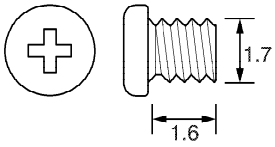

#8: M1.7 X 3.5 (Tapping)
(Silver)
3-078-890-01

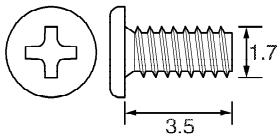

#9: M1.7 X 5.0 (Tapping)
(Silver)
3-078-890-21

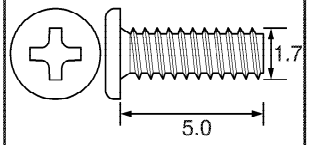

#10: M1.7 X 4.0
(Silver)
2-599-475-31

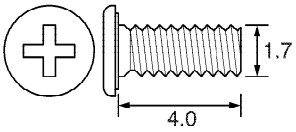

#11: M1.7 X 4.0 (Tapping)
(Silver)
3-078-890-11

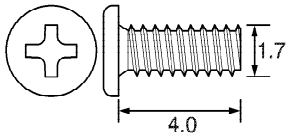

#12: M1.7 X 5.0 (Tapping)
(Black)
3-080-204-21

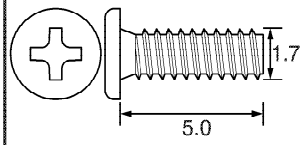

#13: M1.7 X 2.5 (Tapping)
(Silver)
3-085-397-01

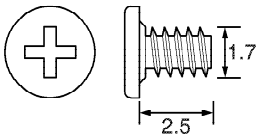

#14: M1.7 X 2.5
(Silver)
2-599-475-11

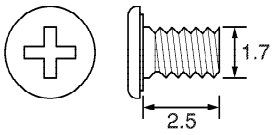

#15: M1.4 X 1.5
(Silver)
3-062-214-01

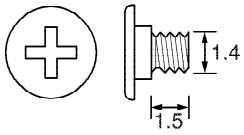

#16: M1.4 X 2.5
(Silver)
2-586-337-01

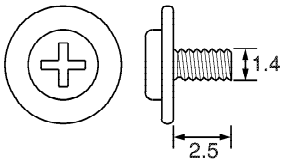

#17: M1.7 X 1.5
(Silver)
2-586-389-01

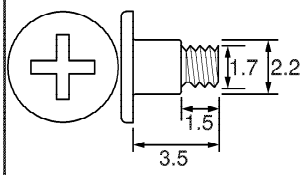

#18: M1.4 X 2.5
(Silver)
2-635-591-21

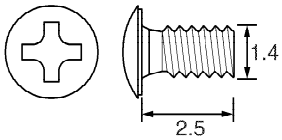

#19: M1.2 X 4.0 (Tapping)
(Red)
3-086-156-21

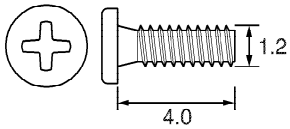

#20: M1.4 X 3.0
(Silver)
2-635-591-31

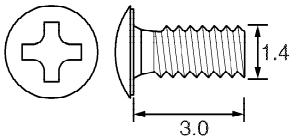

HARDWARE LIST (2/6)

#21: M1.4 X 3.0
(Black)
2-662-396-21

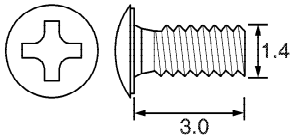

#22: M1.7 X 5.0 (Tapping)
(Silver)
3-083-261-01

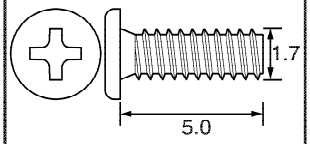

#23: M1.7 X 4.0 (Tapping)
(Black)
3-080-204-11

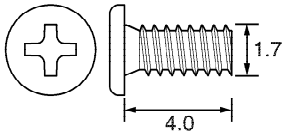

#24: B1.7 X 5.5 (Tapping)
(Black)
4-679-805-11

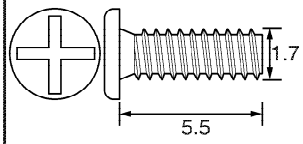

#25: M1.7 X 3.0
(Black)
2-635-562-21

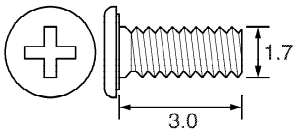

#26: M1.4 X 2.0
(Silver)
2-635-591-11

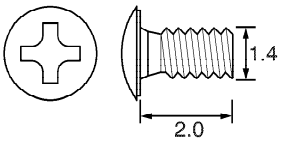

#27: M1.4 X 2.0
(Black)
2-662-396-11

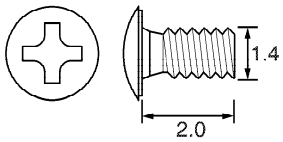

#28: M1.4 X 4.0 (Tapping)
(Silver)
3-348-998-61

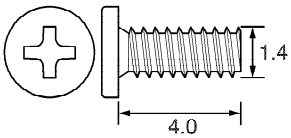

#29: M1.4 X 2.5
(Black)
2-662-396-01

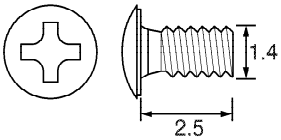

#30: M1.2 X 4.0 (Tapping)
(White)
3-086-156-11

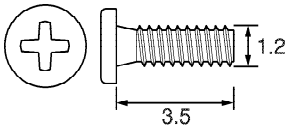

#31: M3.0 X 4.0
(Silver)
2-102-434-01

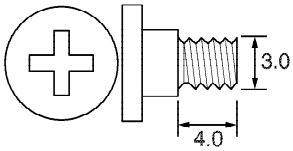

#32: M2.0 X 4.5 (Tapping)
(Silver)
2-102-498-01

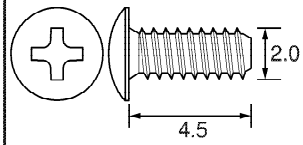

#33: M3.0 X 6.0
(Silver)
3-077-331-21

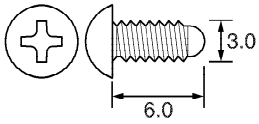

#34: M3.0 X 8.0
(Black)
3-077-331-41

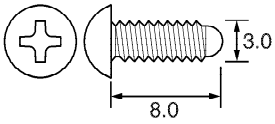

#35: M4.0 X 6.0 (Tapping)
(Silver)
3-975-291-02

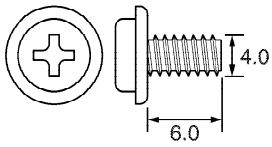

#36: M3.0 X 6.0
(Silver)
4-886-821-11

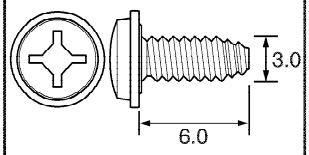

#37: M2.0 X 6.0 (Tapping)
(Black)
3-080-206-31

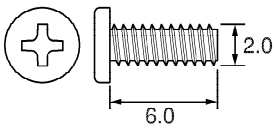

#38: M3.0 X 20.0 (Tapping)
(Silver)
7-685-651-79

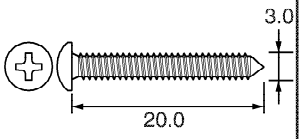

#39: M2.6 X 5.0 (Tapping)
(Black)
7-685-791-09

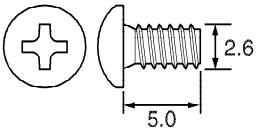

#40: M2.0 X 4.0 (Tapping)
(Silver)
7-685-851-04

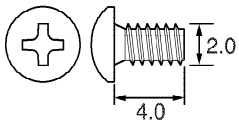

HARDWARE LIST (3/6)

#41: M3.0 X 8.0 (Tapping)
(Silver)
3-065-748-01

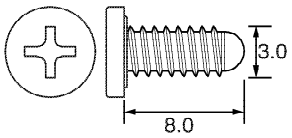

#42: M2.0 X 4.0 (Tapping)
(Silver)
7-628-253-00

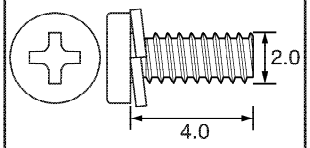

#43: M1.7 X 4.0
(Red)
2-660-401-31

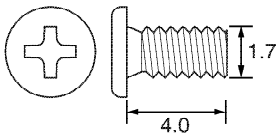

#44: M1.7 X 3.0 (Tapping)
(Silver)
3-078-890-61

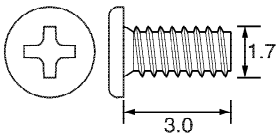

#45: M1.4 X 2.5
(Silver)
2-587-151-01

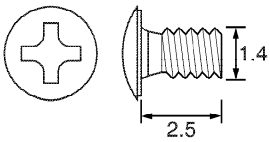

#46: M1.7 X 3.0
(Red)
2-660-401-11

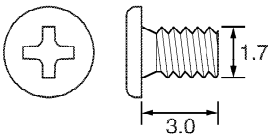

#47: M1.4 X 3.0 (Tapping)
(Silver)
2-665-774-01

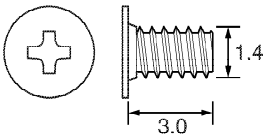

#48: M1.7 X 2.5
(Silver)
3-973-497-91

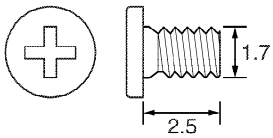

#49: M2.0 X 4.0
(Black)
2-630-005-31

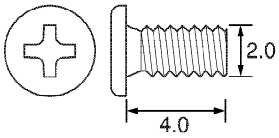

#50: M2.0 X 3.0
(Red)
2-891-494-11

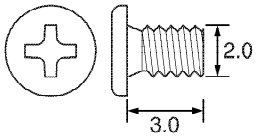

#51: M2.0 X 2.5
(Silver)
3-073-686-01

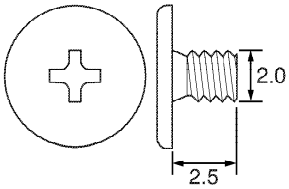

#52: M2.0 X 4.0 (Tapping)
(Black)
3-080-206-11

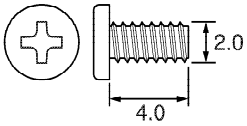

#53: M2.0 X 5.0 (Tapping)
(Black)
3-080-206-21

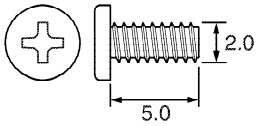

#54: M1.75 X 6.0 (Tapping)
(Black)
3-318-203-11

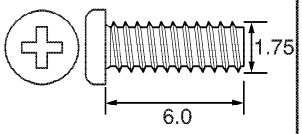

#55: M2.0 X 4.0
(Silver)
2-655-582-11

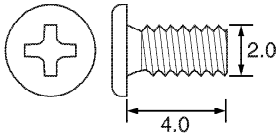

#56: M2.0 X 3.5
(Silver)
3-067-187-11

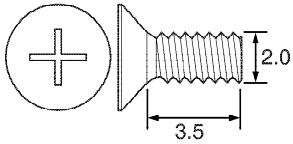

#57: M1.7 X 4.0
(Black)
7-627-852-18

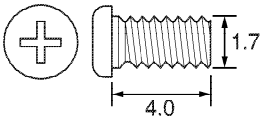

#58: M2.0 X 6.0 (Tapping)
(Silver)
3-719-408-11

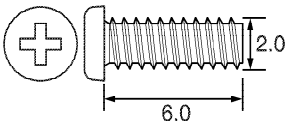

#59: M2.0 X 5.0 (Tapping)
(Silver)
3-080-205-21

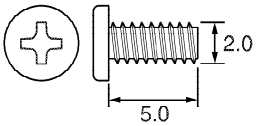

#60: M2.6 X 5.0
(Black)
3-061-062-11

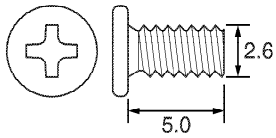

HARDWARE LIST (4/6)

#61: M3.0 X 10.0
(Black)
7-682-549-09

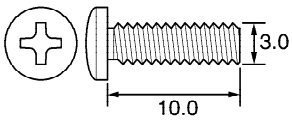

#62: M2.0 X 3.0
(Silver)
3-080-202-21

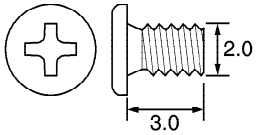

#63: M5.0 X 12.5
(Black)
3-060-811-21

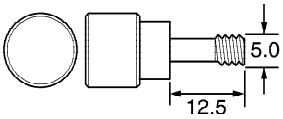

#64: M1.7 X 5.0 (Tapping)
(Silver)
2-666-551-21

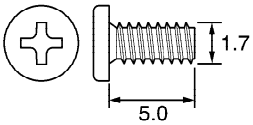

#65: M1.4 X 3.5
(Silver)
2-635-591-01

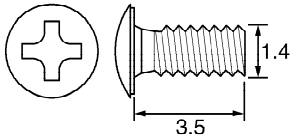

#66: M1.4 X 1.4
(Silver)
2-635-591-41

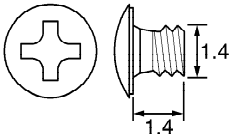

#67: M1.4 X 2.0
(Silver)
3-389-523-16

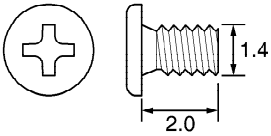

#68: M1.7 X 4.0
(Silver)
2-655-581-01

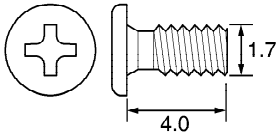

#69: M1.7 X 3.0
(Silver)
2-599-475-21

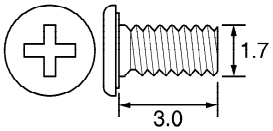

#70: M1.7 X 5.0
(Silver)
2-599-475-41

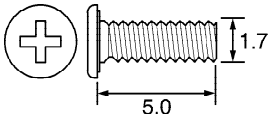

#71: M1.4 X 2.0
(Red)
3-208-537-01

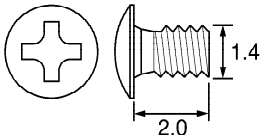

#72: M1.4 X 2.0
(Silver)
4-663-621-41

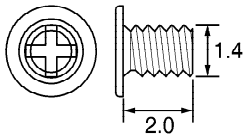

#73: M1.2 X 4.0 (Tapping)
(Black)
3-086-156-61

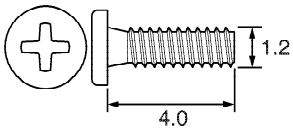

#74: M1.7 X 6.0 (Tapping)
(Silver)
2-666-551-31

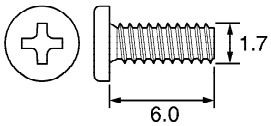

#75: M1.7 X 3.5 (Tapping)
(Silver)
2-666-551-01

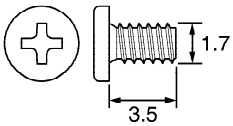

#76: M1.7 X 4.0 (Tapping)
(Silver)
2-666-551-11

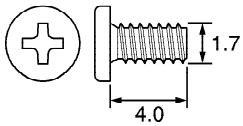

#77: M1.2 X 5.0 (Tapping)
(Silver)
3-086-156-31

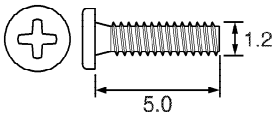

#78: M1.4 X 3.5
(Red)
3-208-537-11

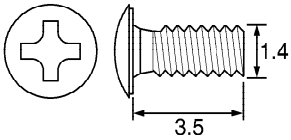

#79: M1.4X 2.0
(Silver)
2-587-151-11

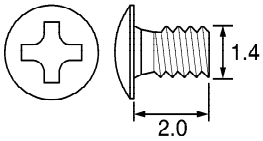

#80: M1.4X 2.0
(Black)
3-279-411-01

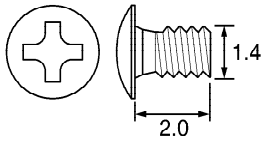

HARDWARE LIST (5/6)

#81: M1.7 X 2.5
(Silver)
2-515-756-01

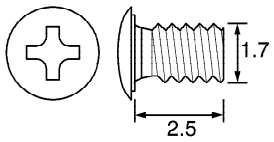

#82: M1.4 X 1.4
(Silver)
3-272-251-01

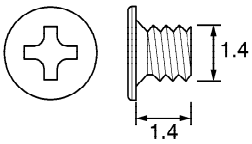

#83: M1.7 X 7.0 (Tapping)
(Black)
3-080-204-41

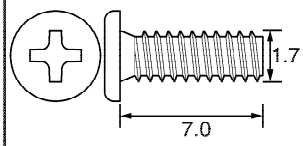

#84: M2.0 X 3.0
(Silver)
3-072-453-11

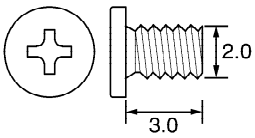

#85: M1.7 X 2.5
(Black)
2-515-483-11

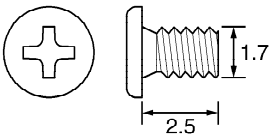

#86: M1.7 X 4.0 (Tapping)
(Silver)
2-695-434-21

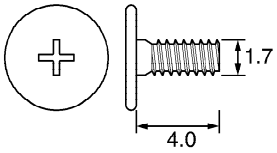

#87: M1.6 X 5.3
(Black)
2-689-328-01

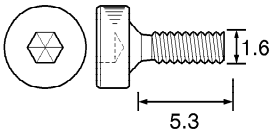

#88: M1.6 X 5.9 (Tapping)
(Silver)
2-689-015-01

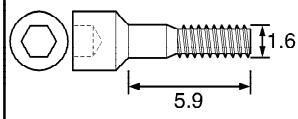

#89: M2.0 X 5.5 (Tapping)
(Silver)
2-695-575-01

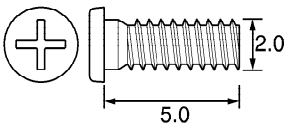

#90: M1.7 X 3.0
(Silver)
3-271-395-01

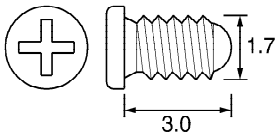

#91: M1.7 X 3.0 (Tapping)
(Silver)
2-695-434-11

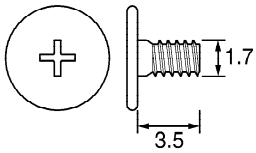

#92: M2.0 X 3.9
(Black)
3-268-954-01

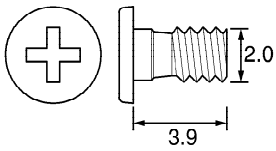

#93: M1.7 X 3.5 (Tapping)
(Silver)
3-254-082-01

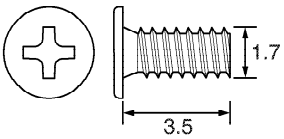

#94: M1.7 X 4.0
(Black)
2-515-483-31

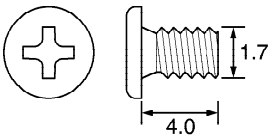

#95: M3.0 X 8.0 (Tapping)
(Black)
7-685-646-79

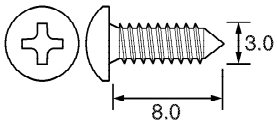

#96: M1.4 X 2.5
(Silver)
2-587-151-21

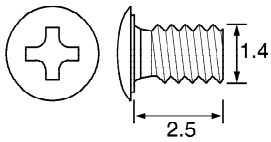

#97: M1.4 X 2.5
(Black)
2-662-396-31

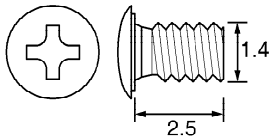

#98: M3.0 X 8.0
(Silver)
3-077-331-01

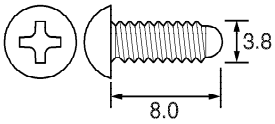

#99: M2.5 X 6.0 (Tapping)
(Silver)
3-776-750-02

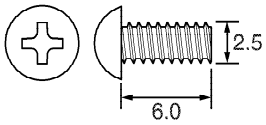

#100: M2.0 X 6.0
(Black)
3-080-203-51

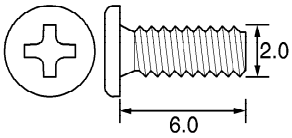

HARDWARE LIST (6/6)

#101: M2.0 X 5.0
(Silver)
7-621-555-39

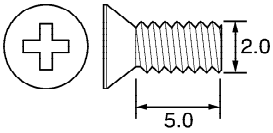

#102: M2.6 X 8.0
(Black)
7-621-284-30

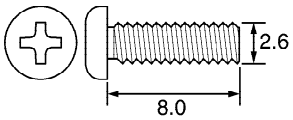

#103: M2.6 X 10.0
(Silver)
7-685-794-09

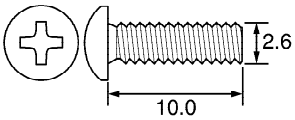

#104: M3.0 X 8.0
(Black)
7-682-548-09

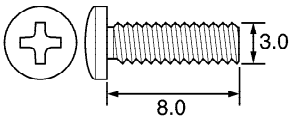

#105: M2.0 X 4.0
(Red)
2-891-494-31

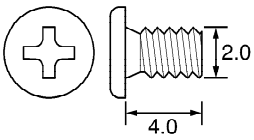

#106: M2.0 X 6.0
(Black)
3-713-786-11

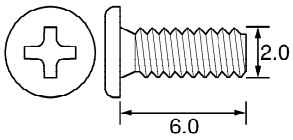

#107: M2.0 X 5.0
(Silver)
3-032-750-01

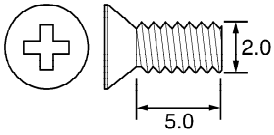

#108: M1.7 X 3.0 (Tapping)
(Black)
2-695-430-01

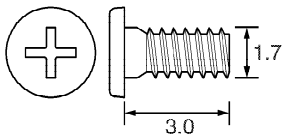

#109: M1.7 X 3.0
(Black)
2-515-483-21

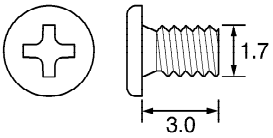

#110: M2.0 X 3.0
(Black)
2-630-005-21

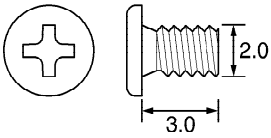

#111: M1.7 X 4.0 (Tapping)
(Black)
2-887-124-01

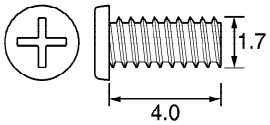

#112: M1.4 X 5.0
(Black)
2-178-410-11

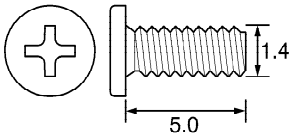

#113: M1.7 X 5.0
(Black)
2-635-562-41

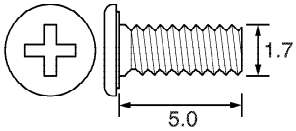

#114: M2.0 X 5.5 (Tapping)
(Silver)
2-698-464-01

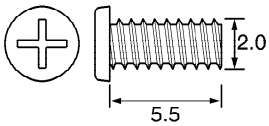

#115: M1.4 X 3.5 (Tapping)
(Silver)
3-348-998-51

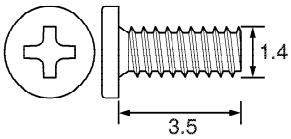

#116: M2.0 X 3.5 (Tapping)
(Silver)
2-695-435-01

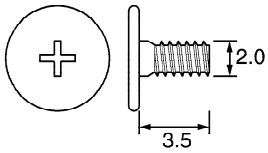

#117: M1.7 X 4.5 (Tapping)
(Silver)
2-695-429-31

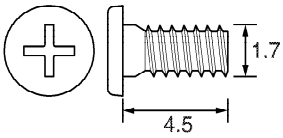

#118: M1.4 X 2.0
(Black)
2-655-580-01

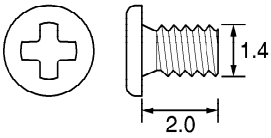

Revision History

Ver.	Date	History	Contents	S.M. Rev. issued
1.0	2007.12	Official Release	—	—