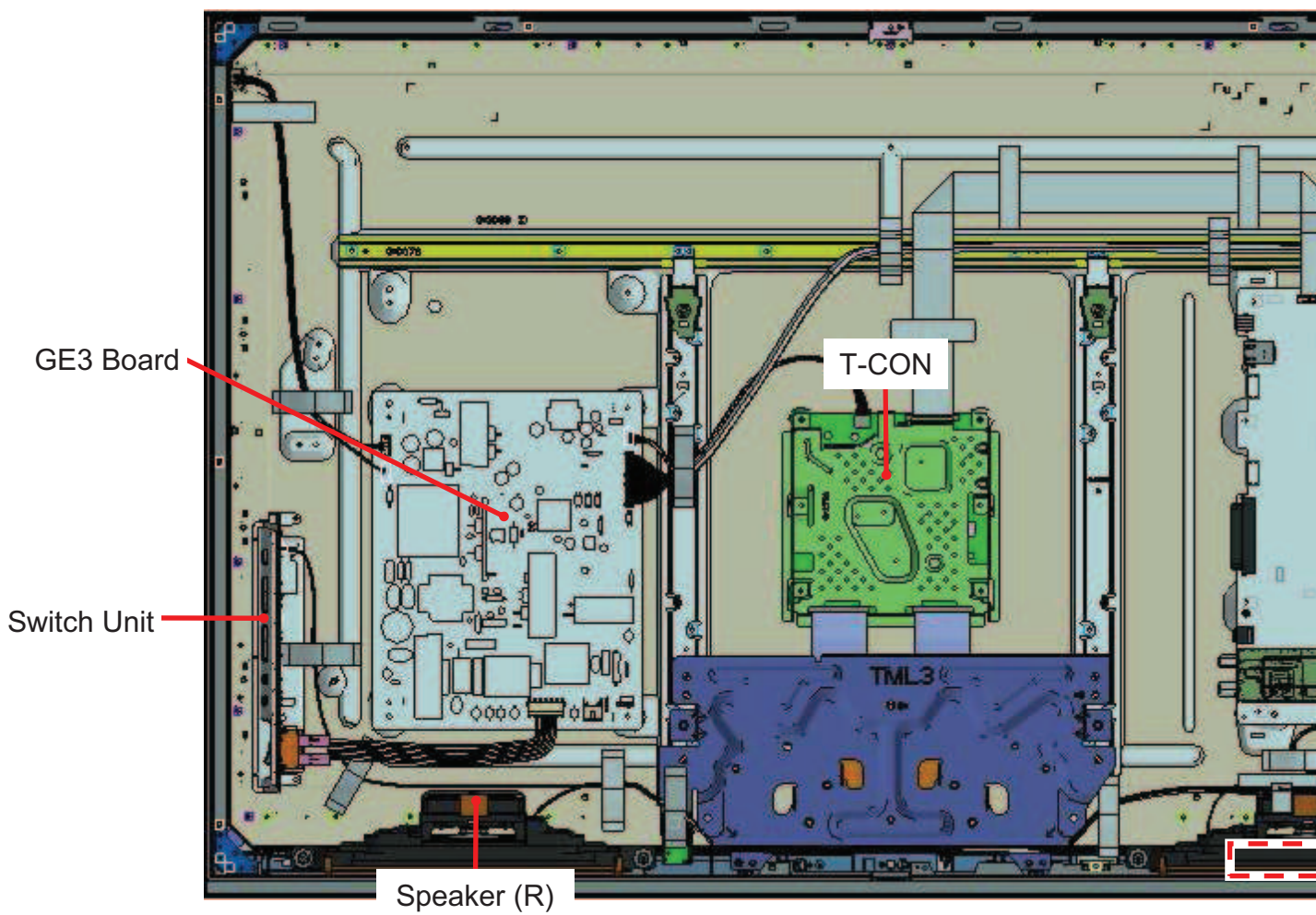
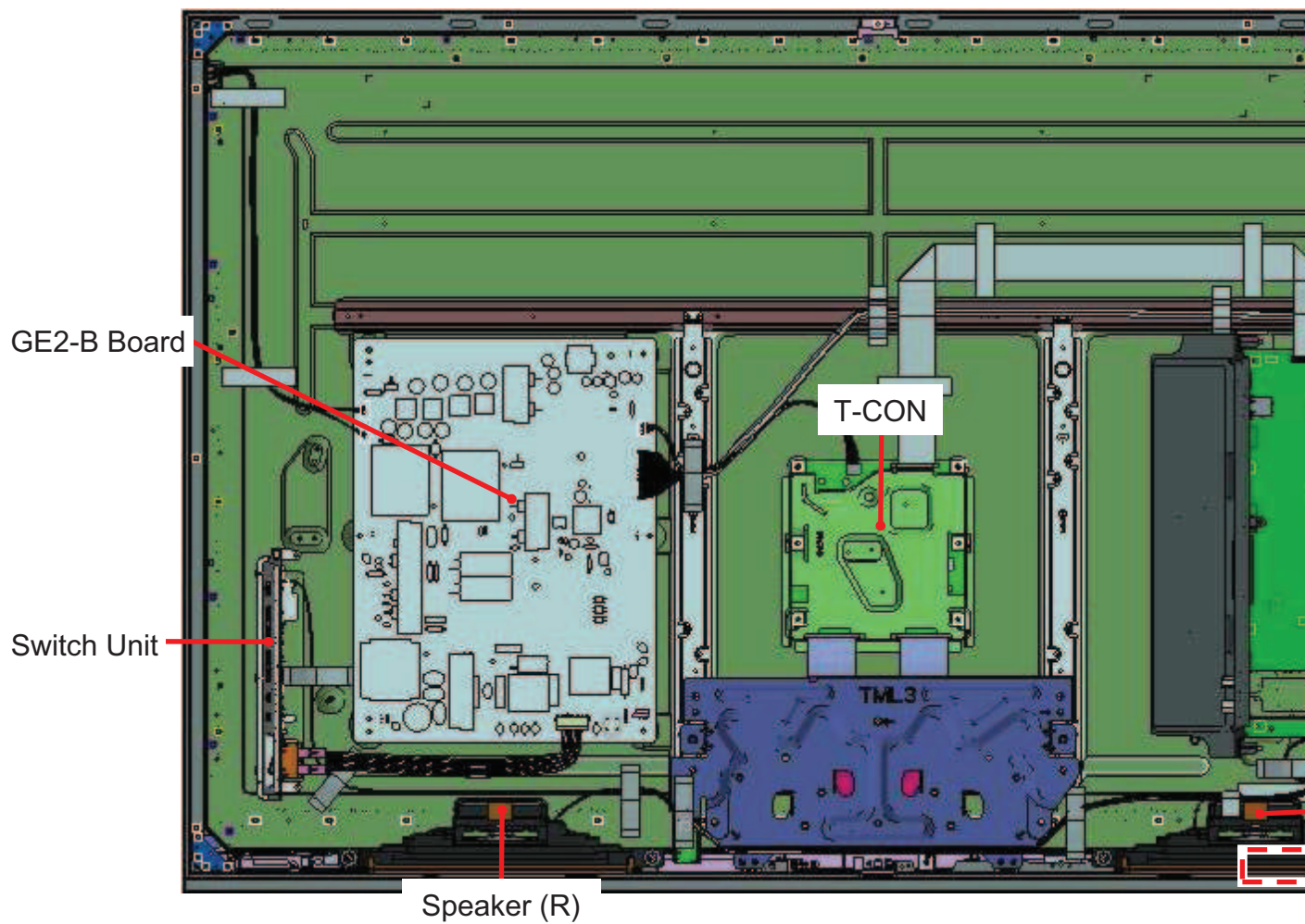


4-2. CIRCUIT BOARDS LOCATION

(1) KDL-40NX700 Series





(2) KDL-46NX700 Series



SEC 5. EXPLODED VIEWS

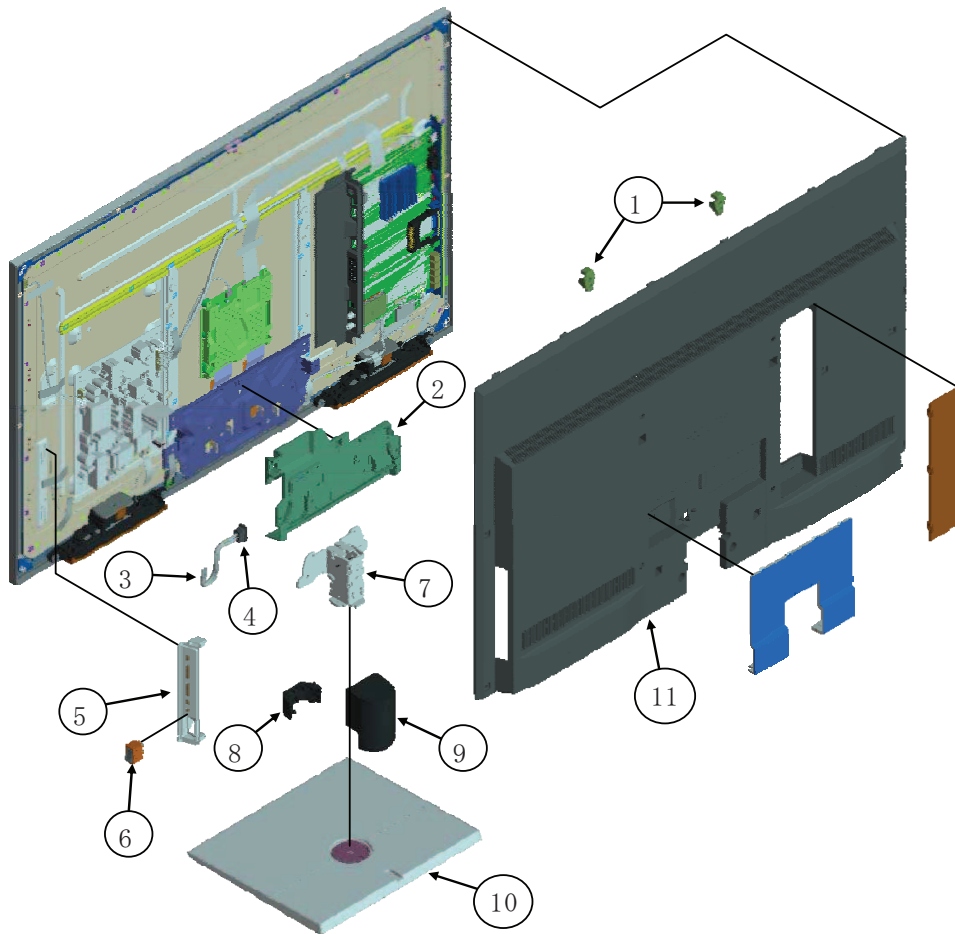
- Items with no part number and no description are not stocked because they are seldom required for routine service.
- The construction parts of an assembled part are indicated with a collation number in the remark column.
- Items marked " * " are not stocked since they are seldom required for routine service. Some delay should be allowed for their procurement.

The components identified by shading and mark  are critical for safety. Replace only with part number specified.

The components identified by mark  contain confidential information. Strictly follow the instructions whenever the components are repaired and/or replaced.

5-1. KDL-40NX700 SERIES

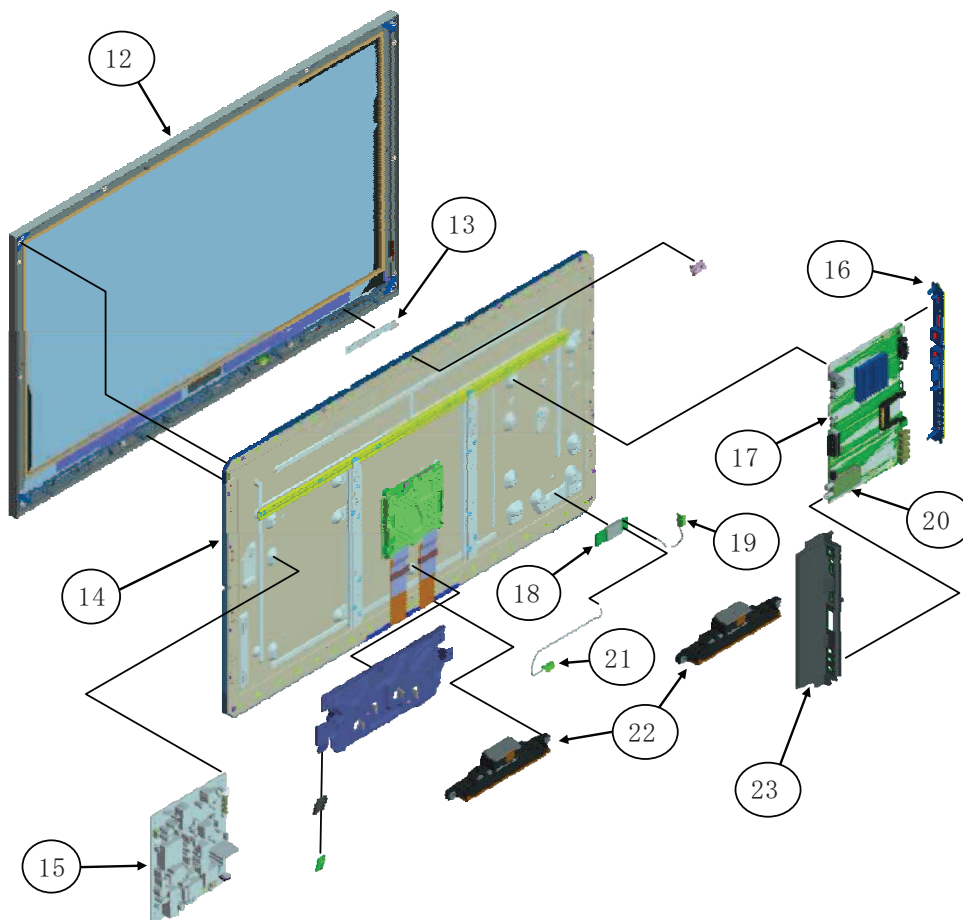
5-1-1. CHASSIS-1



REF. No.	PART No.	DESCR
1	4-167-326-01	BRACK
2	4-165-762-21	COVER
3	△ 1-837-642-11	POWE
	△ 1-837-646-11	POWE
4	△ 1-842-031-11	AC INL
5	1-487-806-11	SWITC
6	1-798-309-11	POWE
7	4-170-445-01	NECK
8	4-170-474-11	COVER
9	4-170-481-11	COVER
10	X-2546-749-1	BASE
	X-2546-762-1	BASE
11	X-2546-729-1	REAR

5-1. KDL-40NX700 SERIES

5-1-2. CHASSIS-2

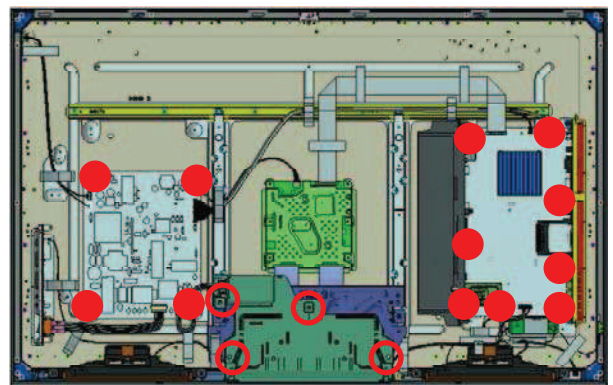
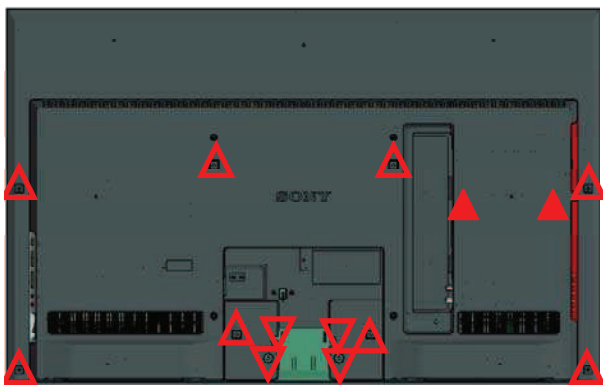


REF. No.	PART No.	DESCRIPTION
12	A-1774-835-A	GLASS A
	A-1774-836-A	GLASS B
13	A-1744-406-A	HLR MO
	A-1769-977-A	HLR MO
14	△ 1-811-145-11	LCD PAN
15	△ A-1754-373-A	STATIC C
16	X-2547-019-1	BRACKET
17	A-1766-469-A	BEHS B
	A-1770-313-A	BEHS B
	A-1769-011-A	BEHS B
18	1-487-819-11	CARD, V
19	1-754-692-11	ANTENNA
20	8-597-720-00	UNIVERS
	8-597-734-00	UNIVERS
	8-597-718-00	UNIVERS
21	1-754-692-21	ANTENNA
22	1-858-379-11	LOUDSPK
23	4-164-306-01	BRACKET
	4-164-306-11	BRACKET

5-1. KDL-40NX700 SERIES

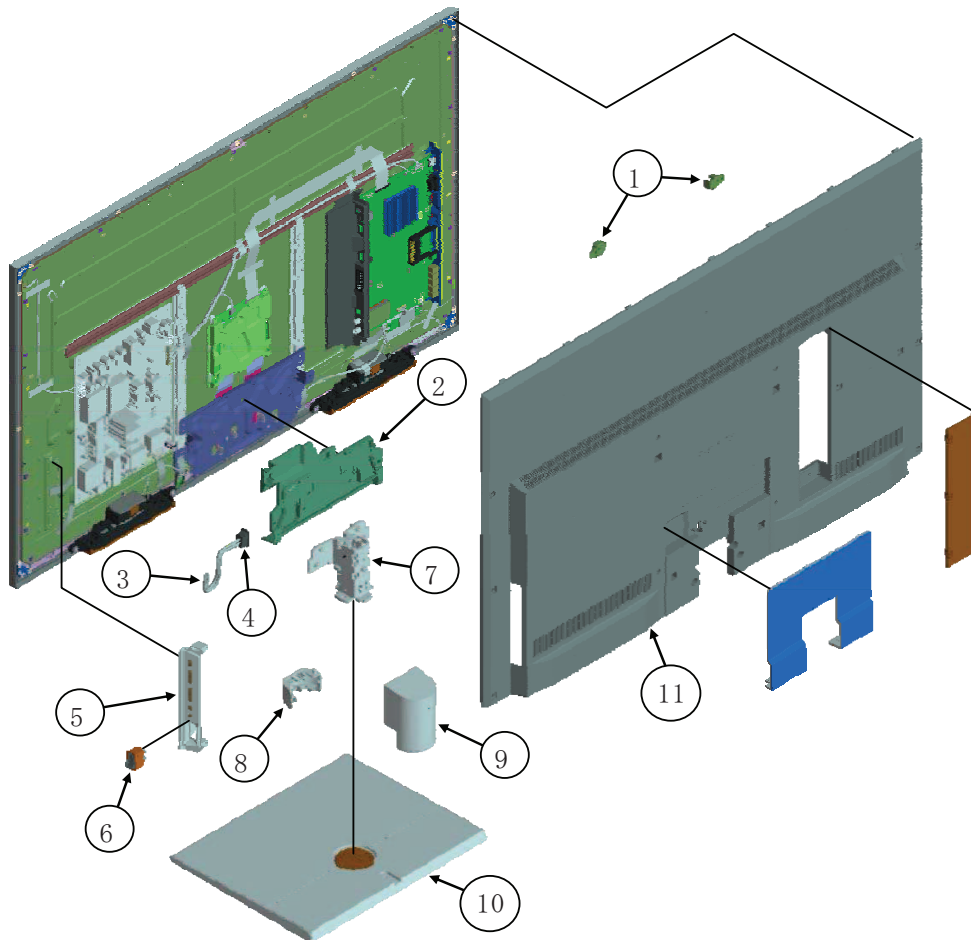
5-1-3. SCREWS

	PART No.	DESCRIPTION
▽	2-580-608-01	SCREW, +PSW M5X16
●	2-580-592-01	SCREW, +PSW M3X8
○	4-159-298-01	SCREW, +PSW M4X10
◇ *	2-345-219-11	+B IB 3X- CM3
▲	2-580-639-01	SCREW, +BVTP 4X12 TYPE2 IT-3
△	2-580-603-01	SCREW, +PSW M4X16



5-2. KDL-46NX700 SERIES

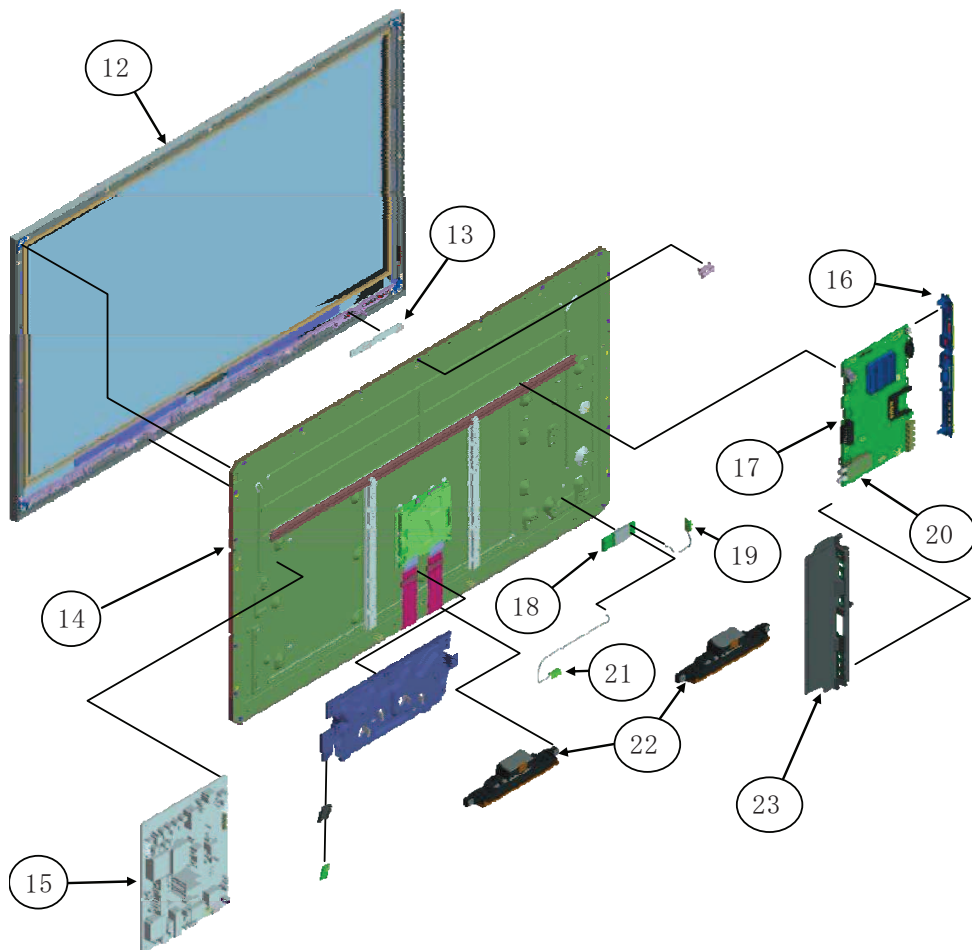
5-2-1. CHASSIS-1



REF. No.	PART No.	DESC
1	4-167-326-01	BRAC
2	4-165-762-21	COVE
3	⚠ 1-837-642-11	POW
	⚠ 1-837-646-11	POW
4	⚠ 1-842-031-11	AC IN
5	1-487-806-11	SWIT
6	1-798-309-11	POW
7	4-170-445-01	NECK
8	4-170-474-11	COVE
	4-170-474-31	COVE
9	4-170-481-11	COVE
	4-170-481-31	COVE
10	X-2546-750-1	BASE
	X-2546-763-1	BASE
11	X-2546-732-1	REAR

5-2. KDL-46NX700 SERIES

5-2-2. CHASSIS-2

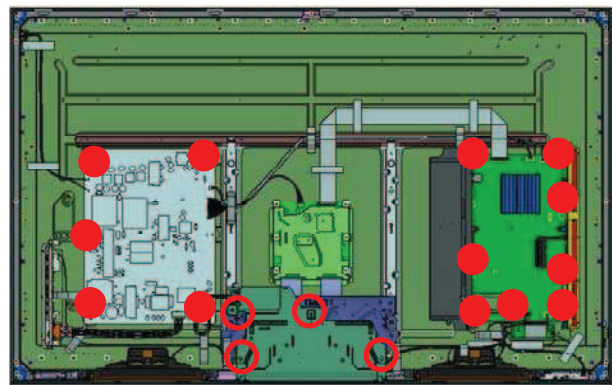
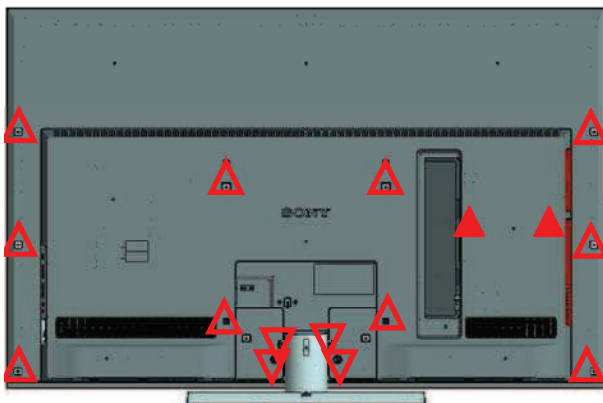


REF. No.	PART No.	DESCR
12	A-1774-837-A	GLASS
	A-1774-838-A	GLASS
13	A-1744-406-A	HLR M
	A-1769-977-A	HLR M
14	⚠ 1-811-146-11	LCD PA
15	⚠ A-1754-368-A	STATIO
16	X-2547-019-1	BRACK
17	A-1766-469-A	BEHS I
	A-1770-313-A	BEHS I
	A-1769-011-A	BEHS I
18	1-487-819-11	CARD.
19	1-754-692-11	ANTEN
20	8-597-720-00	UNIVER
	8-597-734-00	UNIVER
	8-597-718-00	UNIVER
21	1-754-692-21	ANTEN
22	1-858-379-11	LOUDS
23	4-164-306-01	BRACK
	4-164-306-11	BRACK

5-2. KDL-46NX700 SERIES

5-2-3. SCREWS

	PART No.	DESCRIPTION
▽	2-580-608-01	SCREW, +PSW M5X16
●	2-580-592-01	SCREW, +PSW M3X8
○	4-159-298-01	SCREW, +PSW M4X10
◇ *	2-345-219-11	+B IB 3X- CM3
▲	2-580-639-01	SCREW, +BVTP 4X12 TYPE2 IT-3
△	2-580-603-01	SCREW, +PSW M4X16



5-3. OTHER PARTS

5-3-1. ACCESSORIES and CONNECTORS

40 INCHES

*1-837-665-11	CONNECTOR ASSY (CN6003-ACSW)
1-837-671-11	FLEXIBLE FLAT CABLE (CN2600-TCON)
*1-910-100-00	HARNESS ASSY (1) (CN2602,CN4300-CN002,SW,LOGO,WIFI,SP)
*1-910-100-28	HARNESS ASSY (2) (CN6151-CN3800,CN2561,TCON)

46 INCHES

*1-837-666-11	CONNECTOR ASSY (CN6003-ACSW)
1-837-670-11	FLEXIBLE FLAT CABLE (CN2600-TCON)
*1-910-100-01	HARNESS ASSY (1) (CN2602,CN4300-CN002,SW,LOGO,WIFI,SP)
*1-910-100-29	HARNESS ASSY (2) (CN6151-CN3800,CN2561,TCON)

5-3-2. INSTRUCTION MANUALS

*4-180-178-21	MANUAL, INSTRUCTION	NX700
*4-180-178-31	MANUAL, INSTRUCTION	NX700
*4-180-178-41	MANUAL, INSTRUCTION	NX700
*4-180-179-11	MANUAL, INSTRUCTION	NX703
*4-180-180-71	MANUAL, INSTRUCTION	NX705

5-3-3. REMOTE COMMANDER

1-487-715-11 REMOTE COMMANDER (RM-ED031)

5-3-4. MISCELLANEOUS

1-822-484-11 HDMI CONNECTOR
1-822-541-11 D SUB CONNECTOR
1-822-597-11 OPTICAL OUT CONNECTOR
1-822-610-13 ETHERNET CONNECTOR
1-817-109-11 CONNECTOR, USB(A)

1-822-579-31 CARD CONNECTOR (PCMCIA CARD)
1-842-125-11 SCART CONNECTOR
1-842-127-11 PHONO JACK 5P
1-573-798-31 JACK, MINIATURE (DIA 3.5)
1-822-526-11 JACK

END

9-888-278-02

KDL-40/46NX700 Series(AEP/UK)

**Sony Corporation
Sony UK
Service Promotions Dept.**