

SECTION 5 EXPLODED VIEWS


NOTE :

- Non-serviceable items with no part number and no description are not stocked because they are not required for routine service.
- The construction parts of an assembled part are indicated with a collation number in the remarks column.
- Items marked "*" are not stocked since they are seldom required for routine service. Some delay should be anticipated when ordering these items.

Note : Les composants identifiés par une trame et par une marque Δ sont d'une importance critique pour la sécurité. Ne les remplacer que par des pièces du numéro spécifié.

Note : The components identified by shading and marked Δ are critical for safety. Replace only with the part numbers specified in the parts list.

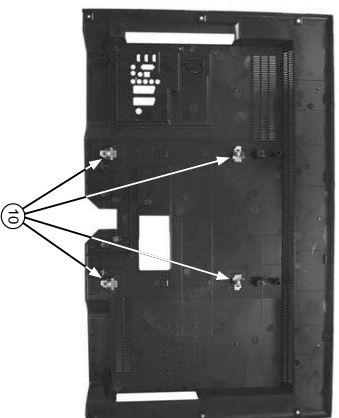
5-1. CHASSIS



Note : The components identified by mark Δ contain confidential information. Strictly follow the instructions when ever the components are repaired and/or replaced.


REF.NO.	PART.NO	DESCRIPTION	REMARK	REF.NO.	PART.NO	DESCRIPTION	REMARK
1	Δ 1-811-136-11	LCD PANEL (S32TSL)	32 inches	5	8-597-735-00	UNIVERSAL SIL-TU SUT-AE102T	
	Δ 1-811-137-11	LCD PANEL (S40TSL)	40 inches	6	1-826-873-41	LOUDSPEAKER (3.4x17.5CM)	
2	Δ 1-474-218-11	STATIC CONVERTER(TV)-GE3B		7	A-1773-955-A	HLR BOARD, COMPLETE	
3	Δ A-1763-564-A	BEN BOARD, COMPLETE		8	4-176-838-11	COVER, UNDER (32)	32 inches
4	4-166-268-32	BRACKET, SIDE JACK			4-177-911-01	COVER, UNDER (40)	40 inches

5-1. CHASSIS Cont.



Note : Les composants identifiés par un triangle et par une marque Δ sont d'une importance critique pour la sécurité. Ne les remplacez que par des pièces du numéro spécifique.

Note : The components identified by shape and marked Δ are critical for safety. Replace only with the part number specified in the parts list.



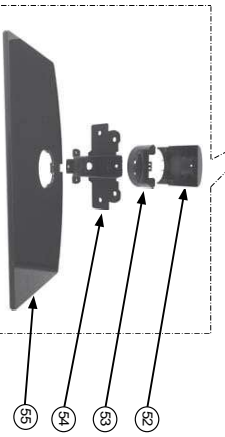
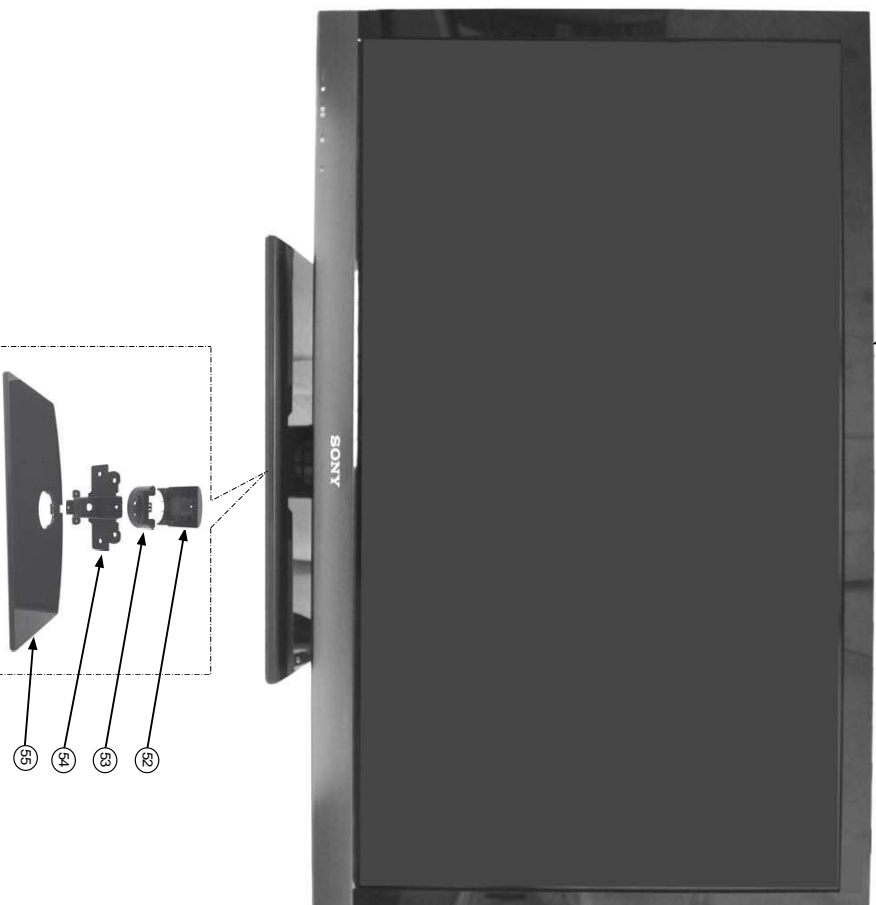
REF.NO.	PARTNO	DESCRIPTION	REMARK	REF.NO.	PARTNO	DESCRIPTION	REMARK
9	1-487-973-11	SWITCH UNIT		16	1-842-087-11	D SUB CONNECTOR	
10	4-164-279-01	BRACKET VESA (S)		17	1-822-524-31	PHONE JACK 2P	
11	1-822-834-12	USB CONNECTOR		18	1-822-954-11	PHONE BLOCK, OPTICAL OUT	
12	1-822-637-11	HDMI CONNECTOR		19	1-822-523-11	PHONE JACK 5P	
13	1-822-579-31	CARD CONNECTOR (POMCIA CARD)		20	1-822-580-21	CONNECTOR DUAL SCART	
14	1-822-581-22	MULTIPLE PHONE JACK 4P		21	1-842-031-11	AC INLET (2P)	
15	1-822-638-11	HDMI CONNECTOR					

5-2. BEZEL ASSY & STAND ASSY



Note : Les composants identifiés par un triangle et par une marque Δ sont d'une importance critique pour la sécurité. Ne les remplacez que par des pièces du numéro spécifié.

Note : The components identified by shape and marked Δ are critical for safety. Replace only with the part number specified in the parts list.




REF.NO.	PARTNO	DESCRIPTION	REMARK	REF.NO.	PARTNO	DESCRIPTION	REMARK
51	X-2547-859-1	BEZEL (32) ASSY	32 inches	54	4-170-449-01	NECK (M3A)	32 inches
52	X-2547-861-1	BEZEL (40) ASSY	40 inches	55	4-170-450-01	NECK (M3A)	40 inches
53	4-171-884-11	COVER, NECK (M3A REAR)			X-2547-301-1	BASE (M3A) ASSY	
53	4-170-477-11	COVER, NECK (M3A FRONT)					

5-3. REAR COVER ASSY & POWER SUPPLY CORD

Note : Les composants identifiés par un triangle et par une marque Δ sont d'une importance critique pour la sécurité. Ne les remplacer que par des pièces du numéro spécifié.

Note : The components identified by shape and marked Δ are critical for safe. Replace only with the part number specified in the parts list.



REF.NO.	PARTNO	DESCRIPTION	REMARK	REF.NO.	PARTNO	DESCRIPTION	REMARK
101	X-2547-871-1	REAR COVER (32) ASSY	32 inches	102	*3-106-546-51	COVER, EGS	
	X-2547-888-1	REAR COVER (40) ASSY	40 inches	103	Δ 1-837-642-12	POWER-SUPPLY CORD	



SECTION 6 PARTS LIST

PARTS LISTING TABLE OF CONTENTS

ACCESSORIES AND CONNECTORS :	Page 21
REMOTE COMMANDER :	21

Note: To ensure safety and reliability it is Sony policy that boards should not be repaired in the field, as a result all boards are regarded as non service items for exchange only and are not indicated in the parts list of this service manual.

Note : Items marked "*" are not stocked since they are seldom required for routine service.
Some delay should be anticipated when ordering these items.

REFNO.	PARTNO	DESCRIPTION	REMARK	REFNO.	PARTNO	DESCRIPTION	REMARK
ACCESSORIES AND CONNECTORS							
32 INCHES							
	1-838-126-11	FLEXIBLE FLAT CABLE 51P (TCOM-BEN)					
	*1-910-600-00	CONNECTOR ASSY 15P (GE3P-BEN)					
	*1-910-600-02	MULTI HARNESS SPEAKER (BEN-HLR-SW-SPEAKERS)					
40 INCHES							
	1-838-127-11	FLEXIBLE FLAT CABLE 51P (TCOM-BEN)					
	*1-910-600-01	CONNECTOR ASSY 15P (GE3P-BEN)					
	*1-910-600-03	MULTI HARNESS SPEAKER (BEN-HLR-SW-SPEAKERS)					
INSTRUCTIONMANUALS							
	*4-168-148-24	INSTRUCTION MANUAL (AEP) GERMAN/SPANISH/ FRENCH/ITALIAN/DUTCH/PORTUGUESE					
	*4-168-148-34	INSTRUCTION MANUAL (AEP) BULGARIAN/CZECH/ DANISH/FINNISH/GREEK/HUNGARIAN/NORWEGIAN/ POLISH/ROMANIAN/SWEDISH/SLOVAK/TURKISH					
	*4-168-148-45	INSTRUCTION MANUAL (AEP) RUSSIAN/UKRAINE					
REMOTE COMMANDER							
	1-487-913-11	REMOTE COMMANDER (RM-ED036)					

9-883-482-02

Sony Corporation
Sony UK
Service Promotions Dept.

English
10CP71
Printed in
© 2010