

## SECTION 5 EXPLODED VIEWS


**NOTE :**

- Non-serviceable items with no part number and no description are not stocked because they are not required for routine service.
- The construction parts of an assembled part are indicated with a collation number in the remarks column.
- Items marked "\*" are not stocked since they are seldom required for routine service. Some delay should be anticipated when ordering these items.

**Note :** Les composants identifiés par un triangle et par une marque Δ sont d'une importance critique pour la sécurité. Ne les remplacer que par des pièces du numéro spécifié.

**Note :** The components identified by shape and marked Δ are critical for safe operation. Replace only with the part number specified in the parts list.

### 5-1. CHASSIS



**Note :** When replacing the LCD panel or Power Unit board please ensure you order the correct one i.e. make sure the comments in the remark column match.

For example:-  
22" LCD Panel 1-811-198-21 (AU2G) must be used with Power Unit Board 1-474-242-21 (AU2G).


**Note :** The components identified by mark contain confidential information. Strictly follow the instructions whenever the components are repaired and/or replaced.

REF.NO.	PART.NO	DESCRIPTION	REMARK	REF.NO.	PART.NO	DESCRIPTION	REMARK
1	Δ 1-811-198-11	LCD PANEL (22INCH WXGA TFT)	SS2G	3	1-857-684-11	MAIN BOARD, COMPLETE	
	Δ 1-811-198-21	LCD PANEL (22INCH WXGA TFT)	AU2G	4	4-178-415-01	19/22 SIDE JACK BRACKET	
	Δ 1-811-198-31	LCD PANEL (22INCH WXGA TFT)	LP1G	5	1-858-453-11	LOUDSPEAKER (3.5x15.0CM)	
	Δ 1-811-198-41	LCD PANEL (22INCH WXGA TFT)	SS3G	6	1-489-163-11	SWITCH UNIT BOARD, COMPLETE	
	Δ 1-811-198-51	LCD PANEL (22INCH WXGA TFT)	CH3G	7	1-458-291-11	DVD UNIT	
2	Δ 1-474-242-11	POWER UNIT BOARD (VET140)	SS2G/SS3G				
	Δ 1-474-242-21	POWER UNIT BOARD (VCB140)	AU2G				
	Δ 1-474-242-31	POWER UNIT BOARD (VFD140)	LP1G				
	Δ 1-474-242-41	POWER UNIT BOARD, COMPLETE	CH3G				

## 5-2. BEZEL ASSY & STAND ASSY

**Note :** Les composants identifiés par un triangle et par une marque  $\Delta$  sont d'une importance critique pour la sécurité. Ne les remplacer que par des pièces du numéro spécifié.

**Note :** The components identified by shape and marked  $\Delta$  are critical for safety. Replace only with the part number specified in the parts list.





REF.NO.	PART.NO	DESCRIPTION	REMARK	REF.NO.	PART.NO	DESCRIPTION	REMARK
51	X-2548-553-1	BEZEL ASSY BLACK					
52	4-178-422-01	NECK BLACK					
53	X-2548-560-1	STAND ASSY BLACK					

### 5-3. REAR COVER ASSY & POWER SUPPLY CORDS

**Note :** Les composants identifiés par un triangle et par une marque Δ sont d'une importance critique pour la sécurité. Ne les remplacer que par des pièces du numéro spécifiée.

**Note :** The components identified by shape and marked Δ are critical for safety. Replace only with the part number specified in the parts list.



REF.NO.	PART.NO	DESCRIPTION	REMARK	REF.NO.	PART.NO	DESCRIPTION	REMARK
101	X-2548-559-1	REAR COVER ASSY					
102	4-181-187-01	DVD COVER					
103	Δ 1-838-166-11	POWER-SUPPLY CORD (AEP)					
104	Δ 1-838-167-11	POWER-SUPPLY CORD (UK)					

SECTION 6  
PARTS LIST

PARTS LISTING TABLE OF CONTENTS

	<u>Page</u>
ACCESSORIES AND CONNECTORS : .....	17
REMOTE COMMANDER : .....	17

Note: To ensure safety and reliability it is Sony policy that boards should not be repaired in the field, as a result all boards are regarded as non service items for exchange only and are not indicated in the parts list of this service manual.

Note : Items marked "\*" are not stocked since they are seldom required for routine service. Some delay should be anticipated when ordering these items.

REF.NO.	PART.NO	DESCRIPTION	REMARK	REF.NO.	PART.NO	DESCRIPTION	REMARK
<b>ACCESSORIES AND CONNECTORS</b>							
	1-838-168-11	FLEXIBLE FLAT CABLE (30P) (TCON-SIGNAL BRD)					
		(Used with all LCD panels except the CH3G panel)					
	1-838-288-11	FLEXIBLE FLAT CABLE (30P) (TCON-SIGNAL BRD)					
		(Used with CH3G LCD panel only)					
	1-838-169-11	FLEXIBLE FLAT CABLE (16P) (DVD UNIT)					
	1-910-600-05	CONNECTOR ASSY 5P					
<b>INSTRUCTION MANUALS</b>							
	*4-193-041-01	INSTRUCTION MANUAL					
	*4-193-042-01	INSTRUCTION MANUAL DVD					
<b>REMOTE COMMANDER</b>							
	1-489-038-11	REMOTE COMMANDER (RM-ED038)					

