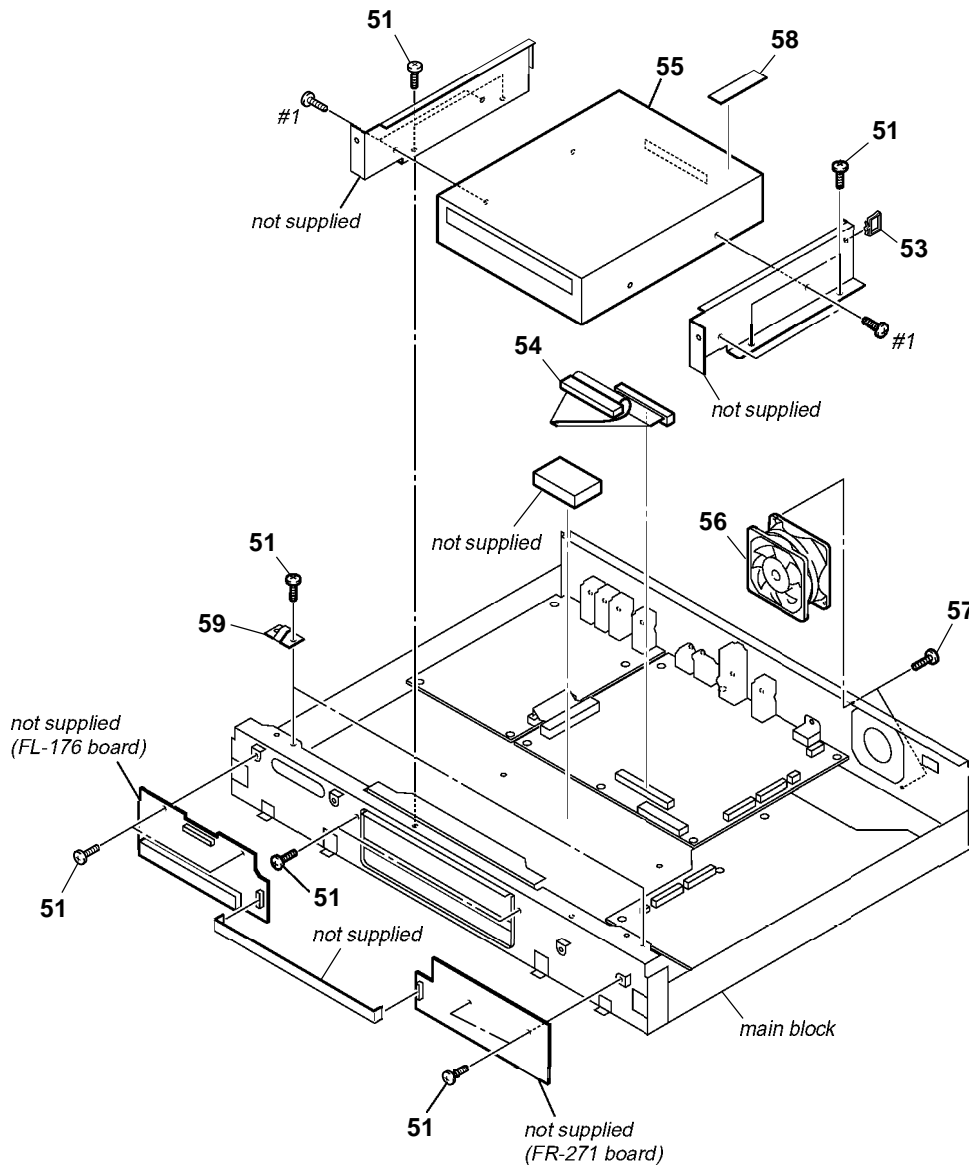


6-1-2. MAIN CHASSIS BLOCK



Note: Please install it when Ref. No. 58 or 59 parts have not adhered when drive is exchanged. Please refer to SERVICE NOTE for the installation method.

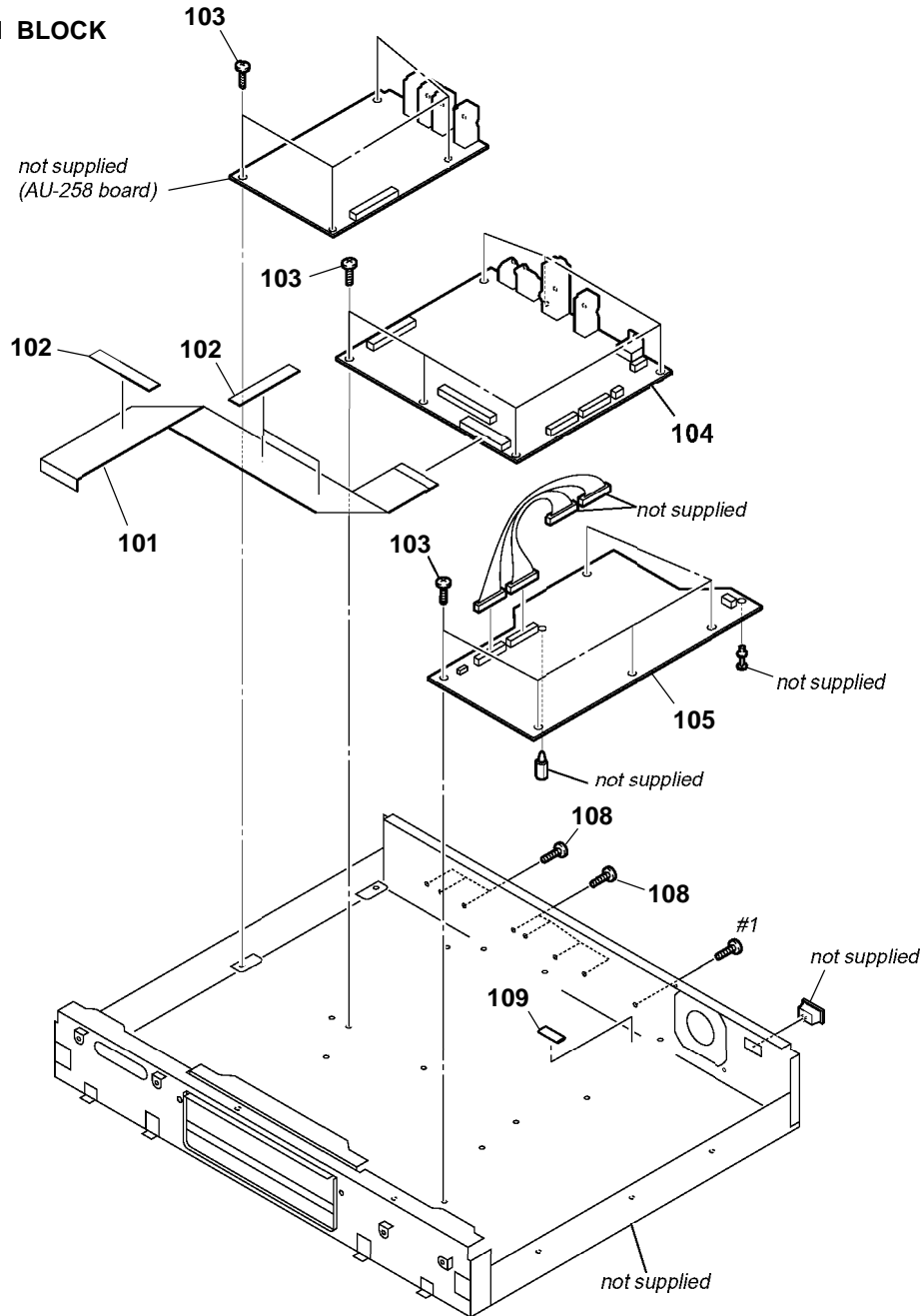
Note: Please use A-1337-670-A for BD drive with priority.


The components identified by mark \triangle or dotted line with mark \triangle are critical for safety. Replace only with part number specified.


Les composants identifiés par une marque \triangle sont critiques pour la sécurité. Ne les remplacer que par une pièce portant le numéro spécifié.

Ref. No.	Part No.	Description	Remark	Ref. No.	Part No.	Description	Remark
51	3-077-331-01	+BV3 (3-CR)		\triangle 55	A-1337-673-A	DRIVE (SKZ (SERVICE USE R1)) (US, CND)	
* 53	4-099-553-01	REUSE CLAMP		\triangle 55	A-1337-676-A	DRIVE (SOEM (SERVICE USE R1)) (US, CND)	
* 54	1-965-333-11	HARNESS (MBD-003) (S300BJ/S300BJP/S301BJ)		\triangle 55	A-1382-235-A	DRIVE (SOEM (SERVICE USE R3)) (SP/TH)	
* 54	1-965-684-11	HARNESS (MBD-007) (S300BM: US, CND/S301BM)		\triangle 55	A-1382-236-A	DRIVE (SOEM (SERVICE USE R5)) (RUS)	
* 54	1-965-688-11	HARNESS (MBD-008) (S300BM: AEP, UK, RUS, E32, SP, TH, AUS)		\triangle 55	A-1337-678-A	DRIVE (SOEM (SERVICE USE R4)) (AUS, E32)	
\triangle 55	A-1337-670-A	DRIVE (P (SERVICE USE R1)) (US, CND)		56	1-787-625-21	FAN, DC	
				57	3-077-331-31	+BV3 (3-CR)	
				58	3-087-220-01	TAPE, NON-HALOGENE	
				59	2-348-685-01	SPRING, EARTH (FRONT)	
				#1	7-682-544-09	+B 3X3	



6-1-3. MAIN BLOCK











The components identified by mark  contain confidential information. Strictly follow the instructions whenever the components are repaired and/or replaced.




Les composants identifiés par la marque  contiennent des informations confidentielles. Suivre scrupuleusement les instructions chaque fois qu'un composant est remplacé et / ou réparé.

Note: Please install it when Ref. No. 109 part have not adhered when drive is exchanged. Please refer to SERVICE NOTE for the installation method.

The components identified by mark  or dotted line with mark  are critical for safety. Replace only with part number specified.

Les composants identifiés par une marque  sont critiques pour la sécurité. Ne les remplacer que par une pièce portant le numéro spécifié.

Ref. No.	Part No.	Description	Remark
101	1-834-107-11	CABLE, FLEXIBLE FLAT (FML-003)	
102	3-087-220-01	TAPE, NON-HALOGENE	
103	3-077-331-01	+BV3 (3-CR)	
 104	A-1269-227-A	PWB, MOUNTED (US, CND)	
 104	A-1287-695-A	PWB, MOUNTED (AEP, UK)	
 104	A-1561-019-A	PWB, MOUNTED (E32)	
 104	A-1313-102-A	PWB, MOUNTED (AUS)	
 104	A-1416-127-A	PWB, MOUNTED (RUS)	
 104	A-1416-128-A	PWB, MOUNTED (SP, TH)	
 105	1-474-057-21	POWER BLOCK (ZSPD641GA) (S300BJ/S300BJP/S301BJ)	

Ref. No.	Part No.	Description	Remark
 105	1-474-057-41	POWER BLOCK (ZSSR641GA) (S300BJ/S300BJP/S300BM: US, CND/ S301BJ/S301BM)	
 105	1-474-057-31	POWER BLOCK (ZSSR641ZA) (E32)	
 105	1-474-057-51	POWER BLOCK (ZSSR6411A) (S300BM: AEP, UK, RUS, SP, TH, AUS)	
108	3-077-331-31	+BV3 (3-CR)	
109	3-274-166-01	GASKET, REAR	
#1	7-682-544-09	+B 3X3	