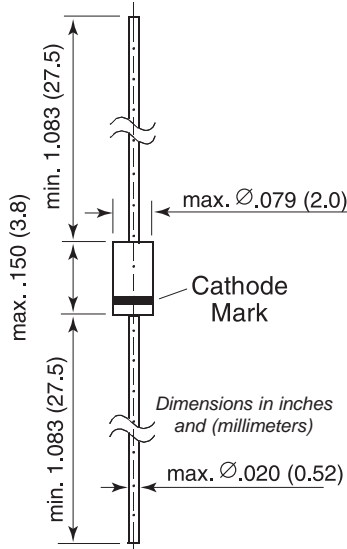


## Schottky Diode

**DO-204AH (DO-35 Glass)**


### Features

- For general purpose applications.
- This diode features low turn-on voltage. This device is protected by a PN junction guard ring against excessive voltage, such as electrostatic discharges
- This diode is also available in the MiniMELF case with type designation BAS85.

### Mechanical Data

**Case:** DO-35 Glass Case

**Weight:** approx. 0.13g

**Packaging Codes/Options:**

D7/10K per 13" reel (52mm tape), 20K/box

D8/10K per Ammo tape (52mm tape), 20K/box

### Maximum Ratings & Thermal Characteristics Ratings at 25°C ambient temperature unless otherwise specified.

Parameter	Symbol	Value	Unit
Continuous Reverse Voltage	$V_R$	30	V
Forward Continuous Current at $T_{amb} = 25^\circ\text{C}$	$I_F$	200 <sup>(1)</sup>	mA
Peak Forward Current at $T_{amb} = 25^\circ\text{C}$	$I_{FM}$	300 <sup>(1)</sup>	mA
Surge Forward Current at $t_p < 1\text{s}$ , $T_{amb} = 25^\circ\text{C}$	$I_{FSM}$	600 <sup>(1)</sup>	mA
Power Dissipation at $T_{amb} = 65^\circ\text{C}$	$P_{tot}$	200 <sup>(1)</sup>	mW
Thermal Resistance Junction to Ambient Air	$R_{\theta JA}$	430 <sup>(1)</sup>	$^\circ\text{C/W}$
Maximum Junction Temperature	$T_j$	125	$^\circ\text{C}$
Ambient Operating Temperature Range	$T_A$	-65 to +125	$^\circ\text{C}$
Storage Temperature Range	$T_S$	-65 to +150	$^\circ\text{C}$

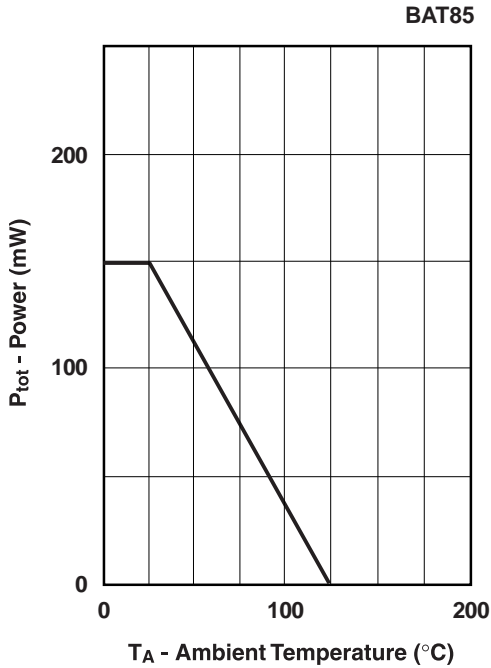
### Electrical Characteristics ( $T_J = 25^\circ\text{C}$ unless otherwise noted)

Parameter	Symbol	Test Condition	Min	Typ	Max	Unit
Reverse Breakdown Voltage	$V_{(BR)R}$	$I_R = 10\mu\text{A}$ (pulsed)	30	—	—	V
Leakage Current	$I_R$	$V_R = 25\text{V}$	—	—	2	$\mu\text{A}$
Forward Voltage Pulse Test $t_p < 300\mu\text{s}$ , $\delta < 2\%$	$V_F$	$I_F = 0.1\text{mA}$ $I_F = 1\text{mA}$ $I_F = 10\text{mA}$ $I_F = 30\text{mA}$ $I_F = 100\text{mA}$	— — — — —	— — — 0.5 —	0.24 0.32 0.4 — 0.8	V
Capacitance	$C_{tot}$	$V_R = 1\text{V}$ , $f = 1\text{MHz}$	—	—	10	pF
Reverse Recovery Time	$t_{rr}$	$I_F = 10\text{mA}$ to $I_R = 10\text{mA}$ to $I_R = 1\text{mA}$	—	—	5	ns

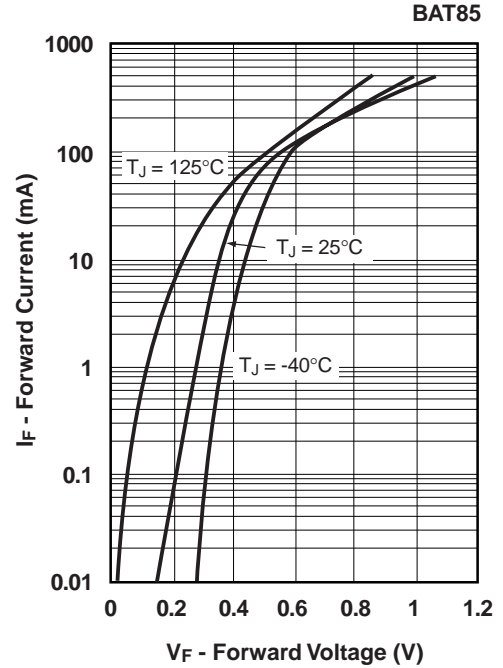
**Note:** (1) Valid provided that leads at a distance of 4mm from case are kept at ambient temperature

## Ratings and Characteristic Curves ( $T_A = 25^\circ\text{C}$ unless otherwise noted)

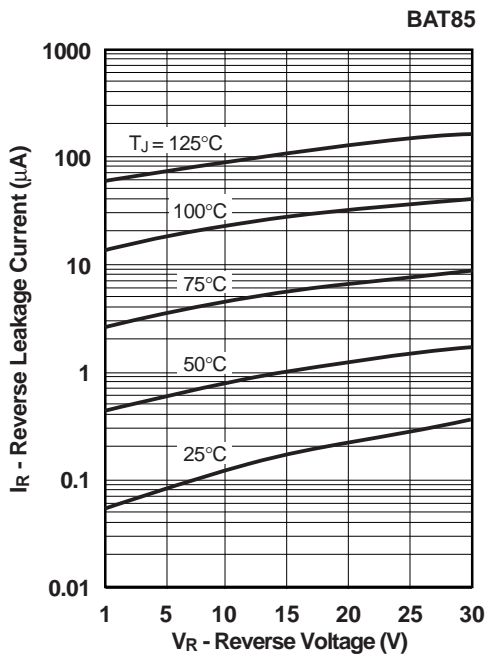
**Admissible Power Dissipation vs. Ambient Temperature**



**Typical Instantaneous Forward Characteristics**



**Typical Reverse Characteristics**



**Typical Junction Capacitance**

