



website:<http://biz.LGservice.com>

LCD TV


SERVICE MANUAL

CHASSIS : LD75A

MODEL : 47LF65 47LF65-ZC

CAUTION

BEFORE SERVICING THE CHASSIS,
READ THE SAFETY PRECAUTIONS IN THIS MANUAL.



CONTENTS

CONTENTS	2
SAFETY PRECAUTIONS	3
SPECIFICATION	6
ADJUSTMENT INSTRUCTION	19
TROUBLE SHOOTING	23
BLOCK DIAGRAM.....	31
EXPLODED VIEW	33
EXPLODED VIEW PARTS LIST	34
REPLACEMENT PARTS LIST	35
SVC. SHEET	

SAFETY PRECAUTIONS

IMPORTANT SAFETY NOTICE

Many electrical and mechanical parts in this chassis have special safety-related characteristics. These parts are identified by \triangle in the Schematic Diagram and Replacement Parts List.

It is essential that these special safety parts should be replaced with the same components as recommended in this manual to prevent Shock, Fire, or other Hazards.

Do not modify the original design without permission of manufacturer.

General Guidance

An **isolation Transformer should always be used** during the servicing of a receiver whose chassis is not isolated from the AC power line. Use a transformer of adequate power rating as this protects the technician from accidents resulting in personal injury from electrical shocks.

It will also protect the receiver and its components from being damaged by accidental shorts of the circuitry that may be inadvertently introduced during the service operation.

If any fuse (or Fusible Resistor) in this TV receiver is blown, replace it with the specified.

When replacing a high wattage resistor (Oxide Metal Film Resistor, over 1W), keep the resistor 10mm away from PCB.

Keep wires away from high voltage or high temperature parts.

Before returning the receiver to the customer,

always perform an **AC leakage current check** on the exposed metallic parts of the cabinet, such as antennas, terminals, etc., to be sure the set is safe to operate without damage of electrical shock.

Leakage Current Cold Check(Antenna Cold Check)

With the instrument AC plug removed from AC source, connect an electrical jumper across the two AC plug prongs. Place the AC switch in the on position, connect one lead of ohm-meter to the AC plug prongs tied together and touch other ohm-meter lead in turn to each exposed metallic parts such as antenna terminals, phone jacks, etc.

If the exposed metallic part has a return path to the chassis, the measured resistance should be between $1M\Omega$ and $5.2M\Omega$.

When the exposed metal has no return path to the chassis the reading must be infinite.

An other abnormality exists that must be corrected before the receiver is returned to the customer.

Leakage Current Hot Check (See below Figure)

Plug the AC cord directly into the AC outlet.

Do not use a line Isolation Transformer during this check.

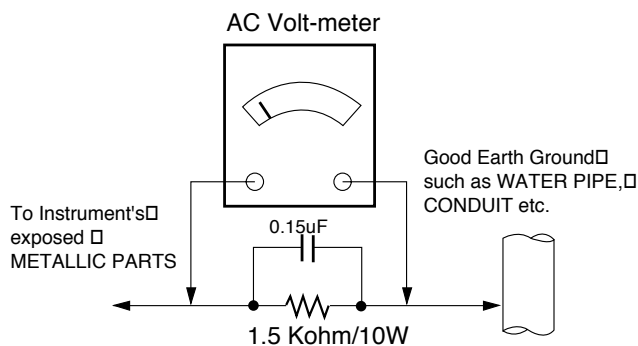
Connect 1.5K/10watt resistor in parallel with a 0.15uF capacitor between a known good earth ground (Water Pipe, Conduit, etc.) and the exposed metallic parts.

Measure the AC voltage across the resistor using AC voltmeter with 1000 ohms/volt or more sensitivity.

Reverse plug the AC cord into the AC outlet and repeat AC voltage measurements for each exposed metallic part. Any voltage measured must not exceed 0.75 volt RMS which corresponds to 0.5mA.

In case any measurement is out of the limits specified, there is possibility of shock hazard and the set must be checked and repaired before it is returned to the customer.

Leakage Current Hot Check circuit



SERVICING PRECAUTIONS

CAUTION: Before servicing receivers covered by this service manual and its supplements and addenda, read and follow the *SAFETY PRECAUTIONS* on page 3 of this publication.

NOTE: If unforeseen circumstances create conflict between the following servicing precautions and any of the safety precautions on page 3 of this publication, always follow the safety precautions. Remember: Safety First.

General Servicing Precautions

1. Always unplug the receiver AC power cord from the AC power source before;
 - a. Removing or reinstalling any component, circuit board module or any other receiver assembly.
 - b. Disconnecting or reconnecting any receiver electrical plug or other electrical connection.
 - c. Connecting a test substitute in parallel with an electrolytic capacitor in the receiver.
CAUTION: A wrong part substitution or incorrect polarity installation of electrolytic capacitors may result in an explosion hazard.

2. Test high voltage only by measuring it with an appropriate high voltage meter or other voltage measuring device (DVM, FETVOM, etc) equipped with a suitable high voltage probe. Do not test high voltage by "drawing an arc".

3. Do not spray chemicals on or near this receiver or any of its assemblies.

4. Unless specified otherwise in this service manual, clean electrical contacts only by applying the following mixture to the contacts with a pipe cleaner, cotton-tipped stick or comparable non-abrasive applicator; 10% (by volume) Acetone and 90% (by volume) isopropyl alcohol (90%-99% strength)

CAUTION: This is a flammable mixture.

Unless specified otherwise in this service manual, lubrication of contacts is not required.

5. Do not defeat any plug/socket B+ voltage interlocks with which receivers covered by this service manual might be equipped.
6. Do not apply AC power to this instrument and/or any of its electrical assemblies unless all solid-state device heat sinks are correctly installed.
7. Always connect the test receiver ground lead to the receiver chassis ground before connecting the test receiver positive lead.

Always remove the test receiver ground lead last.

8. Use with this receiver only the test fixtures specified in this service manual.

CAUTION: Do not connect the test fixture ground strap to any heat sink in this receiver.

Electrostatically Sensitive (ES) Devices

Some semiconductor (solid-state) devices can be damaged easily by static electricity. Such components commonly are called *Electrostatically Sensitive (ES) Devices*. Examples of typical ES devices are integrated circuits and some field-effect transistors and semiconductor "chip" components. The following techniques should be used to help reduce the incidence of component damage caused by static by static electricity.

1. Immediately before handling any semiconductor component or semiconductor-equipped assembly, drain off any electrostatic charge on your body by touching a known earth ground. Alternatively, obtain and wear a commercially available discharging wrist strap device, which should be removed to prevent potential shock reasons prior to applying power to the

unit under test.

2. After removing an electrical assembly equipped with ES devices, place the assembly on a conductive surface such as aluminum foil, to prevent electrostatic charge buildup or exposure of the assembly.
3. Use only a grounded-tip soldering iron to solder or unsolder ES devices.
4. Use only an anti-static type solder removal device. Some solder removal devices not classified as "anti-static" can generate electrical charges sufficient to damage ES devices.
5. Do not use freon-propelled chemicals. These can generate electrical charges sufficient to damage ES devices.
6. Do not remove a replacement ES device from its protective package until immediately before you are ready to install it. (Most replacement ES devices are packaged with leads electrically shorted together by conductive foam, aluminum foil or comparable conductive material).
7. Immediately before removing the protective material from the leads of a replacement ES device, touch the protective material to the chassis or circuit assembly into which the device will be installed.
CAUTION: Be sure no power is applied to the chassis or circuit, and observe all other safety precautions.
8. Minimize bodily motions when handling unpackaged replacement ES devices. (Otherwise harmless motion such as the brushing together of your clothes fabric or the lifting of your foot from a carpeted floor can generate static electricity sufficient to damage an ES device.)

General Soldering Guidelines

1. Use a grounded-tip, low-wattage soldering iron and appropriate tip size and shape that will maintain tip temperature within the range or 500°F to 600°F.
2. Use an appropriate gauge of RMA resin-core solder composed of 60 parts tin/40 parts lead.
3. Keep the soldering iron tip clean and well tinned.
4. Thoroughly clean the surfaces to be soldered. Use a mall wire-bristle (0.5 inch, or 1.25cm) brush with a metal handle. Do not use freon-propelled spray-on cleaners.
5. Use the following unsoldering technique
 - a. Allow the soldering iron tip to reach normal temperature. (500°F to 600°F)
 - b. Heat the component lead until the solder melts.
 - c. Quickly draw the melted solder with an anti-static, suction-type solder removal device or with solder braid.
CAUTION: Work quickly to avoid overheating the circuit board printed foil.
6. Use the following soldering technique.
 - a. Allow the soldering iron tip to reach a normal temperature (500°F to 600°F)
 - b. First, hold the soldering iron tip and solder the strand against the component lead until the solder melts.
 - c. Quickly move the soldering iron tip to the junction of the component lead and the printed circuit foil, and hold it there only until the solder flows onto and around both the component lead and the foil.
CAUTION: Work quickly to avoid overheating the circuit board printed foil.
 - d. Closely inspect the solder area and remove any excess or splashed solder with a small wire-bristle brush.

IC Remove/Replacement

Some chassis circuit boards have slotted holes (oblong) through which the IC leads are inserted and then bent flat against the circuit foil. When holes are the slotted type, the following technique should be used to remove and replace the IC. When working with boards using the familiar round hole, use the standard technique as outlined in paragraphs 5 and 6 above.

Removal

1. Desolder and straighten each IC lead in one operation by gently prying up on the lead with the soldering iron tip as the solder melts.
2. Draw away the melted solder with an anti-static suction-type solder removal device (or with solder braid) before removing the IC.

Replacement

1. Carefully insert the replacement IC in the circuit board.
2. Carefully bend each IC lead against the circuit foil pad and solder it.
3. Clean the soldered areas with a small wire-bristle brush.
(It is not necessary to reapply acrylic coating to the areas).

"Small-Signal" Discrete Transistor

Removal/Replacement

1. Remove the defective transistor by clipping its leads as close as possible to the component body.
2. Bend into a "U" shape the end of each of three leads remaining on the circuit board.
3. Bend into a "U" shape the replacement transistor leads.
4. Connect the replacement transistor leads to the corresponding leads extending from the circuit board and crimp the "U" with long nose pliers to insure metal to metal contact then solder each connection.

Power Output, Transistor Device

Removal/Replacement

1. Heat and remove all solder from around the transistor leads.
2. Remove the heat sink mounting screw (if so equipped).
3. Carefully remove the transistor from the heat sink of the circuit board.
4. Insert new transistor in the circuit board.
5. Solder each transistor lead, and clip off excess lead.
6. Replace heat sink.

Diode Removal/Replacement

1. Remove defective diode by clipping its leads as close as possible to diode body.
2. Bend the two remaining leads perpendicular y to the circuit board.
3. Observing diode polarity, wrap each lead of the new diode around the corresponding lead on the circuit board.
4. Securely crimp each connection and solder it.
5. Inspect (on the circuit board copper side) the solder joints of the two "original" leads. If they are not shiny, reheat them and if necessary, apply additional solder.

Fuse and Conventional Resistor

Removal/Replacement

1. Clip each fuse or resistor lead at top of the circuit board hollow stake.
2. Securely crimp the leads of replacement component around notch at stake top.
3. Solder the connections.

CAUTION: Maintain original spacing between the replaced component and adjacent components and the circuit board to prevent excessive component temperatures.

Circuit Board Foil Repair

Excessive heat applied to the copper foil of any printed circuit board will weaken the adhesive that bonds the foil to the circuit board causing the foil to separate from or "lift-off" the board. The following guidelines and procedures should be followed whenever this condition is encountered.

At IC Connections

To repair a defective copper pattern at IC connections use the following procedure to install a jumper wire on the copper pattern side of the circuit board. (Use this technique only on IC connections).

1. Carefully remove the damaged copper pattern with a sharp knife. (Remove only as much copper as absolutely necessary).
2. Carefully scratch away the solder resist and acrylic coating (if used) from the end of the remaining copper pattern.
3. Bend a small "U" in one end of a small gauge jumper wire and carefully crimp it around the IC pin. Solder the IC connection.
4. Route the jumper wire along the path of the out-away copper pattern and let it overlap the previously scraped end of the good copper pattern. Solder the overlapped area and clip off any excess jumper wire.

At Other Connections

Use the following technique to repair the defective copper pattern at connections other than IC Pins. This technique involves the installation of a jumper wire on the component side of the circuit board.

1. Remove the defective copper pattern with a sharp knife. Remove at least 1/4 inch of copper, to ensure that a hazardous condition will not exist if the jumper wire opens.
2. Trace along the copper pattern from both sides of the pattern break and locate the nearest component that is directly connected to the affected copper pattern.
3. Connect insulated 20-gauge jumper wire from the lead of the nearest component on one side of the pattern break to the lead of the nearest component on the other side. Carefully crimp and solder the connections.
CAUTION: Be sure the insulated jumper wire is dressed so the it does not touch components or sharp edges.

SPECIFICATION

NOTE : Specifications and others are subject to change without notice for improvement.

1. Application range

This spec sheet is applied to the 37", 42", 47" LCD TV used LD75A chassis.

2. Specification

Each part is tested as below without special appointment.

- (1) Temperature : $25 \pm 5^{\circ}\text{C}$ ($77 \pm 9^{\circ}\text{F}$), CST : $40 \pm 5^{\circ}\text{C}$
- (2) Relative Humidity : $65\% \pm 10\%$
- (3) Power Voltage : Standard input voltage (100-240V~, 50/60Hz)

*Standard Voltage of each products is marked by models

(4) Specification and performance of each parts are followed each drawing and specification by part number in accordance with BOM.

(5) The receiver must be operated for about 20 minutes prior to the adjustment.

3. Test method

(1) Performance : LGE TV test method followed

(2) Demanded other specification

Safety : CE, IEC Specification

EMC : CE, IEC

4. General Specification(FHD Module)

Item	Specification	Measurement	Result	Remark
Display Screen Device	47/42/37 inch Wide Color Display Module		LCD	
Aspect Ratio	16:9			
LCD Module	37LB5DF (37LF65): LC370WU1-SL01 42LB5DF (42LF65): LC420WU2-SLB1 47LB5DF (47LF65): LC470WU1-SLB2 37LY3DF (37LY95): LC370WU1-SL01 42LY3DF (42LY95): LC420WU2-SLC1 47LY3DF (47LY95): LC470WU4-SLC1			
Operating Environment	1) Temp. : 0 ~ 40 deg 2) Humidity : 10 ~ 90%			LGE SPEC
Storage Environment	3) Temp. : -20 ~ 50 deg 4) Humidity : 10 ~ 90 %			
Input Voltage	AC100 ~ 240V, 50/60Hz			Maker LG

5. Chroma & Brightness

5-1. FHD Module-47LB5DF (47LF65)

Item		Min	Typ	Max	Unit	Measurement	Result	Remark
Viewing Angle <CR>10>	R/L	178			Viewing Angle<CR>10>	R/L	178	
	U/D	178				U/D	178	
White average brightness	47LF65	450	550	-	cd/m ²			- 100IRE Full White Pattern(255gray) - Picture : Dynamic (Cool)
Brightness uniformity		1.3	0	1.3	cd/m ²			- 100IRE Full White Pattern(255gray) - Picture : Dynamic (Cool)
Color Coordinate	White	X	0.261	0.276	0.291			- 85IRE Full White Pattern (216 gray) - Picture : Dynamic (Cool)
		Y	0.268	0.283	0.298			
	Red	X	0.603	0.618	0.633			
		Y	0.318	0.333	0.348			
	Green	X	0.260	0.275	0.290			
		Y	0.568	0.583	0.598			
	Blue	X	0.132	0.147	0.162			
		Y	0.046	0.061	0.076			
Color coordinate uniformity		-0.03	Average	+0.03				- 85IRE Full White Pattern (216 gray) - Picture : Dynamic (Cool)
Contrast Ratio at dark room	CR with PWM-Dimming CR without PWM-Dimming		4000 : 1 (600:1)	5000 : 1 (800:1)				- Full white(100IRE) - Full black(0IRE) pattern - Picture : Dynamic (Cool) -Input:TV/DTV/AV1,2,3/Comp/HDMI1,2 -> CR with PWM-Dimming RGB/HDMI-PC -> CR without PWM-Dimming
Color Temperature	Medium	8300	9300	10300				- 85IRE Full White Pattern (216 gray) - Picture : Dynamic (Cool)
	Warm	5500	6500	7500				
	Cool	10000	11000	12000				
Color pull in Range	PAL	-500		+500	Hz			
	NTSC	-500		+500	Hz			
Color killer Sensitivity			-80			dBm		

*** PWM-Dimming function works after 30 seconds. So, When you check the CR, you must wait 30 minutes for check the Full Black level and then 10 minutes for check the Full White level.***

5-2. FHD Module-42LB5DF (42LF65)

Item		Min	Typ	Max	Unit	Measurement	Result	Remark
Viewing Angle <CR>10>	R/L	178			Viewing Angle <CR>10>	R/L	178	
	U/D	178				U/D	178	
White average brightness	42LF65	450	550	-	cd/m ²			- 100IRE Full White Pattern (255gray) - Picture : Dynamic (Cool)
Brightness uniformity		1.3	0	1.3	cd/m ²			- 100IRE Full White Pattern (255gray) - Picture : Dynamic (Cool)
Color Coordinate	White	X	0.261	0.276	0.291			- 85IRE Full White Pattern (216 gray) - Picture : Dynamic (Cool)
		Y	0.268	0.283	0.298			
	Red	X	0.603	0.618	0.633			
		Y	0.318	0.333	0.348			
	Green	X	0.260	0.275	0.290			
		Y	0.568	0.583	0.598			
	Blue	X	0.132	0.147	0.162			
		Y	0.046	0.061	0.076			
Color coordinate uniformity			-0.03	Average	+0.03			- 85IRE Full White Pattern (216 gray) - Picture : Dynamic (Cool)
Contrast Ratio at dark room	CR with PWM-Dimming CR without PWM-Dimming		4000 : 1 (400:1)	5000 : 1 (600:1)				- Full white(100IRE) - Full black(0IRE) pattern - Picture : Dynamic (Cool) -Input:TV/DTV/AV1,2,3/Comp/HDMI1,2 -> CR with PWM-Dimming RGB/HDMI-PC -> CR without PWM-Dimming
Color Temperature	Medium	8300	9300	10300				- 85IRE Full White Pattern (216 gray) - Picture : Dynamic (Cool)
	Warm	5500	6500	7500				
	Cool	10000	11000	12000				
Color pull in Range	PAL	-500		+500	Hz			
	NTSC	-500		+500	Hz			
Color killer Sensitivity		-80				dBm		

5-3. FHD Module-37LB5DF (37LF65)

Item		Min	Typ	Max	Unit	Measurement	Result	Remark
Viewing Angle <CR>10>	R/L	178			Viewing Angle <CR>10>	R/L	178	
	U/D	178				U/D	178	
White average brightness	37LF65	400	500	-	cd/m ²			- 100IRE Full White Pattern (255gray) - Picture : Dynamic (Cool)
Brightness uniformity		1.3	0	1.3	cd/m ²			- 100IRE Full White Pattern (255gray) - Picture : Dynamic (Cool)
Color Coordinate	White	X	0.261	0.276	0.291			- 85IRE Full White Pattern (216 gray) - Picture : Dynamic (Cool)
		Y	0.268	0.283	0.298			
	Red	X	0.603	0.618	0.633			
		Y	0.318	0.333	0.348			
	Green	X	0.260	0.275	0.290			
		Y	0.595	0.610	0.625			
	Blue	X	0.132	0.147	0.162			
		Y	0.046	0.061	0.076			
Color coordinate uniformity			-0.03	Average	+0.03			- 85IRE Full White Pattern (216 gray) - Picture : Dynamic (Cool)
Contrast Ratio at dark room	CR with PWM-Dimming CR without PWM-Dimming		4000 : 1 (400:1)	5000 : 1 (600:1)				- Full white(100IRE) - Full black(0IRE) pattern - Picture : Dynamic (Cool) - Input:TV/DTV/AV1,2,3/Comp/HDMI1,2 -> CR with PWM-Dimming RGB/HDMI-PC -> CR without PWM-Dimming
Color Temperature	Medium	8300	9300	10300				- 85IRE Full White Pattern (216 gray) - Picture : Dynamic (Cool)
	Warm	5500	6500	7500				
	Cool	10000	11000	12000				
Color pull in Range	PAL	-500		+500	Hz			
	NTSC	-500		+500	Hz			
Color killer Sensitivity		-80				dBm		

5-3. FHD Module-47LY3DF (47LY95)

Item		Min	Typ	Max	Unit	Measurement	Result	Remark
Viewing Angle <CR>10>	R/L	178			Viewing Angle <CR>10>	R/L	178	
	U/D	178				U/D	178	
White average brightness	47LY95	400	500	-	cd/m ²			-100IRE Full White Pattern (255 gray) - Picture : Dynamic (Cool)
Brightness uniformity		1.3	0	1.3	cd/m ²			- 100IRE Full White Pattern(255 gray) - Picture : Dynamic (Cool)
Color Coordinate	White	X	0.261	0.276	0.291			- 85IRE Full White Pattern (216 gray) - Picture : Dynamic (Cool)
		Y	0.268	0.283	0.298			
	Red	X	0.603	0.618	0.633			
		Y	0.318	0.333	0.348			
	Green	X	0.260	0.275	0.290			
		Y	0.568	0.583	0.598			
	Blue	X	0.132	0.147	0.162			
		Y	0.046	0.061	0.076			
Color coordinate uniformity			-0.03	Average	+0.03			- 85IRE Full White Pattern (216 gray) - Picture : Dynamic (Cool)
Contrast Ratio at dark room	CR with PWM-Dimming CR without PWM-Dimming		4000 : 1 (400:1)	5000 : 1 (600:1)				- Full white(100IRE) - Full black(0IRE) pattern - Picture : Dynamic (Cool) -Input:TV/DTV/AV1,2,3/Comp/HDMI1,2 -> CR with PWM-Dimming RGB/HDMI-PC -> CR without PWM-Dimming
Color Temperature	Medium	8300	9300	10300				- 85IRE Full White Pattern (216 gray) - Picture : Dynamic (Cool)
	Warm	5500	6500	7500				
	Cool	10000	11000	12000				
Color pull in Range	PAL	-500		+500	Hz			
	NTSC	-500		+500	Hz			
Color killer Sensitivity		-80				dBm		

5-3. FHD Module-42LY3DF (42LY95)

Item		Min	Typ	Max	Unit	Measurement	Result	Remark
Viewing Angle <CR>10>	R/L	178			Viewing Angle <CR>10>	R/L	178	
	U/D	178				U/D	178	
White average brightness	42LY95	350	400	-	cd/m ²			-100IRE Full White Pattern (255 gray) - Picture : Dynamic (Cool)
Brightness uniformity	1.3	0	1.3		cd/m ²			-100IRE Full White Pattern (255 gray) - Picture : Dynamic (Cool)
Color Coordinate	White	X	0.261	0.276	0.291			- 85IRE Full White Pattern (216 gray) - Picture : Dynamic (Cool)
		Y	0.273	0.288				
	Red	X	0.652	0.667	0.682			
		Y	0.307	0.321				
	Green	X	0.168	0.183	0.198			
		Y	0.665	0.710				
	Blue	X	0.121	0.136	0.151			
		Y	0.060	0.075				
Color coordinate uniformity			-0.03	Average	+0.03			- 85IRE Full White Pattern (216 gray) - Picture : Dynamic (Cool)
Contrast Ratio at dark room	CR with PWM-Dimming	4000 : 1	5000 : 1					- Full white(100IRE) - Full black(0IRE) pattern - Picture : Dynamic (Cool) -Input:TV/DTV/AV1,2,3/Comp/HDMI1,2 -> CR with PWM-Dimming RGB/HDMI-PC -> CR without PWM-Dimming
Color Temperature	Medium	8300	9300	10300				- 85IRE Full White Pattern (216 gray) - Picture : Dynamic (Cool)
	Warm	5500	6500	7500				
	Cool	10000	11000	12000				
Color pull in Range	PAL	-500		+500	Hz			
	NTSC	-500		+500	Hz			
Color killer Sensitivity		-80				dBm		

5-3. FHD Module-37LY3DF (37LY95)

Item		Min	Typ	Max	Unit	Measurement	Result	Remark
Viewing Angle <CR>10>	R/L	178			Viewing Angle <CR>10>	R/L	178	
	U/D	178				U/D	178	
White average brightness	37LY95	400	500	-	cd/m ²			- 100IRE Full White Pattern(255 gray) - Picture : Dynamic (Cool)
Brightness uniformity		1.3	0	1.3	cd/m ²			- 100IRE Full White Pattern (255gray) - Picture : Dynamic (Cool)
Color Coordinate	White	X	0.261	0.276	0.291			- 85IRE Full White Pattern (216 gray) - Picture : Dynamic (Cool)
		Y	0.268	0.283	0.298			
	Red	X	0.603	0.618	0.633			
		Y	0.318	0.333	0.348			
	Green	X	0.260	0.275	0.290			
		Y	0.568	0.583	0.598			
	Blue	X	0.132	0.147	0.162			
		Y	0.046	0.061	0.076			
Color coordinate uniformity			-0.03	Average	+0.03			- 85IRE Full White Pattern (216 gray) - Picture : Dynamic (Cool)
Contrast Ratio at dark room	CR with PWM-Dimming CR without PWM-Dimming		4000 : 1 (400:1)	5000 : 1 (600:1)				- Full white(100IRE) - Full black(0IRE) pattern - Picture : Dynamic (Cool) - Input : TV/DTV/AV1,2,3/Comp/HDMI1,2 -> CR with PWM-Dimming RGB/HDMI-PC -> CR without PWM-Dimming
Color Temperature	Medium	8300	9300	10300				- 85IRE Full White Pattern (216 gray) - Picture : Dynamic (Cool)
	Warm	5500	6500	7500				
	Cool	10000	11000	12000				
Color pull in Range	PAL	-500		+500	Hz			
	NTSC	-500		+500	Hz			
Color killer Sensitivity		-80				dBm		

6. Component Video Input (Y, P_B, P_R)

No	Resolution	H-freq(kHz)	V-freq.(kHz)	Pixel clock(MHz)	Proposed
1	720*480	15.73	59.94	13.500	SDTV, DVD 480I(525I)
2	720*480	15.75	60.00	13.514	SDTV, DVD 480I(525I)
3	720*576	15.625	50.00	13.500	SDTV, DVD 576I(625I)
4	720*480	31.47	59.94	27.000	SDTV 480P
5	720*480	31.50	60.00	27.027	SDTV 480P
6	720*576	31.25	50.00	27.000	SDTV 576P
7	1280*720	44.96	59.94	74.176	HDTV 720P
8	1280*720	45.00	60.00	74.250	HDTV 720P
9	1280*720	37.50	50.00	74.25	HDTV 720P
10	1920*1080	33.72	59.94	74.176	HDTV 1080I
11	1920*1080	33.75	60.00	74.250	HDTV 1080I
12	1920*1080	28.125	50.00	74.250	HDTV 1080I
13	1920*1080	67.50	60.00	148.50	HDTV 1080P

7. RGB Input (PC)

No	Resolution	H-freq(kHz)	V-freq.(Hz)	Pixel clock(MHz)	Proposed	Remarks
1.	720*400	31.468	70.08	28.32		
2.	640*480	31.469 37.500	59.94 75.00	25.17 31.50	VESA	848*480 60Hz, 852*480 60Hz ->No signal 640*480 60Hz Display
3	800*600	37.879 46.875	60.31 75.00	40.00 49.50	VESA	
4.	832*624	49.725	74.55	57.283	Macintosh	
5	1024*768	48.363 56.476 60.023	60.00 70.00 75.03	65.00 75.00 78.75	VESA(XGA)	
6	1280*768	47.693	59.99	80.125	WXGA	
7	1360*768	47.649	59.94	84.625	WXGA	
8	1366*768	47.649	59.94	84.625	WXGA	
9	1280*1024	63.595	60.0	108.875	SXGA	
10	1400*1050	65.160	60.0	122.50	SXGA	
11	1920*1080	66.647	59.988	138.625	WUXGA	Reduced Blanking Timing

7-1. EDID Input (PC)

	0	1	2	3	4	5	6	7	8	9	A	B	C	D	E	F
0	0	FF	FF	FF	FF	FF	FF	0	1E	6D	72	75	1	1	1	1
10	9	10	1	3	1	46	27	78	EA	D9	B0	A3	57	49	9C	25
20	11	49	4B	A5	6E	0	31	40	45	40	61	40	81	80	90	40
30	D1	C0	1	1	1	1	1A	36	80	A0	70	38	1F	40	30	20
40	35	0	E8	26	32	0	0	1A	DA	2F	78	E0	51	1A	25	40
50	58	98	14	0	E8	26	32	0	0	1A	0	0	0	FD	0	39
60	4B	1F	54	12	0	0A	20	20	20	20	20	20	0	0	0	FC
70	0	33	37	4C	46	36	35	2D	5A	43	20	20	20	20	0	FF

<Example : 37LF65-ZC RGB EDID data>

6CH – 7DH : Model name

7EH : No Extension EDID Block

7FH : Check sum

Model Name : 47LB5DF-ZC (47LF65-ZC) / Check Sum : FE

Model Name : 42LB5DF-ZC (42LF65-ZC) / Check Sum : 03

Model Name : 37LB5DF-ZC (37LF65-ZC) / Check Sum : FF

Model Name : 47LY3DF-ZA (47LY95-ZA) / Check Sum : EA

Model Name : 42LY3DF-ZA (42LY95-ZA) / Check Sum : EF

Model Name : 37LY3DF-ZA (37LY95-ZA) / Check Sum : EB

8. HDMI Input (DTV)

No	Resolution	H-freq(kHz)	V-freq.(kHz)	Pixel clock(MHz)	Proposed	Remarks
1.	720*480	31.47	59.94	27.00	SDTV 480P(4:3)	If change PC 640*480 60Hz Display
2.	720*480	31.50	60	27.027	SDTV 480P(4:3)	
3.	640*480	31.469	59.94	25.175	SDTV 480P(4:3)	
4.	640*480	31.469	60.00	25.20	SDTV 480P(4:3)	
5.	720*480	31.47	59.94	27.000	SDTV 480P(16:9)	
6.	720*480	31.50	60.00	27.027	SDTV 480P(16:9)	
7.	720*576	31.25	50.00	27.000	SDTV 576P	
8.	1280*720	37.50	50.00	74.176	HDTV 720P	
9.	1280*720	44.96	59.94	74.176	HDTV 720P	If change PC 1280*720 60Hz Display
10.	1280*720	45.00	60.00	74.250	HDTV 720P	
11	1920*1080	33.72	59.94	74.176	HDTV 1080I	
12	1920*1080	33.75	60.00	74.250	HDTV 1080I	
13	1920*1080	28.125	50.00	74.250	HDTV 1080I 50Hz	
14	1920*1080	27.000	24.00	74.250	HDTV 1080P 24Hz	
15	1920*1080	56.250	50	148.500	HDTV 1080P 50Hz	
16	1920*1080	67.433	59.94	148.352	HDTV 1080P	If change PC 1920*1080 60Hz Display
17	1920*1080	67.500	60	148.500	HDTV 1080P	

8. HDMI Input (PC)

No	Resolution	H-freq(kHz)	V-freq.(Hz)	Pixel clock(MHz)	Proposed	Remarks
1.	720*400	31.468	70.08	28.32		
2.	640*480	31.469 37.500	59.94 75.00	25.17 31.50	VESA	If change DTV 480p Display 848*480 60Hz, 852*480 60Hz : No signal
3	800*600	37.879 46.875	60.31 75.00	40.00 49.50	VESA	
4.	832*624	49.725	74.55	57.283	Macintosh	
5	1024*768	48.363 56.476 60.023	60.00 70.00 75.03	65.00 75.00 78.75	VESA(XGA)	
6	1280*768	47.693	59.99	80.125	WXGA	
7	1360*768	47.649	59.94	84.625	WXGA	
8	1366*768	47.649	59.94	84.625	WXGA	
9	1280*1024	63.595	60.0	108.875	SXGA	
10	1400*1050	65.160	60.0	122.50	SXGA	Reduced Blanking Timing
11	1600*1200	74.077	60.0	130.375	UXGA	1920*1200 60Hz No Signal
12	1920*1080	66.647	59.988	138.625	WUXGA	Reduced Blanking Timing If change DTV 1080p Display

8-1. EDID Input (HDMI)

	0	1	2	3	4	5	6	7	8	9	A	B	C	D	E	F
0	0	FF	FF	FF	FF	FF	FF	0	1E	6D	72	75	1	1	1	1
10	9	10	1	3	80	46	27	78	EA	D9	B0	A3	57	49	9C	25
20	11	49	4B	A5	6E	0	31	40	45	40	61	40	81	80	90	40
30	A9	40	D1	C0	1	1	1A	36	80	A0	70	38	1F	40	30	20
40	35	0	E8	26	32	0	0	1A	1B	21	50	A0	51	0	1E	30
50	48	88	35	0	BC	86	21	0	0	1C	0	0	0	FD	0	39
60	4B	1F	54	12	0	0A	20	20	20	20	20	20	0	0	0	FC
70	0	33	37	4C	46	36	35	2D	5A	43	20	20	20	20	1	D8
80	2	3	21	F1	4E	81	2	3	15	12	13	4	14	5	20	21
90	22	1F	10	23	9	7	7	83	1	0	0	65	3	0C	0	10
A0	0	1	1D	0	80	51	D0	1C	20	40	80	35	0	BC	88	21
B0	0	0	1E	8C	0A	D0	8A	20	E0	2D	10	10	3E	96	0	13
C0	8E	21	0	0	18	2	3A	80	18	71	38	2D	40	58	2C	45
D0	0	6	44	21	0	0	1E	1	1D	80	18	71	1C	16	20	58
E0	2C	25	0	C4	8E	21	0	0	9E	4E	1F	0	80	51	0	1E
F0	30	40	80	37	0	BC	88	21	0	0	18	0	0	0	0	1D

<Example : 37LF65-ZC HDMI1 EDID data>

6CH – 7DH : Model name

7EH : Extension EDID Block

7FH : Check sum

9FH : Vendor specification Block (10 : HDMI1, 20 : HDMI2)

FFH : Check sum valid

Model Name : 47LB5DF-ZC (47LF65-ZC) / Check Sum HDMI1 : D71D , HDMI2 : D70D

Model Name : 42LB5DF-ZC (42LF65-ZC) / Check Sum HDMI1 : DC1D , HDMI2 : DC0D

Model Name : 37LB5DF-ZC (37LF65-ZC) / Check Sum HDMI1 : D81D , HDMI2 : D80D

Model Name : 47LY3DF-ZA (47LY95-ZA) / Check Sum HDMI1 : C31D , HDMI2 : C30D

Model Name : 42LY3DF-ZA (42LY95-ZA) / Check Sum HDMI1 : C81D , HDMI2 : C81D

Model Name : 37LY3DF-ZA (37LY95-ZA) / Check Sum HDMI1 : C41D , HDMI2 : C41D

9. MODULE

9-1. General specifications-47LB5DF (47LF65): LC470WU1-SLB2

No	Item	Min	Typ	Max	Unit	Remark
1	Display area	1039.68 (H) * 584.82(V)			mm	
2	Outline dimension	1096 (W) x 640 (H) x 48.1 (D) with inverter			mm	
3	Number of Pixels	1920 (H) x 1080(V)				1Pixel=3RGB Cells
4	Cell pitch	541.5um (H) x 541.5um (V)			um	G cell
5	Color arrangement	RGB stripe arrangement				
6	Weight(net)		20		Kg	Net 1EA

9-2. General specifications-42LB5DF (42LF65): LC420WU2-SLB1

No	Item	Min	Typ	Max	Unit	Remark
1	Display area	930.24 (H) * 523.26 (V)			mm	
2	Outline dimension	983 (W) x 576 (H) x 51 (D) with inverter			mm	
3	Number of Pixels	1920 (H) x 1080(V)				1Pixel=3RGB Cells
4	Cell pitch	484.5um (H) x 484.5um (V)			um	G cell
5	Color arrangement	RGB stripe arrangement				
6	Weight(net)		13		Kg	Net 1EA

9-3. General specifications-37LB5DF (37LF65): LC370WU1-SL01

No	Item	Min	Typ	Max	Unit	Remark
1	Display area	819.36 (H) * 460.89 (V)			mm	
2	Outline dimension	877 (W) x 516.8 (H) x 55.5 (D) with inverter			mm	
3	Number of Pixels	1920 (H) x 1080(V)				1Pixel=3RGB Cells
4	Cell pitch	426.75um (H) x 426.75um (V)			um	G cell
5	Color arrangement	RGB stripe arrangement				
6	Weight(net)		10.5		Kg	Net 1EA

9-4. General specifications-47LY3DF (47LY95): LC470WU4-SLC1

No	Item	Min	Typ	Max	Unit	Remark
1	Display area	1039.68(H) * 584.82(V)			mm	
2	Outline dimension	1096 (W) x 640 (H) x 51(D) with inverter			mm	
3	Number of Pixels	1920 (H) x 1080(V)				1Pixel=3RGB Cells
4	Cell pitch	541.5um (H) x 541.5um (V)			um	G cell
5	Color arrangement	RGB stripe arrangement				
6	Weight(net)		16.5		Kg	Net 1EA

9-5. General specifications-42LY3DF (42LY95): LC420WU2-SLC1

No	Item	Min	Typ	Max	Unit	Remark
1	Display area	930.24(H) * 523.26(V)mm				
2	Outline dimension	983(W) x 576 (H) x 51(D) with inverter			mm	
3	Number of Pixels	1920 (H) x 1080(V)				1Pixel=3RGB Cells
4	Cell pitch	484.5um (H) x 484.5um (V)			um	G cell
5	Color arrangement	RGB stripe arrangement				
6	Weight(net)		13		Kg	Net 1EA

10. Mechanical specification

10-1. 47LB5DF (47LF65)

No	Item		Content			Remark
1	Product Dimension		Width (W)	Length (D)	Height (H)	
		Before Packing	1144.5	331	825.6	With Stand
		After Packing	1230	410	912	
2	Product Weight	Only SET	37.46 kg			With Stand
		With BOX	44.7 kg			

10-2. 42LB5DF (42LF65)

No	Item		Content			Remark
1	Product Dimension		Width (W)	Length (D)	Height (H)	
		Before Packing	1033.1	300	750	With Stand
		After Packing	1119	374	858	With Stand
2	Product Weight	Only SET	27.5Kg			With Stand
		With BOX	32.5Kg			

10-3. 37LB5DF (37LF65)

No	Item		Content			Remark
1	Product Dimension		Width (W)	Length (D)	Height (H)	
		Before Packing	1113.3	294.3	722.5	With Stand
		After Packing	1191	378	835	With Stand
2	Product Weight	Only SET	30.1Kg			With Stand
		With BOX	34.6Kg			

10-4. 47LY3DF (47LY95)

No	Item		Content			Remark
1	Product Dimension		Width (W)	Length (D)	Height (H)	
		Before Packing	1236.8	325.6	795.5	With Stand
		After Packing	1331	409	888	With Stand
2	Product Weight	Only SET	39.5Kg			With Stand
		With BOX	44.6Kg			

10-5. 42LY3DF (42LY95)

No	Item		Content			Remark
			Width (W)	Length (D)	Height (H)	
1	Product Dimension					
		Before Packing	1113.3	294.3	722.5	With Stand
		After Packing	1191	378	835	With Stand
2	Product Weight	Only SET	30.1Kg			With Stand
		With BOX	34.6Kg			

10-6. 37LY3DF (37LY95)

No	Item		Content			Remark
			Width (W)	Length (D)	Height (H)	
1	Product Dimension					
		Before Packing	1005	267	653	With Stand
		After Packing	1080	241	828	With Stand
2	Product Weight	Only SET	23.0Kg			With Stand
		With BOX	28.3Kg			

ADJUSTMENT INSTRUCTION

1. Application Range

This spec. sheet is applied to all of the LD75A chassis manufactured at LG TV Plant all over the world.
Ex.) LD75A : 37/42/47LB5DF-ZC, 37/42/47LY3DF-ZA

2. Specification

- 1.1 Because this is not a hot chassis, it is not necessary to use an isolation transformer.
However, the use of isolation transformer will help to protect test instruments.
- 1.2 Adjustment must be done in the correct sequence.
- 1.3 The adjustment must be performed at 25±5°C temperature and 65±10% relative humidity if there is no specified designation.
- 1.4 The input voltage of the receiver must be kept between 100~220V, 50/60Hz.
- 1.5 Before adjustment, execute Heat-Run for 30 minutes at RF no signal.

3. Channel Recover

* Use Channel Recover of System Control3 of Service Menu. You can load The Channel Map In LGEMA and LGEWR

- 1) Press ADJ key on Service Remote Control. And then Choice System Control3.
- 2) Choice Channel Recover.
- 3) Press "▶" key. You can See "OK" letter. And Then The Set power off automatically.
- 3) After Turn on the SET. You can confirm The Channel map on Programme Edit OSD.
Warning ... If you press IN-STOP key, The channel map will disappear.

4. EDID

* When do Set Assembly, EDID data must scan in DDC line.

Caution

- * Use the proper signal cable for EDID Download
 - Analog EDID : Pin3 exists
 - Digital EDID : Pin3 exists
- * Caution: - Never connect HDMI & D-sub Cable at the same time.
- Use the proper cables below for EDID Writing.

4.1. EDID Data

Item	Condition	Hex(16) Data
Manufacturer ID	GSM	1E6D
Version	Digital : 1	01
Revision	Digital : 3	03

4.2. Data (Refer to Product specification) 1> ANALOG (128Bytes)

00	00	01	02	03	04	05	06	07	08	09	0A	0B	0C	0D	0E	0F
00	00	FF	FF	FF	FF	FF	FF	00	1E	6D		(a)			(b)	
01	(c)		01	03	01	46	27	78	EA	D9	B0	A3	57	49	9C	25
02	11	49	4B	A5	6E	80	31	40	45	40	61	40	D1	C0	01	01
03	01	01	01	01	01	01	1B	21	50	A0	51	00	1E	30	48	88
04	35	00	BC	88	21	00	00	1C	4E	1F	00	80	51	00	1E	30
05	35	00	BC	88	21	00	00	1C	4E	1F	00	80	51	00	1E	30
06	4B	1F	3D	09	00	0A	20	20	20	20				(d)		
07																(e)

2> HDMI (256Bytes)

00	01	02	03	04	05	06	07	08	09	0A	0B	0C	0D	0E	0F	
00	00	FF	FF	FF	FF	FF	FF	00	1E	6D		(a)			(b)	
01	(c)		01	03	80	46	27	78	EA	D9	B0	A3	57	49	9C	25
02	11	49	4B	00	00	00	01	01	01	01	01	01	01	01	01	01
03	01	01	01	01	01	01	8C	0A	D0	8A	20	E0	2D	10	10	3E
04	96	00	C4	8E	21	00	00	18	8C	0A	D0	90	20	40	31	20
05	0C	40	55	00	C4	8E	21	00	00	18					(d)	
06																(e)
07	00	38	4B	1F	3D	09	00	0A	20	20	20	20	20	20	01	(f)
00	02	03	1E	F1	4B	82	11	01	03	12	13	04	14	05	1F	10
01	20	21	22	23	09	07	07	83	01	00	00	65	03	0C	00	10
02	00	01	1D	00	BC	52	D0	1E	20	B8	28	55	40	C4	8E	21
03	00	00	1E	01	1D	00	72	51	D0	1E	20	6E	28	55	00	C4
04	8E	21	00	00	1E	01	1D	80	D0	72	1C	16	20	10	2C	25
05	80	C4	8E	21	00	00	9E	01	1D	80	18	71	1C	16	20	58
06	2C	25	00	C4	8E	21	00	00	9E	8C	0A	D0	90	20	40	31
07	20	0C	40	55	00	13	8E	21	00	00	18	00	00	00	00	CA

* Detail EDID Options are below (a, b, c, d, e)

(a) Product ID

Model Name	Product ID	Product ID		
		DEC	Hex	EDID Table
37/42/47LF65	XXXX	XX	XX	XXXX
37/42/47LY95	XXXX	XX	XX	XXXX

(c) Month, Year : Controlled on production line:
ex) Monthly : '09' -> '09'
Year : '2006' -> '10'

(d) Model Name(Hex) :

Model Name	Model Name(Hex)
37/42/47LF65	XXXX
37/42/47LY95	XXXX

(e) Checksum : Changeable by total EDID data.

* Before AV ADC Calibration, should be executed the Tool Option setting.

5. Method of Tool Option setting

- 5.1. Press ADJ Key in the Adjust remote.
- 5.2. Select "Tool Option1 and 2" by using ▲▼(CH+/-) key, and Press Number Key.
- 5.3. Model Table.

Model name	Tool Option1	Tool Option2
37LF65	2320	1701
42LF65	2324	1701
47LF65	2328	1701
37LY95	2384	1701
42LY95	2391	1701
47LY95	2395	1701

- 5.4. After changing, push the EXIT Key.

6. ADC Calibration

- * Before adjusting White-balance , the AV ADC should be done.

ADC	AV		Component	RGB-PC
MSPG925FS	PAL		Model:215 (720P)	Model: 3 (1024*768 60Hz) Pattern: 65
	INPUT SELECT	AV3	Pattern:65	
	Model:202(PAL-BGDHI)		*720P/50Hz 7 Color Bar	
	Pattern: 65			
	*PAL 7 Color Bar			

- * Caution : - System control RS-232 Host should be "PC" for adjustment.
- Before AV ADC Calibration, execute the "Panel size selection" (only LCD model)

6.1. Adjustment of AV

- Mandatory point : All models are adjusted PAL in AV mode

* Required Equipments

- Remote controller for adjustment.
- MSPG-925FS Pattern Generator (Which has Video Signal: 7 Color Bar Pattern shown in Fig. 1).
- Model : 202 / Pattern : 65
PAL-BGDHI (composite signal)

6.1.1 Method of Auto AV Color Balance(PAL_BGDHI).

- 1) Input the Video Signal: 7 Color Bar signal into AV3.
- 2) Set the PSM to Dynamic mode in the Picture menu.



[Fig.1]

- 3) Press IN-START key on R/C for adjustment.



- 4) Press the ►(Vol.+) key to operate the set, then it becomes automatically.
- 5) After downloading complete, the 'OK' word appears.
- 6) Auto-RGB OK means the adjustment is completed.

6.2. Adjustment of Component

* Required Equipments

- Remote controller for adjustment.
- MSPG-925FS Pattern Generator. (Which has 720p/50Hz YPbPr output Pattern shown in Fig. 2)
-> Model : 215 / Pattern : 65

6.2.1 Method of Auto Component Color Balance

- 1) Input the Component 720p/50Hz 7 Color Bar(MSPG-925FS model:215, pattern:65) signal into Component.
- 2) Set the PSM to Dynamic mode in the Picture menu.



[Fig.2]

- 3) Press the IN-START key on R/C for adjustment.



- 4) Press the ►(Vol.+) key to operate the set , then it becomes automatically.
- 5) After downloading complete, the 'OK' word appears.
- 6) Auto-RGB OK means the adjustment is completed.

6.3. Adjustment of RGB

* Required Equipments

- Remote controller for adjustment.
- MSPG-925FS Pattern Generator (Which has XGA [1024*768] 60Hz 1/2 black & white pattern shown in Fig. 3)

6.3.1 Method of Auto RGB Color Balance

- 1) Input the PC 1024x768 @ 60Hz 1/2 black & white pattern (MSPG-925FS, Model:3, Pattern:65) into RGB. (using D-sub to D-sub cable)
- 2) Set the PSM to Dynamic mode in the Picture menu.

3) Press the IN-START key on R/C for adjustment.



[Fig.3]

4) Press the ►(Vol.+) key to operate the set , then it becomes automatically.



5) After downloading complete, the 'OK' word appears.
6) Auto-RGB OK means adjustment is completed.

7. White Balance

* Test Equipment

- Color Analyzer (CA-210, CA-100+ / CH.9)

-> When you adjust LCD color temperature, on Color analyzer (CA-210, CA-100+), you should use Channel 9 which is Matrix compensated (White, Red, Green, Blue revised) by CS-1000 and adjust in accordance with White balance adjustment coordinate which is specified on the next.

* Color temperature standards according to CSM and Module.

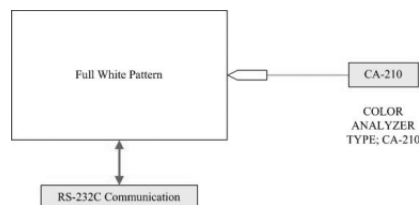
CSM	LCD
Cool	11,000k
Medium	9,300k
Warm	6,500k

* White balance adjustment coordinate and color temperature.

	CS-1000	CA-210 (CH 9)	CA-100+ (CH 9)
Cool			
X	0.276 ± 0.002	0.276 ± 0.002	0.276 ± 0.002
Y	0.283 ± 0.002	0.283 ± 0.002	0.283 ± 0.002
Temp	11000	1000	11000
△uv	0.000	0.000	0.000
Medium			
X	0.285 ± 0.002	0.285 ± 0.002	0.285 ± 0.002
Y	0.293 ± 0.002	0.293 ± 0.002	0.293 ± 0.002
Temp	9300	9300	9300
△uv	0.000	0.000	0.000
Warm			
X	0.313 ± 0.002	0.313 ± 0.002	0.313 ± 0.002
Y	0.329 ± 0.002	0.329 ± 0.002	0.329 ± 0.002
Temp	6500	6500	6500
Temp	0.003	0.003	0.003

- PC (for communication through RS-232C) -> UART
Baud rate : 115200 bps

* Connecting picture of the measuring instrument (On Automatic control)
Inside PATTERN is used when W/B is controlled.
Connect to auto controller or push control R/C IN-START -> Enter the mode of White-Balance, the pattern will come out.



[Fig.4] connecting picture (On Automatic Control)

* Auto-control interface and directions

- Adjust in the place where the influx of light like floodlight around is blocked. (illumination is less than 10ux).
- In case of PDP: Measure and adjust after sticking the Color Analyzer (CA-100+, CA210) to the side of the module.

In case of LCD: Adhere closely the Color Analyzer (CA210) to the module less than 10cm distance, keep it with the surface of the Module and Color Analyzer's Prove vertically.(80~100°).

- Aging time
 - After aging start, keep the power on (no suspension of power supply) and heat-run over 15 minutes.
 - In case of PDP, keep white pattern using inside pattern.
 - In case of LCD, using 'no signal' or 'full white pattern' or the others, check the back light on.

7.1 Auto white Balance

- setup is done.
- Test Equipment
Color Analyzer (CA210, CA-100+)
PC (for communication through RS-232C)
RS-232 Host Ę PC
UART Baud rate Ę 115200
Download Ę Cortez

*** When press Power-on key, this point is automatically setuped. Pattern Generator (MSPG-925F)

7.2 Manual white Balance

* One of R Gain / G Gain / B Gain should be kept on 80, and others are controlled lowering from 80

- Press "power on" of the control R/C, set heat run to white by pressing ►, and heat run over 15 minutes (Set : RS-233 Host : PC, Baud Rate : 115200bps, Download: Cortez).
- Zero Calibrate CA-100+, and when controlling, stick the sensor to the center of LCD module surface.
- Double click In-start key on Controlling R/C and get in 'white balance'.
- Set test-pattern on and display inside pattern. Control is carried out on three color temperature, COOL, MEDIUM, WARM. (Control is carried out three times.)

5) When the R/G/B GAIN is 80 on OSD, it is the FULL DYNAMIC Range of the Module. In order to control white balance without the saturation of FULL DYNAMIC Range and DATA, one of R Gain / G Gain / B Gain should be kept on 80, and other two is controlled lowering from 80.

* Color Temperature: Cool, Medium, Warm

1. When R GAIN is set to 80
 - Control G GAIN and B GAIN by lowering from 80.
2. When B GAIN is set to 80
 - Control R GAIN and G GAIN by lowering from 80.
3. When G GAIN is set to 80
 - Control R GAIN and B GAIN by lowering from 192.

One of R Gain / G Gain / B Gain should be kept on 80, and adjust other two lower than 80.

(When R/G/B GAIN are all 80, it is the FULL DYNAMIC Range of Module)

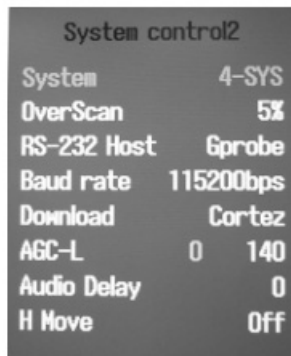
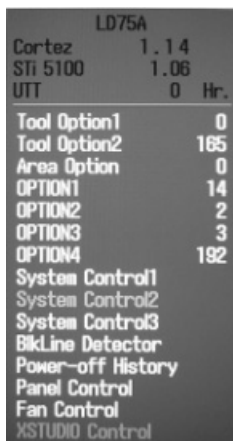
8. Set Information(Serial No & Model name)

1) Setting up like bottom figure(After setting white balance, this is set)

(Setting: Press ADJ Key in the Adjust remocon.

Select "System Control 2" by using ▲/▼ (CH+/-) key, and press ■ (ENTER)

Using Adjust remocon, RS-232 Host & Baud Rate & Download value change)



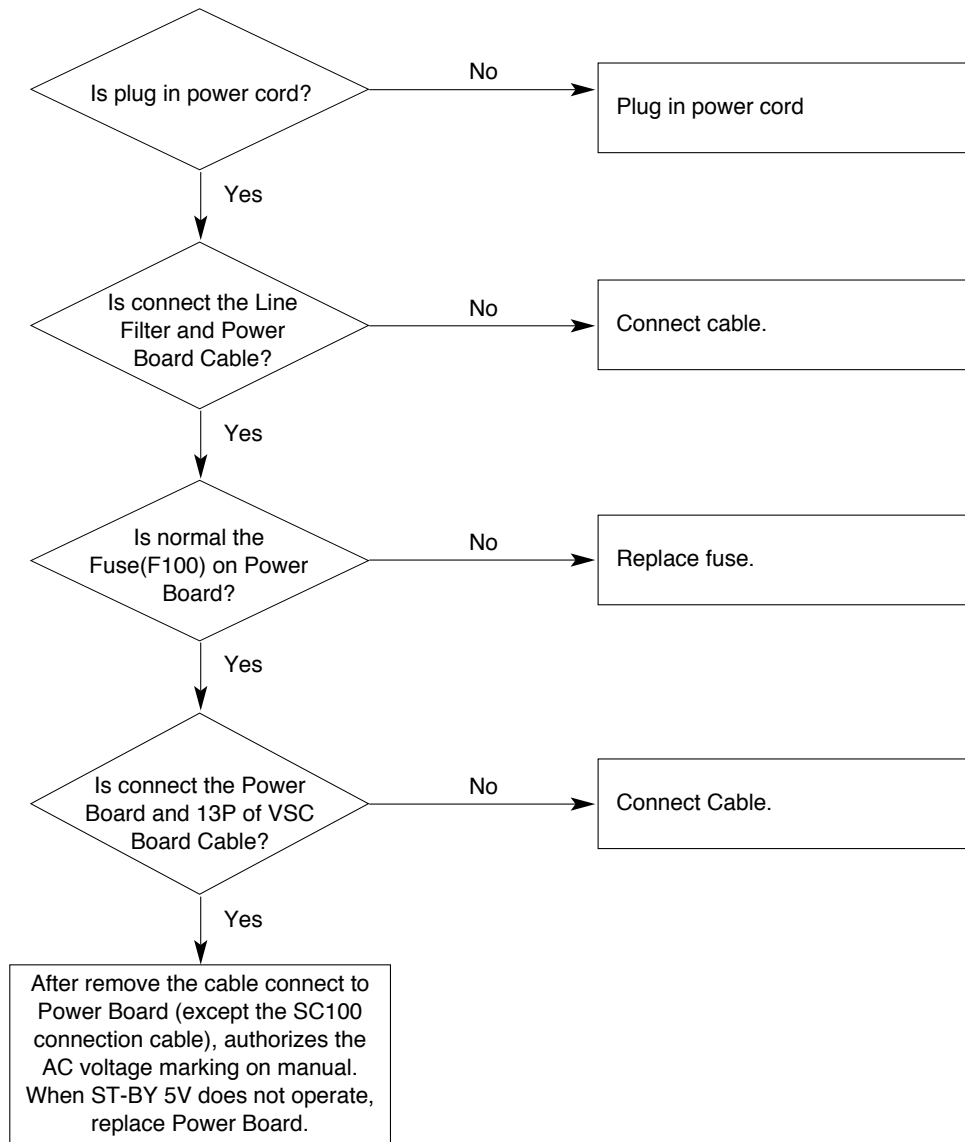
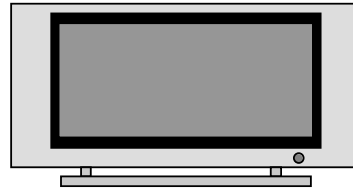
TROUBLESHOOTING

1. No power

(1) Symptom

- 1) Doesn't minute discharge at module.
- 2) Non does not come in into the front LED.

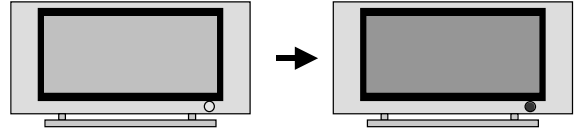
(2) Check follow



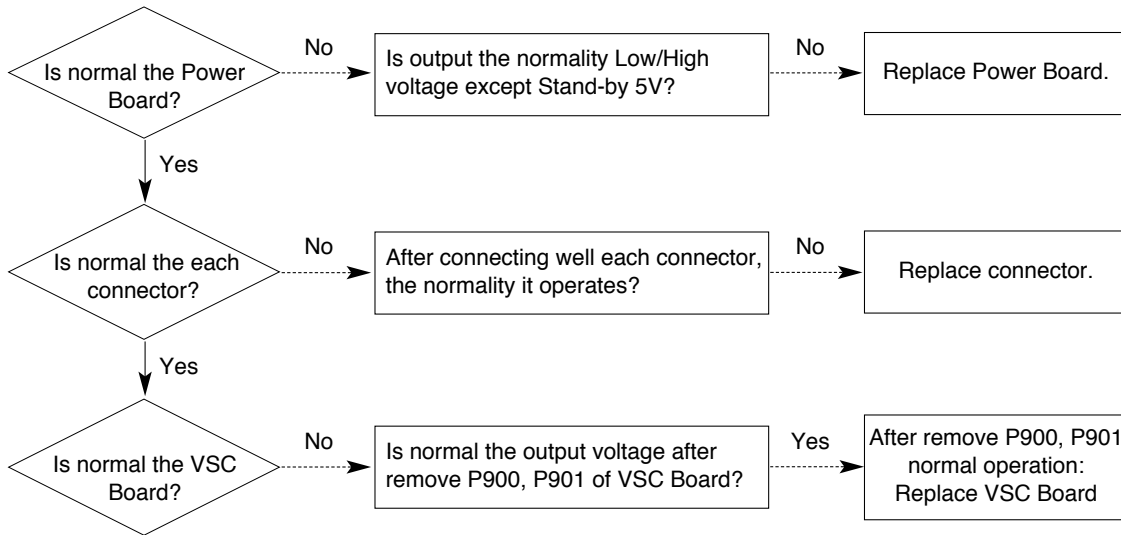
2. Protect mode

(1) Symptom

- 1) After once shining, it does not discharge minutely from module.
- 2) The relay falls.(The sound is audible "Click".)
- 3) It is converted with the color where the front LED is red from green.



(2) Check follow

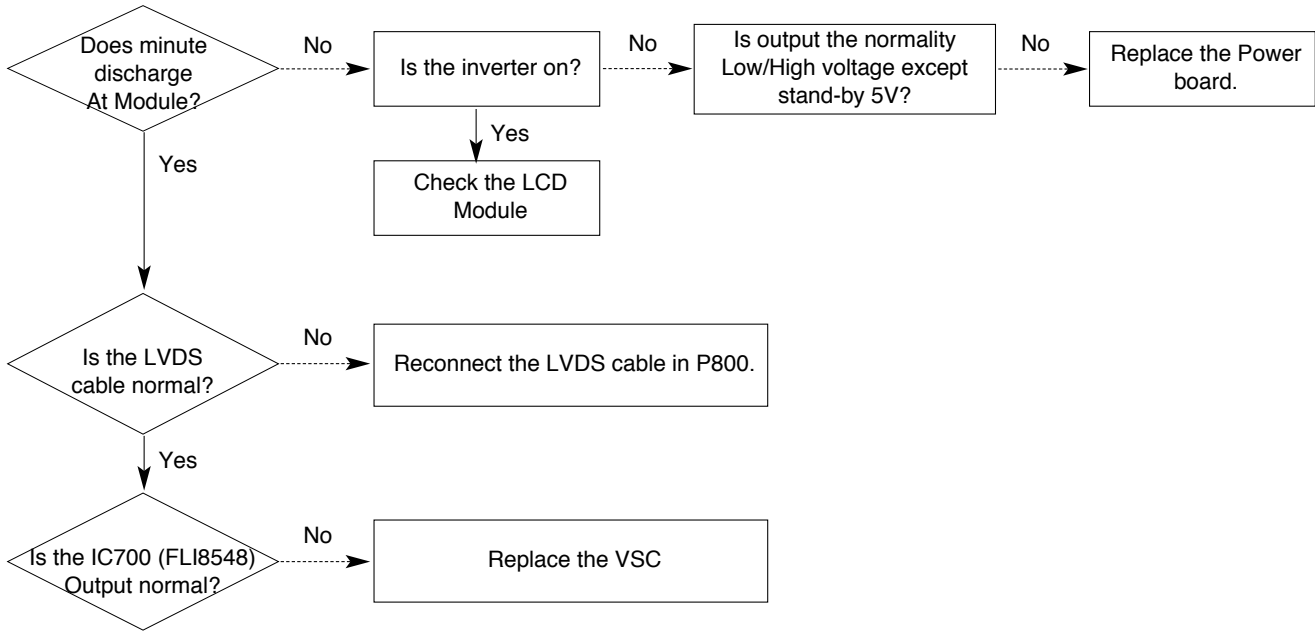
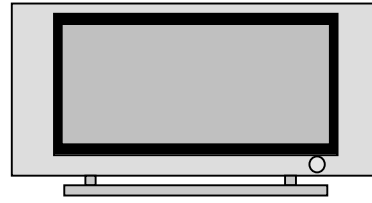


3. No Raster

(1) Symptom

- 1) No OSD and image occur at screen.
- 2) It maintains the condition where the front LED is green

(2) Check follow



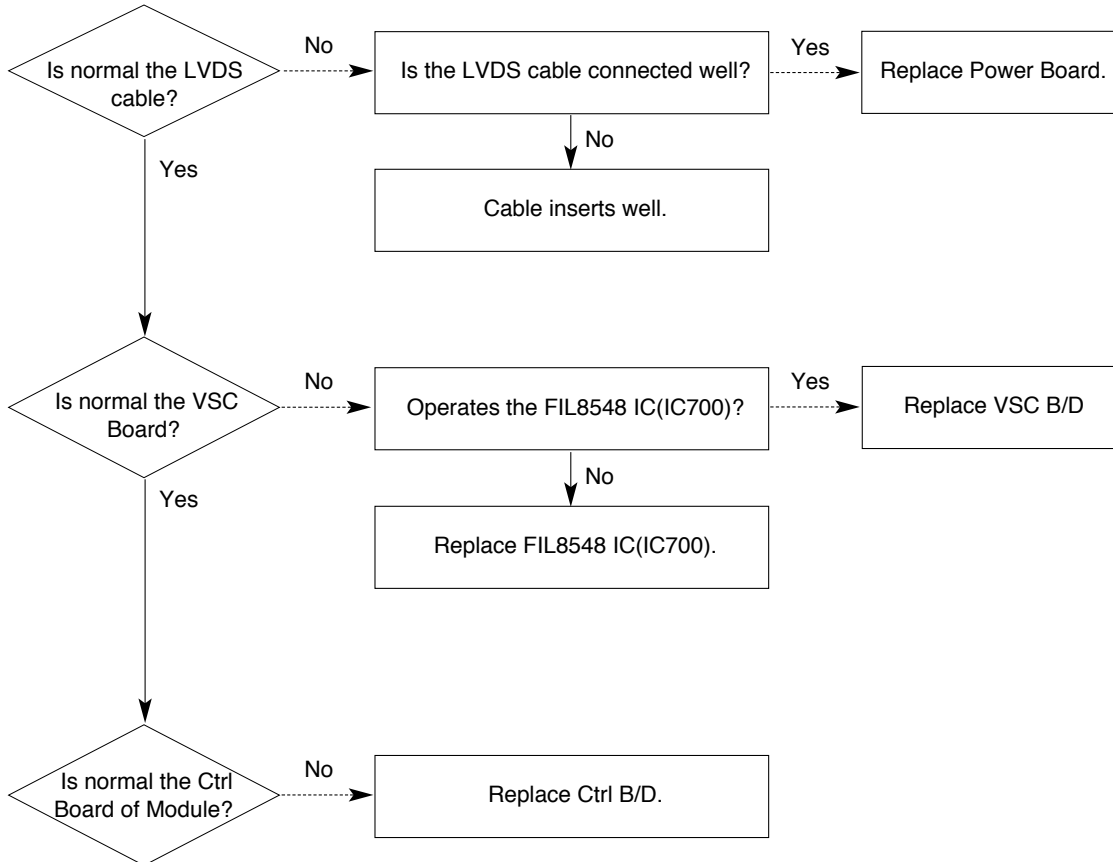
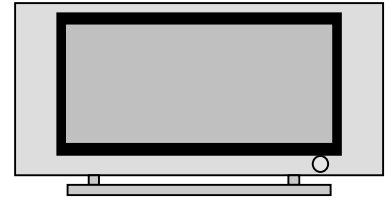
4. In case of occur strange screen into specific mode

1) In case of doesn't display the OSD

(1) Symptom

- 1) LED is green.
- 2) The minute discharge continuously becomes accomplished from module

(2) Check follow



2) In case of doesn't display the screen into specific mode

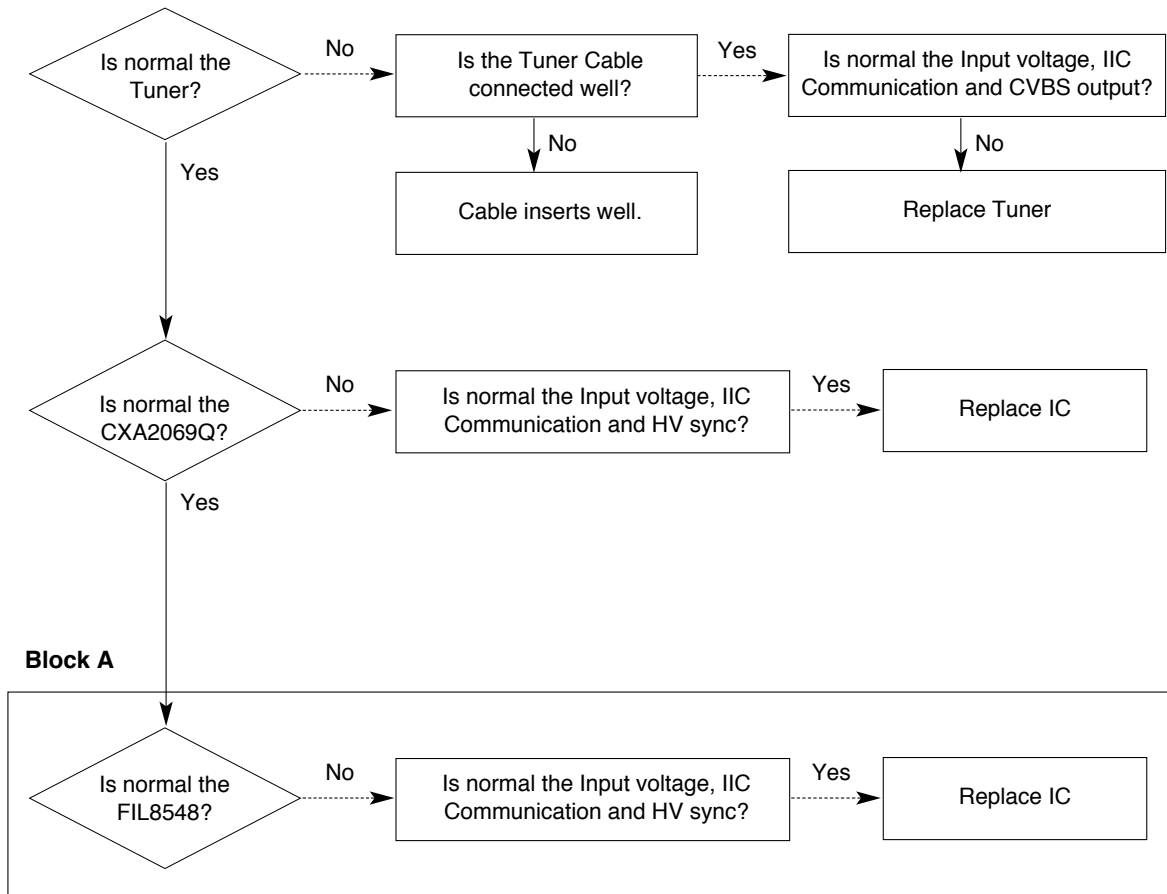
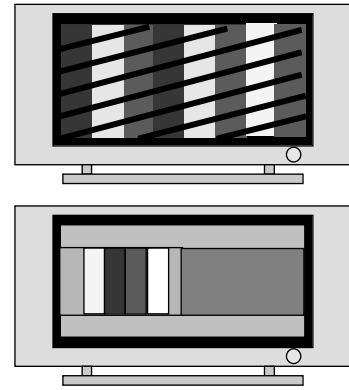
(1) Symptom

- The screen does not become the display from specific input mode (RF, AV, Component, RGB, DVI).

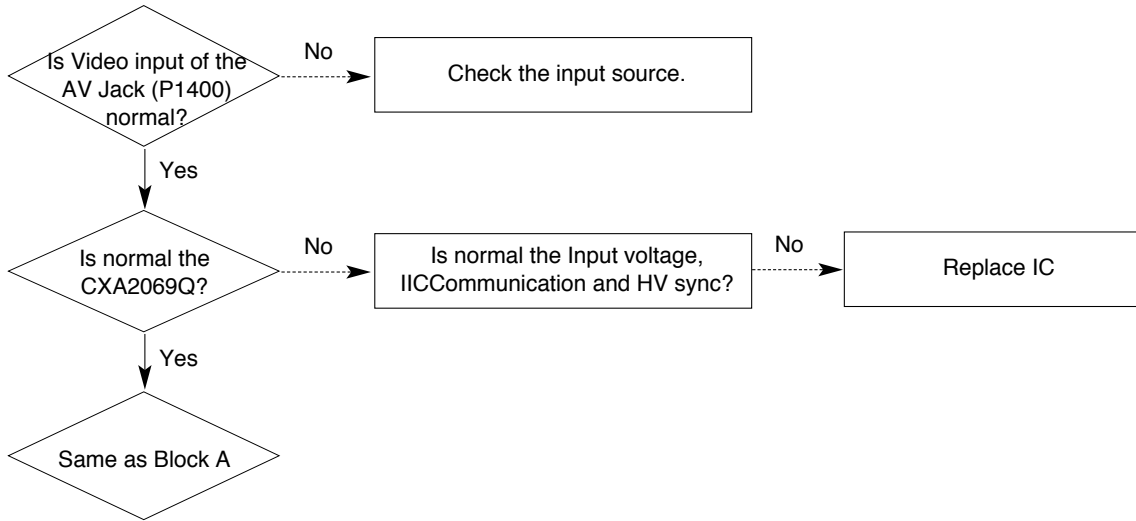
(2) Check follow

- (1) Check the all input mode should become normality display.
- (1) Check the Video(Main)/Data(Sub), Video(Main)/Video(Sub) should become normality display from the PIP mode or DW mode. (Re-Check it Swap)

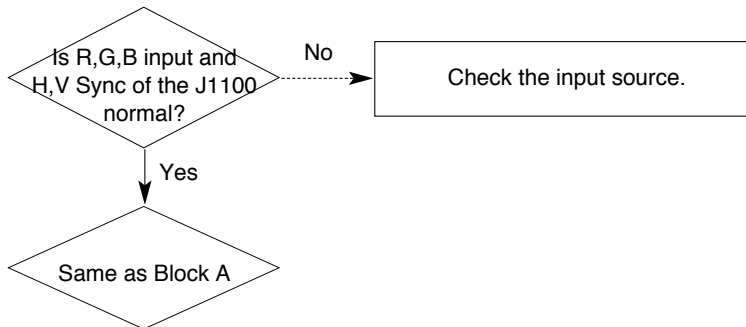
(3) In case of becomes unusual display from RF mode



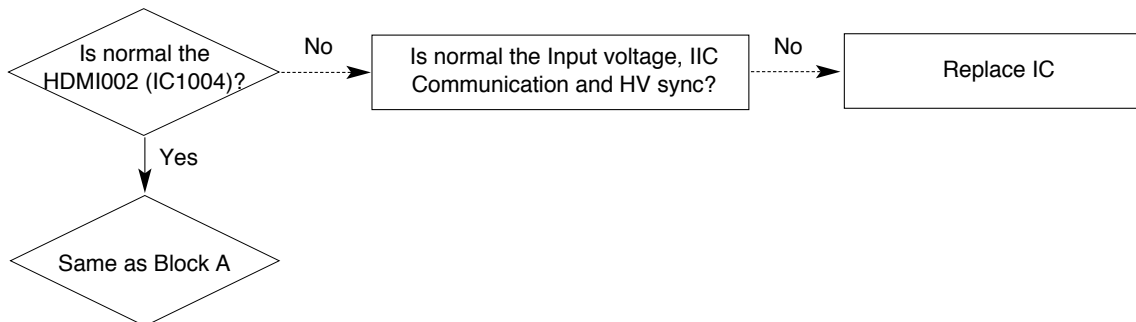
(4) In the case of becomes unusual display from side S-video/AV mode



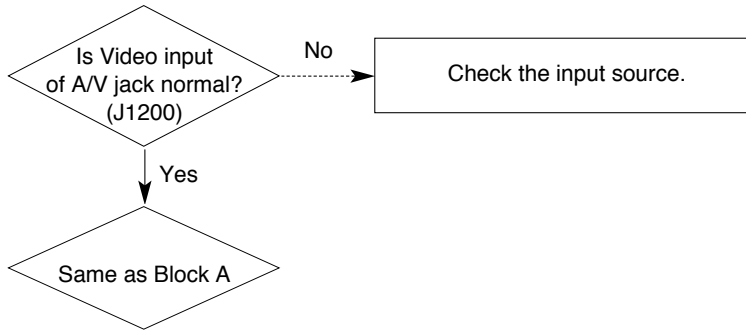
(5) In the case of becomes unusual display from Component, RGB mode



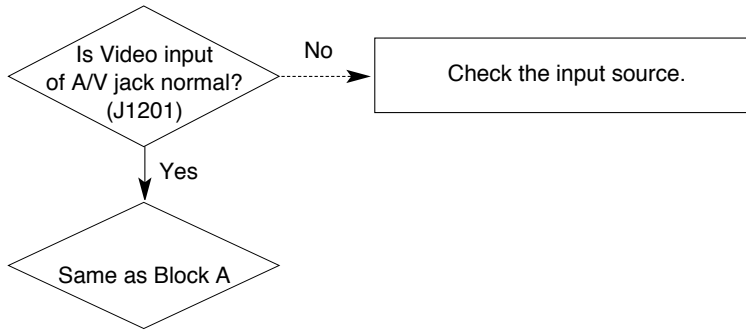
(6) In the case of becomes unusual display from HDMI mode



(7) In the case of becomes unusual display from SCART1 mode




(8) In the case of becomes unusual display from SCART2 mode



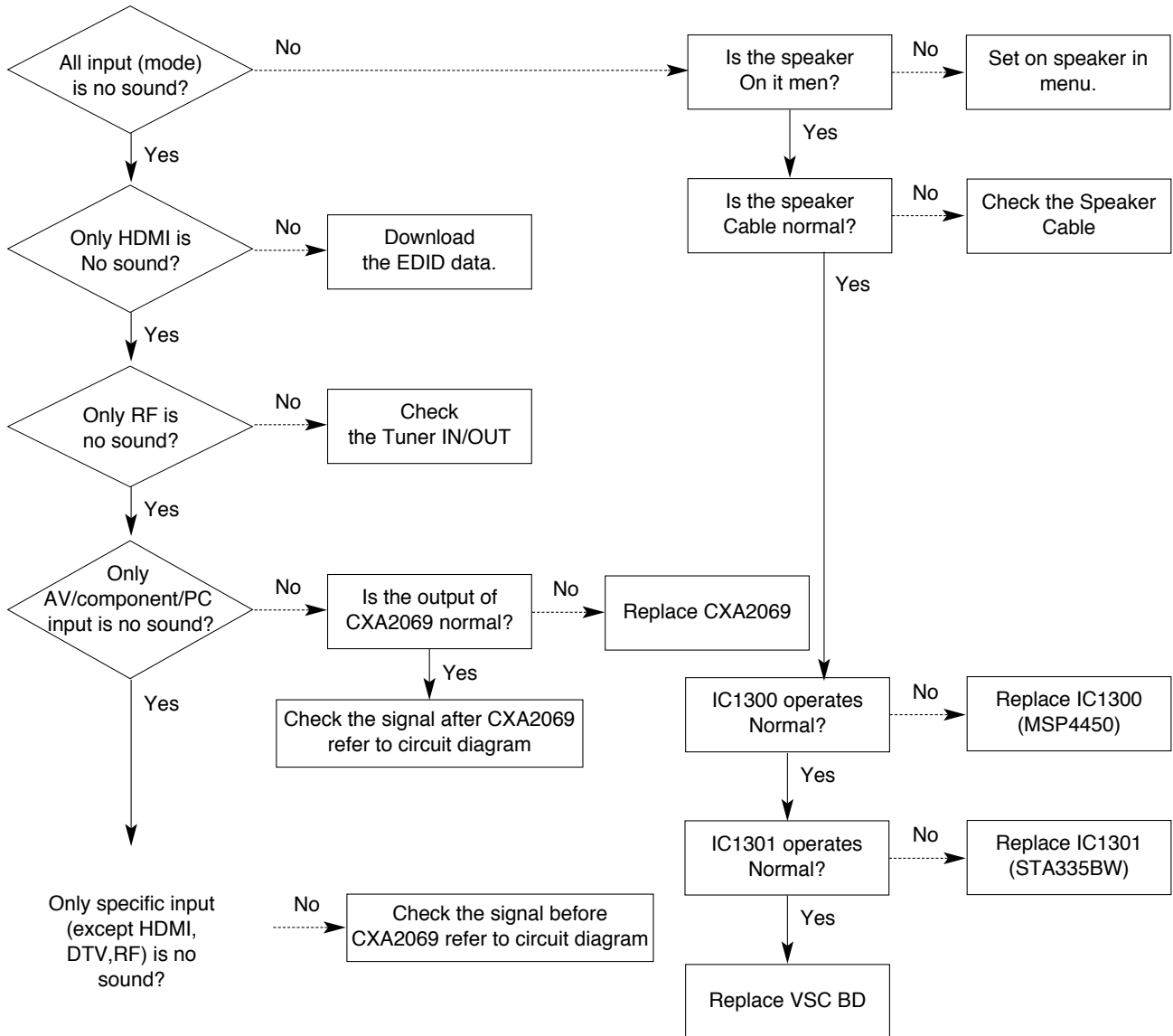
5. In case of no sound

(1) Symptom

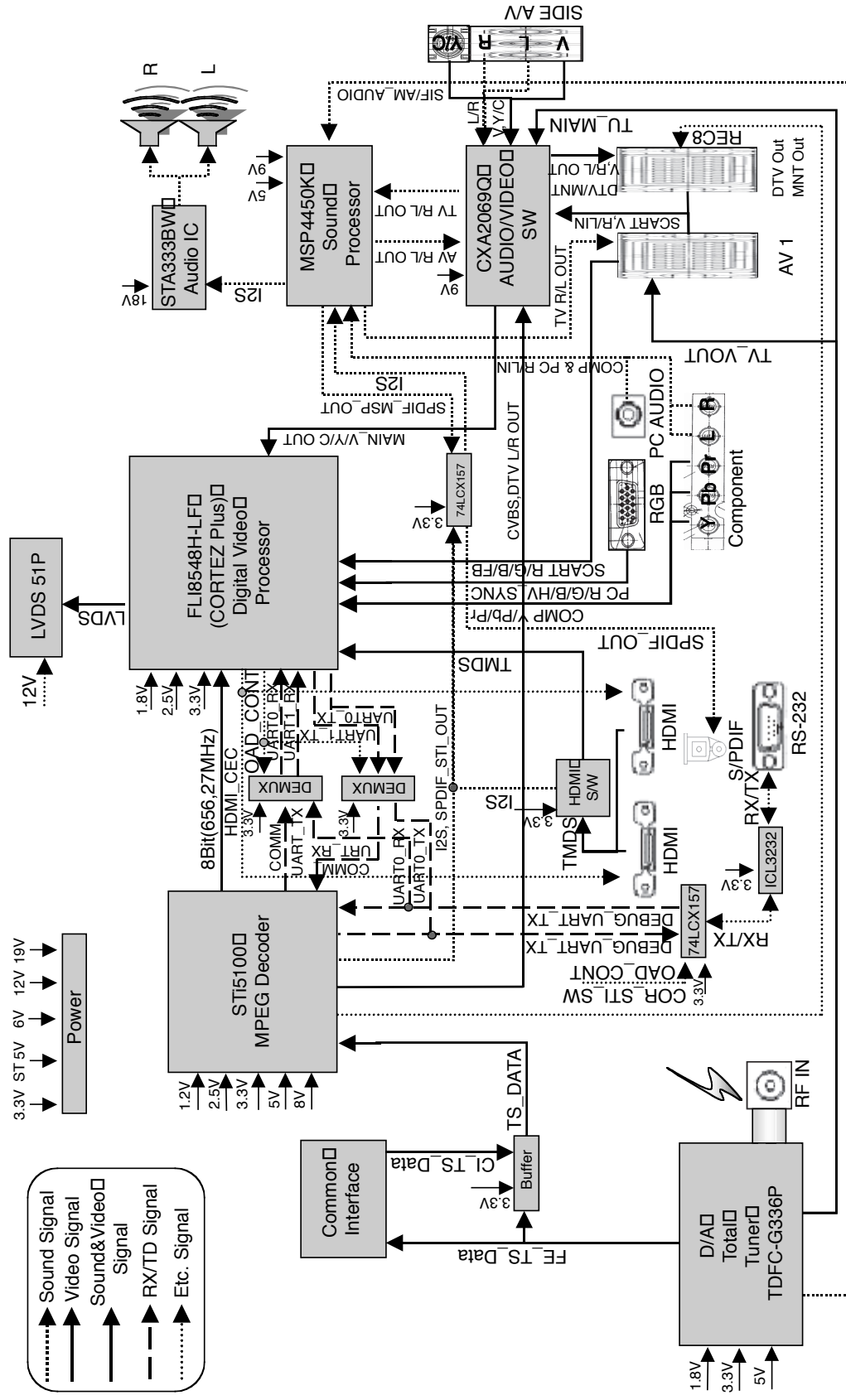
- 1) LED is green.
- 2) Screen display but sound is not output



(2) Check follow



BLOCK DIAGRAM

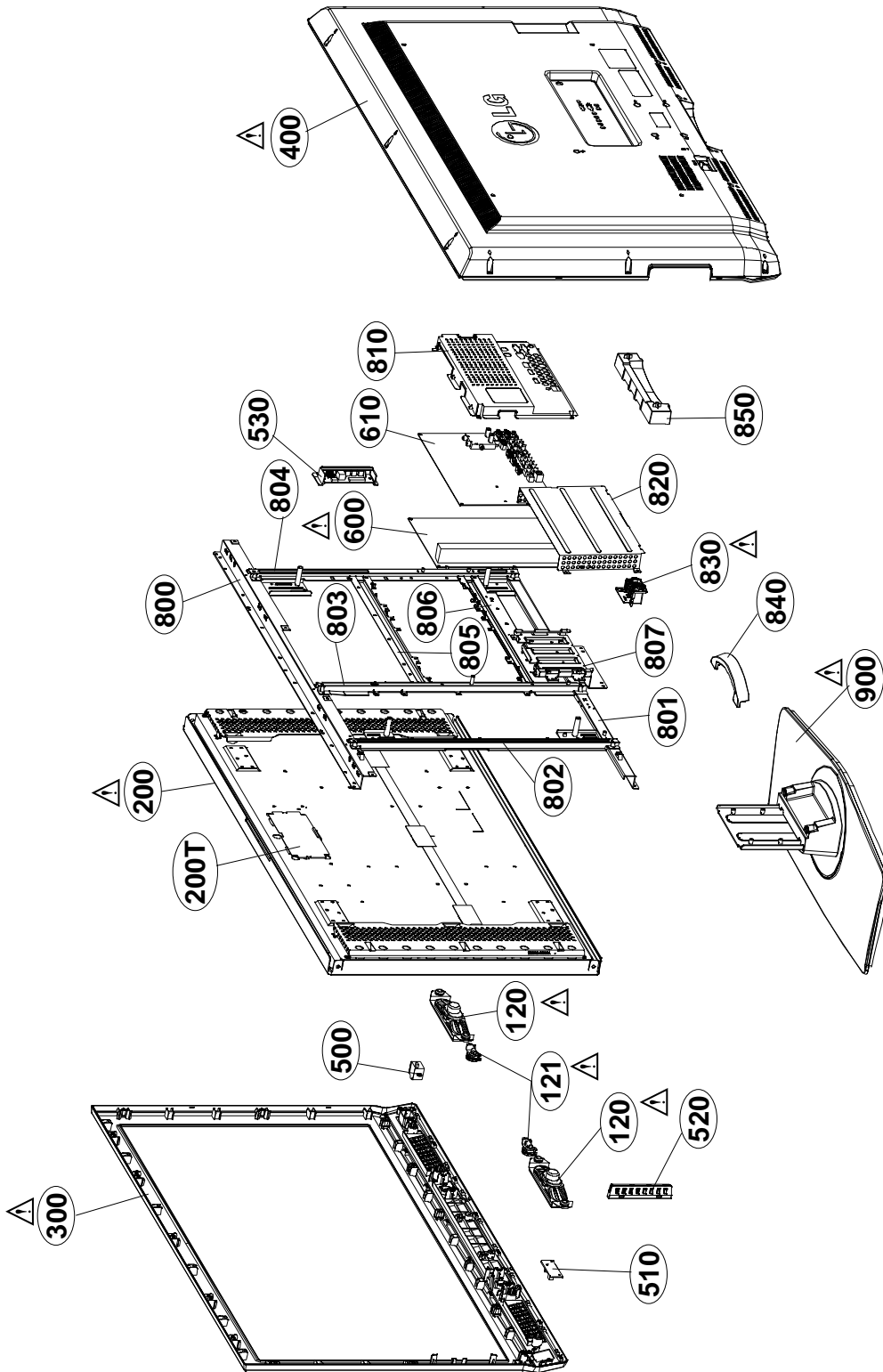


MEMO

EXPLODED VIEW

IMPORTANT SAFETY NOTICE

Many electrical and mechanical parts in this chassis have special safety-related characteristics. These parts are identified by Δ in the Schematic Diagram and EXPLODED VIEW. It is essential that these special safety parts should be replaced with the same components as recommended in this manual to prevent X-RADIATION, Shock, Fire, or other Hazards. Do not modify the original design without permission of manufacturer.



EXPLODED VIEW PARTS LIST

No.	PART NO.	DESCRIPTION
	120	EAB33775101 Speaker,Full Range, EN1562C-6712 ND 10W 8OHM 82DB 100HZ 193.5 X 42 X 39.9 LUG KOREA TOPTONE
	121	EAB33893101 Speaker,Tweeter, EN10D-6714 ND 10W 8OHM 82DB 0HZ 68 X 23 X 22.7 LUG KOREA TOPTONE
⚠	200	EAJ35565901 LCD,Module-TFT, LC470WU1-SLB2 FULLHD 47INCH 1920X1080 550CD COLOR 72% 16/9 800:1(basic) DCR(1600:1) A-TW Pol. 12000K P7 LG PHILIPS LCD
⚠	300	ABJ32083302 Cabinet Assembly, 47LB5DF-ZA LD75A 47" XG569
⚠	400	ACQ32083410 Cover Assembly, 47LB5DF-ZC LD75A 47" HIPS 51SF EUROPASS3 BACK COVER ASS'Y ,NONE SLOT CARD
	510	EBR36626111 PCB Assembly,Sub, SUB T.T LD75A 47LF65-ZC SEKLLJG PRE_AMP PCB TOTAL
	520	EBR35599601 PCB Assembly,Sub, SUB T.T LD75A 47LB5DF - CONTROL KEY TOTAL
	530	EBR35590501 PCB Assembly,Sub, SUB T.T LD75A 47LB5DF - SIDE_AV TOTAL
⚠	600	EAY32816901 SMPS,AC/DC, FSP327-6F01 90VTO264V 375W 50/60 CB, UL, IEC600,650 etc... LCD 47inch SPI PSU for New chassis(E3 etc...) SPI ELECTRONIC CO.,LTD
	610	EBR37281501 PCB Assembly, MAIN T.T LD75A 47LB5DF-ZC - Main Shassis Ass'y Total
	800	MGJ32889301 Plate,Metal, PRESS SBHG1 1.6 METAL EGI BAR TOP(47LY3)
	801	MGJ32889601 Plate,Metal, PRESS SBHG1 1.6 METAL EGI BAR BOTTOM (47LY3)
	802	MGJ32889801 Plate,Metal, PRESS SBHG1 1.6 METAL EGI BAR LEFT (47LY3)
	803	MGJ32897002 Plate,Metal, PRESS SBHGI 1.6 METAL EGI BAR CENTER (47LY3)
	804	MGJ32890002 Plate,Metal, PRESS SBHG1 1.6 METAL EGI BAR RIGHT (47LB4, PEM-NUT 'YES')
	805	MGJ32897103 Plate,Metal, PRESS SBHG1 1.6 METAL EGI BAR SIDE TOP (47LB5DF-ZC) EP3_FULL HD
	806	MGJ32897203 Plate,Metal, PRESS SBHG1 1.6 METAL EGI BAR SIDE BOTTOM (47LB5DF-ZC) EP3_FULL HD
	807	MGJ32897301 Plate,Metal, PRESS SBHG1 1.6 METAL EGI BAR SUPPORTER (47LY3)
	810	MJH32521102 Supporter, PRESS EGI 0.5t GUIDE EGI METAL, REAR SHIELD (47LB5DF-ZA)
	820	MGJ37663501 Plate,Shield, PRESS SPTE 0.5 SHIELD SPTE 52LY3 POWER SHIELD
	830	EBR36524801 PCB Assembly,Sub, SUB T.T LA71A 42LY3DR-NA AKRLLH AC-Inlet Ass'y Total
	840	MAZ34946201 Bracket, MOLD HIPS 405AF STAND 47LC5 LA73A HIPS 405AF Guide
	850	MAZ37752001 Bracket, MOLD HPS 51SF HANDLE 47LB4 LD73A HIPS 51SF 47LB4 CABLE MANAGEMENT
⚠	900	AAN33079801 Base Assembly, STAND 47LB5 LD75A Round Shape Stand

REPLACEMENT PARTS LIST

DATE: 2007. 04. 16.

LOC. NO.	PART NO.	DESCRIPTION / SPECIFICATION	LOC. NO.	PART NO.	DESCRIPTION / SPECIFICATION
ACCESSORY					
A1	MFL36914902	"Manual, OwnersPRINTING USER PD75A LG"	C1116	0CK104CK56A	0603B104K500CT 100nF 10% 50V X7R -5
A2	MKJ32022835	Remote ControllerCOMPLEX LD75A 47LB	C1119	0CK104CK56A	0603B104K500CT 100nF 10% 50V X7R -5
A3	6410TEW010A	"Power CordCEE,LP-34A&H05VV-FX3C,LS-"	C112	0CK104CF56A	0603B104K160CT 100nF 10% 16V X7R -5
A4	6910VA1001A	"Battery,AlkalineLR6(STC) 1.5V 2.5AH"	C1120	0CK104CK56A	0603B104K500CT 100nF 10% 50V X7R -5
A5	3840TWL027F	CardPRINTING WARRANTY LG EU/RUSSIA/	C1121	0CK104CK56A	0603B104K500CT 100nF 10% 50V X7R -5
A6	3840VA0024D	CardPRINTING WARRANTY LG UK EXTENDE	C1123	0CK104CK56A	0603B104K500CT 100nF 10% 50V X7R -5
A7	MBM30520909	CardPRINTING OTHERS LG 60PY3DF-ZA C	C1125	0CK104CK56A	0603B104K500CT 100nF 10% 50V X7R -5
CAPACITORS					
C1	0CH3104K566	0805B104K500CT 100nF 10% 50V X7R -5	C113	0CK104CF56A	0603B104K160CT 100nF 10% 16V X7R -5
C100	0CC101CK41A	C1608C0G1H101JT 100pF 5% 50V C0G -5	C1132	0CC681CK41A	C1608C0G1H681JT 680pF 5% 50V C0G -5
C100	0CC470CK41A	C1608C0G1H470JT 47pF 5% 50V C0G -55	C1133	0CK104BF56A	C1005X7R104KET 100nF 10% 16V X7R -5
C100	0CC101CK41A	C1608C0G1H101JT 100pF 5% 50V C0G -5	C1134	0CK104BF56A	C1005X7R104KET 100nF 10% 16V X7R -5
C1003	0CK103CK56A	0603B103K500CT 10nF 10% 50V X7R -55	C1135	0CK104CK56A	0603B104K500CT 100nF 10% 50V X7R -5
C1004	0CK103CK56A	0603B103K500CT 10nF 10% 50V X7R -55	C1136	0CK104CK56A	0603B104K500CT 100nF 10% 50V X7R -5
C1005	0CK103CK56A	0603B103K500CT 10nF 10% 50V X7R -55	C114	0CK104CF56A	0603B104K160CT 100nF 10% 16V X7R -5
C1006	0CK103CK56A	0603B103K500CT 10nF 10% 50V X7R -55	C115	0CK104CF56A	0603B104K160CT 100nF 10% 16V X7R -5
C1007	0CK104CK56A	0603B104K500CT 100nF 10% 50V X7R -5	C116	0CK104CF56A	0603B104K160CT 100nF 10% 16V X7R -5
C1008	0CK104CK56A	0603B104K500CT 100nF 10% 50V X7R -5	C117	0CK104CF56A	0603B104K160CT 100nF 10% 16V X7R -5
C1009	0CK104CK56A	0603B104K500CT 100nF 10% 50V X7R -5	C118	0CE106WFKDC	MVK4.0TP16VC10M 10uF 20% 16V 16MA -
C101	0CE107SF6DC	VMV107M016S0ANE010 100uF 20% 16V 91	C119	0CK104CF56A	0603B104K160CT 100nF 10% 16V X7R -5
C101	0CC101CK41A	C1608C0G1H101JT 100pF 5% 50V C0G -5	C120	0CK104CF56A	0603B104K160CT 100nF 10% 16V X7R -5
C101	0CK103BH56A	C1005X7R1E103KT- 10nF 10% 25V X7R -	C1204	0CC221CK41A	C1608C0G1H221JT 220pF 5% 50V C0G -5
C101	0CK104CK56A	0603B104K500CT 100nF 10% 50V X7R -5	C1205	0CK103CK56A	0603B103K500CT 10nF 10% 50V X7R -55
C1010	0CK104CK56A	0603B104K500CT 100nF 10% 50V X7R -5	C1206	0CK102CK56A	0603B102K500CT 1nF 10% 50V X7R -55T
C102	0CE106WFKDC	MVK4.0TP16VC10M 10uF 20% 16V 16MA -	C1207	0CK103CK56A	0603B103K500CT 10nF 10% 50V X7R -55
C102	0CE107SF6DC	VMV107M016S0ANE010 100uF 20% 16V 91	C1208	0CK102CK56A	0603B102K500CT 1nF 10% 50V X7R -55T
C102	0CK104CK56A	0603B104K500CT 100nF 10% 50V X7R -5	C1209	0CC221CK41A	C1608C0G1H221JT 220pF 5% 50V C0G -5
C103	0CK104CF56A	0603B104K160CT 100nF 10% 16V X7R -5	C121	0CK104CF56A	0603B104K160CT 100nF 10% 16V X7R -5
C103	0CC470CK41A	C1608C0G1H470JT 47pF 5% 50V C0G -55	C1210	0CC221CK41A	C1608C0G1H221JT 220pF 5% 50V C0G -5
C104	0CK105CD56A	C1608X7R1A105KT 1uF 10% 10V X7R -55	C1211	0CC331CK41A	C1608C0G1H331JT 330pF 5% 50V C0G -5
C105	0CK104CF56A	0603B104K160CT 100nF 10% 16V X7R -5	C1215	0CC331CK41A	C1608C0G1H331JT 330pF 5% 50V C0G -5
C106	0CK104CF56A	0603B104K160CT 100nF 10% 16V X7R -5	C1216	0CC331CK41A	C1608C0G1H331JT 330pF 5% 50V C0G -5
C1068	0CE107WF6DC	MVK6.3TP16VC100M 100uF 20% 16V 80MA	C1217	0CE106WH6DC	MVK5.0TP25VC10M 10uF 20% 25V 25MA -
C107	0CK104CF56A	0603B104K160CT 100nF 10% 16V X7R -5	C122	0CK104CF56A	0603B104K160CT 100nF 10% 16V X7R -5
C108	0CK104CF56A	0603B104K160CT 100nF 10% 16V X7R -5	C1225	0CE106WH6DC	MVK5.0TP25VC10M 10uF 20% 25V 25MA -
C109	0CK105CD56A	C1608X7R1A105KT 1uF 10% 10V X7R -55	C123	0CK104CF56A	0603B104K160CT 100nF 10% 16V X7R -5
C110	0CE106WFKDC	MVK4.0TP16VC10M 10uF 20% 16V 16MA -	C1232	0CE107WF6DC	MVK6.3TP16VC100M 100uF 20% 16V 80MA
C1100	0CC100CK41A	C1608C0G1H100JT 10pF 5% 50V C0G -55	C1234	0CK102CK56A	0603B102K500CT 1nF 10% 50V X7R -55T
C1101	0CC100CK41A	C1608C0G1H100JT 10pF 5% 50V C0G -55	C1235	0CK102CK56A	0603B102K500CT 1nF 10% 50V X7R -55T
C1104	0CK103CK56A	0603B103K500CT 10nF 10% 50V X7R -55	C1236	0CE106WH6DC	MVK5.0TP25VC10M 10uF 20% 25V 25MA -
C1105	0CK103CK56A	0603B103K500CT 10nF 10% 50V X7R -55	C1237	0CE106WH6DC	MVK5.0TP25VC10M 10uF 20% 25V 25MA -
C1106	0CC120CK41A	C1608C0G1H120JT 12pF 5% 50V C0G -55	C1239	0CK104CK56A	0603B104K500CT 100nF 10% 50V X7R -5
C1108	0CC120CK41A	C1608C0G1H120JT 12pF 5% 50V C0G -55	C124	0CK104CF56A	0603B104K160CT 100nF 10% 16V X7R -5
C1109	0CK4R7CKFDA	0603N4R7J500LT 4.7pF 5% 50V C0G -55	C1244	0CK103CK56A	0603B103K500CT 10nF 10% 50V X7R -55
C111	0CK104CF56A	0603B104K160CT 100nF 10% 16V X7R -5	C1246	0CK103CK56A	0603B103K500CT 10nF 10% 50V X7R -55
C1110	0CK4R7CKFDA	0603N4R7J500LT 4.7pF 5% 50V C0G -55	C1247	0CE107WF6DC	MVK6.3TP16VC100M 100uF 20% 16V 80MA
C1111	0CK4R7CKFDA	0603N4R7J500LT 4.7pF 5% 50V C0G -55	C125	0CK104CF56A	0603B104K160CT 100nF 10% 16V X7R -5
			C126	0CK104CF56A	0603B104K160CT 100nF 10% 16V X7R -5
			C127	0CK104CF56A	0603B104K160CT 100nF 10% 16V X7R -5
			C128	0CK104CF56A	0603B104K160CT 100nF 10% 16V X7R -5

LOC. NO.	PART NO.	DESCRIPTION / SPECIFICATION	LOC. NO.	PART NO.	DESCRIPTION / SPECIFICATION
C129	0CK104CF56A	0603B104K160CT 100nF 10% 16V X7R -5	C1358	0CH2122K516	0805B122K500CT 1.2nF 10% 50V Y5P -3
C130	0CK104CF56A	0603B104K160CT 100nF 10% 16V X7R -5	C1359	0CK104CK56A	0603B104K500CT 100nF 10% 50V X7R -5
C1300	0CK105DH56A	C2012X7R105KFT 1uF 10% 25V X7R -55T	C136	0CK104CF56A	0603B104K160CT 100nF 10% 16V X7R -5
C1301	0CK104CK56A	0603B104K500CT 100nF 10% 50V X7R -5	C1360	0CC331CK41A	C1608C0G1H331JT 330pF 5% 50V C0G -5
C1302	0CE108EH618	KMG5.0TP25VB1000M 1000uF 20% 25V 82	C1361	0CC331CK41A	C1608C0G1H331JT 330pF 5% 50V C0G -5
C1303	0CK105DH56A	C2012X7R105KFT 1uF 10% 25V X7R -55T	C1362	0CK104CK56A	0603B104K500CT 100nF 10% 50V X7R -5
C1304	0CK104CK56A	0603B104K500CT 100nF 10% 50V X7R -5	C1363	0CK104CK56A	0603B104K500CT 100nF 10% 50V X7R -5
C1305	0CK104CK56A	0603B104K500CT 100nF 10% 50V X7R -5	C1364	0CK104CK56A	0603B104K500CT 100nF 10% 50V X7R -5
C1306	0CK222CK56A	0603B222K500CT 2.2nF 10% 50V X7R -5	C1365	0CK104CK56A	0603B104K500CT 100nF 10% 50V X7R -5
C1307	0CK682CK51A	C1608Y5P1H682KT 6.8nF 10% 50V Y5P -	C1366	0CK104CK56A	0603B104K500CT 100nF 10% 50V X7R -5
C1308	0CK682CK51A	C1608Y5P1H682KT 6.8nF 10% 50V Y5P -	C1367	0CK104CK56A	0603B104K500CT 100nF 10% 50V X7R -5
C1309	0CE475WK6DC	MVK5.0TP50VC4.7M 4.7uF 20% 50V 19MA	C1368	0CK104CK56A	0603B104K500CT 100nF 10% 50V X7R -5
C131	0CK104CF56A	0603B104K160CT 100nF 10% 16V X7R -5	C1369	0CK104CK56A	0603B104K500CT 100nF 10% 50V X7R -5
C1310	0CE475WK6DC	MVK5.0TP50VC4.7M 4.7uF 20% 50V 19MA	C137	0CK104CF56A	0603B104K160CT 100nF 10% 16V X7R -5
C1311	0CK104CK56A	0603B104K500CT 100nF 10% 50V X7R -5	C1370	0CF4741L430	PCMT365 76474 470nF 5% 63V MPE -40T
C1312	0CK103CK56A	0603B103K500CT 10nF 10% 50V X7R -55	C1371	0CF4741L430	PCMT365 76474 470nF 5% 63V MPE -40T
C1313	0CE226WF6DC	MVK5.0TP16VC22M 22uF 20% 16V 30MA -	C1373	0CK104CK56A	0603B104K500CT 100nF 10% 50V X7R -5
C1314	0CC030CK01A	0603N3R0C500L 3pF 0.25PF 50V C0G -	C138	0CK104CF56A	0603B104K160CT 100nF 10% 16V X7R -5
C1315	0CC030CK01A	0603N3R0C500L 3pF 0.25PF 50V C0G -	C139	0CK104CF56A	0603B104K160CT 100nF 10% 16V X7R -5
C1316	0CK104CK56A	0603B104K500CT 100nF 10% 50V X7R -5	C140	0CK104CF56A	0603B104K160CT 100nF 10% 16V X7R -5
C1317	0CC560CK41A	C1608C0G1H560JT 56pF 5% 50V C0G -55	C1400	0CE475WK6DC	MVK5.0TP50VC4.7M 4.7uF 20% 50V 19MA
C1318	0CC560CK41A	C1608C0G1H560JT 56pF 5% 50V C0G -55	C1401	0CE475WK6DC	MVK5.0TP50VC4.7M 4.7uF 20% 50V 19MA
C1319	0CE335WK6D8	MVK4.0TP50VC3.3M 3.3uF 20% 50V 14MA	C1402	0CK682CK51A	C1608Y5P1H682KT 6.8nF 10% 50V Y5P -
C132	0CK104CF56A	0603B104K160CT 100nF 10% 16V X7R -5	C1403	0CK682CK51A	C1608Y5P1H682KT 6.8nF 10% 50V Y5P -
C1320	0CK474CH94A	0603F474Z250CT 470nF -20TO+80% 25V	C1404	0CK103CK56A	0603B103K500CT 10nF 10% 50V X7R -55
C1321	0CK474CH94A	0603F474Z250CT 470nF -20TO+80% 25V	C1407	0CE226WF6DC	MVK5.0TP16VC22M 22uF 20% 16V 30MA -
C1322	0CK103CK56A	0603B103K500CT 10nF 10% 50V X7R -55	C1408	0CE107WF6DC	MVK6.3TP16VC100M 100uF 20% 16V 80MA
C1325	0CE226WF6DC	MVK5.0TP16VC22M 22uF 20% 16V 30MA -	C1409	0CK104CF56A	0603B104K160CT 100nF 10% 16V X7R -5
C1326	0CK474CH94A	0603F474Z250CT 470nF -20TO+80% 25V	C141	0CK104CF56A	0603B104K160CT 100nF 10% 16V X7R -5
C1327	0CK104CK56A	0603B104K500CT 100nF 10% 50V X7R -5	C1410	0CE476WF6DC	MVK6.3TP16VC47M 47uF 20% 16V 80MA -
C1329	0CK474CH94A	0603F474Z250CT 470nF -20TO+80% 25V	C1411	0CK103CK56A	0603B103K500CT 10nF 10% 50V X7R -55
C133	0CK104CF56A	0603B104K160CT 100nF 10% 16V X7R -5	C1412	0CK104CF56A	0603B104K160CT 100nF 10% 16V X7R -5
C1330	0CK103CK56A	0603B103K500CT 10nF 10% 50V X7R -55	C1413	0CK104CF56A	0603B104K160CT 100nF 10% 16V X7R -5
C1332	0CK474CH94A	0603F474Z250CT 470nF -20TO+80% 25V	C1418	0CK474CH94A	0603F474Z250CT 470nF -20TO+80% 25V
C1333	0CC101CK41A	C1608C0G1H101JT 100pF 5% 50V C0G -5	C1419	0CK474CH94A	0603F474Z250CT 470nF -20TO+80% 25V
C1335	0CK474CH94A	0603F474Z250CT 470nF -20TO+80% 25V	C142	0CK104CF56A	0603B104K160CT 100nF 10% 16V X7R -5
C1338	0CK471CK56A	C1608X7R1H471KT 470pF 10% 50V X7R -	C1420	0CK225DFK4A	C2012Y5V1C225MT 2.2uF 20% 16V Y5V -
C134	0CK104CF56A	0603B104K160CT 100nF 10% 16V X7R -5	C1421	0CC820CK41A	C1608C0G1H820JT 82pF 5% 50V C0G -55
C1340	0CK103CK56A	0603B103K500CT 10nF 10% 50V X7R -55	C1422	0CK474CH94A	0603F474Z250CT 470nF -20TO+80% 25V
C1341	0CE335WK6D8	MVK4.0TP50VC3.3M 3.3uF 20% 50V 14MA	C1423	0CK474CH94A	0603F474Z250CT 470nF -20TO+80% 25V
C1342	0CK104CK56A	0603B104K500CT 100nF 10% 50V X7R -5	C1426	0CK474CH94A	0603F474Z250CT 470nF -20TO+80% 25V
C1343	0CE107WF6DC	MVK6.3TP16VC100M 100uF 20% 16V 80MA	C1428	0CK225DFK4A	C2012Y5V1C225MT 2.2uF 20% 16V Y5V -
C1344	0CE106WH6DC	MVK5.0TP25VC10M 10uF 20% 25V 25MA -	C1429	0CK474CH94A	0603F474Z250CT 470nF -20TO+80% 25V
C1345	0CE106WH6DC	MVK5.0TP25VC10M 10uF 20% 25V 25MA -	C143	0CK104CF56A	0603B104K160CT 100nF 10% 16V X7R -5
C1346	0CK474CH94A	0603F474Z250CT 470nF -20TO+80% 25V	C1439	0CK474CH94A	0603F474Z250CT 470nF -20TO+80% 25V
C1347	0CK474CH94A	0603F474Z250CT 470nF -20TO+80% 25V	C144	0CK104CF56A	0603B104K160CT 100nF 10% 16V X7R -5
C135	0CK104CF56A	0603B104K160CT 100nF 10% 16V X7R -5	C1440	0CK225DFK4A	C2012Y5V1C225MT 2.2uF 20% 16V Y5V -
C1350	0CE106WFKDC	MVK4.0TP16VC10M 10uF 20% 16V 16MA -	C1441	0CK474CH94A	0603F474Z250CT 470nF -20TO+80% 25V
C1351	0CK104CK56A	0603B104K500CT 100nF 10% 50V X7R -5	C1442	0CK225DFK4A	C2012Y5V1C225MT 2.2uF 20% 16V Y5V -
C1352	0CK104CK56A	0603B104K500CT 100nF 10% 50V X7R -5	C1444	0CK474CH94A	0603F474Z250CT 470nF -20TO+80% 25V
C1353	0CK222CK56A	0603B222K500CT 2.2nF 10% 50V X7R -5	C1445	0CK225DFK4A	C2012Y5V1C225MT 2.2uF 20% 16V Y5V -
C1354	0CC102CK41A	C1608C0G1H102JT 1nF 5% 50V C0G -55T	C1447	0CK474CH94A	0603F474Z250CT 470nF -20TO+80% 25V
C1355	0CK104CK56A	0603B104K500CT 100nF 10% 50V X7R -5	C1448	0CK474CH94A	0603F474Z250CT 470nF -20TO+80% 25V
C1356	0CC101CK41A	C1608C0G1H101JT 100pF 5% 50V C0G -5	C1449	0CK225DFK4A	C2012Y5V1C225MT 2.2uF 20% 16V Y5V -
C1357	0CC221CK41A	C1608C0G1H221JT 220pF 5% 50V C0G -5	C145	0CK104CF56A	0603B104K160CT 100nF 10% 16V X7R -5

LOC. NO.	PART NO.	DESCRIPTION / SPECIFICATION	LOC. NO.	PART NO.	DESCRIPTION / SPECIFICATION
C1450	0CK104CF56A	0603B104K160CT 100nF 10% 16V X7R -5	C186	0CK104CF56A	0603B104K160CT 100nF 10% 16V X7R -5
C1451	0CK104CF56A	0603B104K160CT 100nF 10% 16V X7R -5	C187	0CK104CF56A	0603B104K160CT 100nF 10% 16V X7R -5
C1452	0CC150CK41A	C1608C0G1H150JT 15pF 5% 50V C0G -55	C188	0CK103CK56A	0603B103K500CT 10nF 10% 50V X7R -55
C1453	0CC150CK41A	C1608C0G1H150JT 15pF 5% 50V C0G -55	C189	0CK103CK56A	0603B103K500CT 10nF 10% 50V X7R -55
C146	0CK104CF56A	0603B104K160CT 100nF 10% 16V X7R -5	C190	0CK103CK56A	0603B103K500CT 10nF 10% 50V X7R -55
C147	0CK104CF56A	0603B104K160CT 100nF 10% 16V X7R -5	C191	0CK103CK56A	0603B103K500CT 10nF 10% 50V X7R -55
C148	0CK104CF56A	0603B104K160CT 100nF 10% 16V X7R -5	C192	0CK103CK56A	0603B103K500CT 10nF 10% 50V X7R -55
C149	0CK104CF56A	0603B104K160CT 100nF 10% 16V X7R -5	C193	0CK822CK46A	0603B822J500CT 8.2nF 10% 50V X7R -5
C150	0CK104CF56A	0603B104K160CT 100nF 10% 16V X7R -5	C194	0CK822CK46A	0603B822J500CT 8.2nF 10% 50V X7R -5
C151	0CK104CF56A	0603B104K160CT 100nF 10% 16V X7R -5	C195	0CC220CK41A	C1608C0G1H220JT 22pF 5% 50V C0G -55
C152	0CK104CF56A	0603B104K160CT 100nF 10% 16V X7R -5	C196	0CC100CK41A	C1608C0G1H100JT 10pF 5% 50V C0G -55
C153	0CK104CF56A	0603B104K160CT 100nF 10% 16V X7R -5	C197	0CK475CC94A	C1608Y5V0J475ZT 4.7uF -20TO+80% 6.3
C154	0CK104CF56A	0603B104K160CT 100nF 10% 16V X7R -5	C198	0CK475CC94A	C1608Y5V0J475ZT 4.7uF -20TO+80% 6.3
C155	0CK104CF56A	0603B104K160CT 100nF 10% 16V X7R -5	C199	0CK104CF56A	0603B104K160CT 100nF 10% 16V X7R -5
C156	0CK104CF56A	0603B104K160CT 100nF 10% 16V X7R -5	C200	0CK103CK56A	0603B103K500CT 10nF 10% 50V X7R -55
C157	0CK104CF56A	0603B104K160CT 100nF 10% 16V X7R -5	C201	0CC470CK41A	C1608C0G1H470JT 47pF 5% 50V C0G -55
C158	0CK104CF56A	0603B104K160CT 100nF 10% 16V X7R -5	C202	0CC101CK41A	C1608C0G1H101JT 100pF 5% 50V C0G -5
C159	0CK104CF56A	0603B104K160CT 100nF 10% 16V X7R -5	C203	0CK104CF56A	0603B104K160CT 100nF 10% 16V X7R -5
C160	0CK104CF56A	0603B104K160CT 100nF 10% 16V X7R -5	C204	0CK103CK56A	0603B103K500CT 10nF 10% 50V X7R -55
C161	0CK104CF56A	0603B104K160CT 100nF 10% 16V X7R -5	C206	0CK104CF56A	0603B104K160CT 100nF 10% 16V X7R -5
C162	0CK104CF56A	0603B104K160CT 100nF 10% 16V X7R -5	C207	0CK104CF56A	0603B104K160CT 100nF 10% 16V X7R -5
C163	0CK104CF56A	0603B104K160CT 100nF 10% 16V X7R -5	C209	0CK106EF56A	C3216X7R1C106KT 10uF 10% 16V X7R -5
C164	0CK104CF56A	0603B104K160CT 100nF 10% 16V X7R -5	C212	0CK106EF56A	C3216X7R1C106KT 10uF 10% 16V X7R -5
C165	0CK104CF56A	0603B104K160CT 100nF 10% 16V X7R -5	C213	0CK106EF56A	C3216X7R1C106KT 10uF 10% 16V X7R -5
C166	0CK106EF56A	C3216X7R1C106KT 10uF 10% 16V X7R -5	C216	0CK106EF56A	C3216X7R1C106KT 10uF 10% 16V X7R -5
C167	0CK106EF56A	C3216X7R1C106KT 10uF 10% 16V X7R -5	C218	0CK103CK56A	0603B103K500CT 10nF 10% 50V X7R -55
C168	0CK106EF56A	C3216X7R1C106KT 10uF 10% 16V X7R -5	C219	0CK103CK56A	0603B103K500CT 10nF 10% 50V X7R -55
C169	0CC100CK41A	C1608C0G1H100JT 10pF 5% 50V C0G -55	C220	0CK103CK56A	0603B103K500CT 10nF 10% 50V X7R -55
C170	0CC220CK41A	C1608C0G1H220JT 22pF 5% 50V C0G -55	C221	0CK103CK56A	0603B103K500CT 10nF 10% 50V X7R -55
C1700	0CK104CK56A	0603B104K500CT 100nF 10% 50V X7R -5	C222	0CK103CK56A	0603B103K500CT 10nF 10% 50V X7R -55
C1701	0CK104BF56A	C1005X7R104KET 100nF 10% 16V X7R -5	C224	0CK103CK56A	0603B103K500CT 10nF 10% 50V X7R -55
C1702	0CK104CK56A	0603B104K500CT 100nF 10% 50V X7R -5	C226	0CE107WF6DC	MVK6.3TP16VC100M 100uF 20% 16V 80MA
C1703	0CK104CK56A	0603B104K500CT 100nF 10% 50V X7R -5	C227	0CE107WF6DC	MVK6.3TP16VC100M 100uF 20% 16V 80MA
C1704	0CK475CC94A	C1608Y5V0J475ZT 4.7uF -20TO+80% 6.3	C228	0CK103CK56A	0603B103K500CT 10nF 10% 50V X7R -55
C1705	0CK104CK56A	0603B104K500CT 100nF 10% 50V X7R -5	C229	0CK103CK56A	0603B103K500CT 10nF 10% 50V X7R -55
C1706	0CK104CK56A	0603B104K500CT 100nF 10% 50V X7R -5	C230	0CK103CK56A	0603B103K500CT 10nF 10% 50V X7R -55
C1707	0CK104CK56A	0603B104K500CT 100nF 10% 50V X7R -5	C231	0CK103CK56A	0603B103K500CT 10nF 10% 50V X7R -55
C1708	0CE226WF6DC	MVK5.0TP16VC22M 22uF 20% 16V 30MA -	C232	0CK103CK56A	0603B103K500CT 10nF 10% 50V X7R -55
C1709	0CK104CK56A	0603B104K500CT 100nF 10% 50V X7R -5	C233	0CK103CK56A	0603B103K500CT 10nF 10% 50V X7R -55
C171	0CK103CK56A	0603B103K500CT 10nF 10% 50V X7R -55	C234	0CK104CK56A	0603B104K500CT 100nF 10% 50V X7R -5
C1710	0CK104CK56A	0603B104K500CT 100nF 10% 50V X7R -5	C235	0CK104CK56A	0603B104K500CT 100nF 10% 50V X7R -5
C172	0CK103CK56A	0603B103K500CT 10nF 10% 50V X7R -55	C236	0CK104CK56A	0603B104K500CT 100nF 10% 50V X7R -5
C173	0CK104CF56A	0603B104K160CT 100nF 10% 16V X7R -5	C237	0CK104CK56A	0603B104K500CT 100nF 10% 50V X7R -5
C174	0CK104CF56A	0603B104K160CT 100nF 10% 16V X7R -5	C238	0CK104CK56A	0603B104K500CT 100nF 10% 50V X7R -5
C175	0CK103CK56A	0603B103K500CT 10nF 10% 50V X7R -55	C239	0CK104CK56A	0603B104K500CT 100nF 10% 50V X7R -5
C176	0CK103CK56A	0603B103K500CT 10nF 10% 50V X7R -55	C240	0CK104CK56A	0603B104K500CT 100nF 10% 50V X7R -5
C177	0CK103CK56A	0603B103K500CT 10nF 10% 50V X7R -55	C241	0CK104CK56A	0603B104K500CT 100nF 10% 50V X7R -5
C178	0CK104CF56A	0603B104K160CT 100nF 10% 16V X7R -5	C242	0CK104CK56A	0603B104K500CT 100nF 10% 50V X7R -5
C179	0CK104CF56A	0603B104K160CT 100nF 10% 16V X7R -5	C243	0CK104CK56A	0603B104K500CT 100nF 10% 50V X7R -5
C180	0CK104CF56A	0603B104K160CT 100nF 10% 16V X7R -5	C301	0CK104CF56A	0603B104K160CT 100nF 10% 16V X7R -5
C181	0CE106WFKDC	MVK4.0TP16VC10M 10uF 20% 16V 16MA -	C302	0CK104CF56A	0603B104K160CT 100nF 10% 16V X7R -5
C182	0CK105CD56A	C1608X7R1A105KT 1uF 10% 10V X7R -55	C410	0CK104CF56A	0603B104K160CT 100nF 10% 16V X7R -5
C183	0CK104CF56A	0603B104K160CT 100nF 10% 16V X7R -5	C412	0CE106WFKDC	MVK4.0TP16VC10M 10uF 20% 16V 16MA -
C184	0CK104CF56A	0603B104K160CT 100nF 10% 16V X7R -5	C413	0CK104CF56A	0603B104K160CT 100nF 10% 16V X7R -5
C185	0CK104CF56A	0603B104K160CT 100nF 10% 16V X7R -5	C414	0CE106WFKDC	MVK4.0TP16VC10M 10uF 20% 16V 16MA -

LOC. NO.	PART NO.	DESCRIPTION / SPECIFICATION	LOC. NO.	PART NO.	DESCRIPTION / SPECIFICATION
C415	0CK104CF56A	0603B104K160CT 100nF 10% 16V X7R -5	C635	0CK472CK56A	0603B472K500CT 4.7nF 10% 50V X7R -5
C429	0CK104CK56A	0603B104K500CT 100nF 10% 50V X7R -5	C636	0CK103CK56A	0603B103K500CT 10nF 10% 50V X7R -55
C430	0CK104CK56A	0603B104K500CT 100nF 10% 50V X7R -5	C637	0CK472CK56A	0603B472K500CT 4.7nF 10% 50V X7R -5
C515	0CE107WF6DC	MVK6.3TP16VC100M 100uF 20% 16V 80MA	C638	0CE107WF6DC	MVK6.3TP16VC100M 100uF 20% 16V 80MA
C516	0CK104CF56A	0603B104K160CT 100nF 10% 16V X7R -5	C639	0CE107WF6DC	MVK6.3TP16VC100M 100uF 20% 16V 80MA
C517	0CE227WF6DC	MVK8.0TP16VC220M 220uF 20% 16V 80MA	C640	0CE107WF6DC	MVK6.3TP16VC100M 100uF 20% 16V 80MA
C518	0CK104CF56A	0603B104K160CT 100nF 10% 16V X7R -5	C641	0CC470CK41A	C1608C0G1H470JT 47pF 5% 50V C0G -55
C519	0CE107WF6DC	MVK6.3TP16VC100M 100uF 20% 16V 80MA	C642	0CC470CK41A	C1608C0G1H470JT 47pF 5% 50V C0G -55
C520	0CK104CF56A	0603B104K160CT 100nF 10% 16V X7R -5	C700	0CK104CK56A	0603B104K500CT 100nF 10% 50V X7R -5
C521	0CK104CF56A	0603B104K160CT 100nF 10% 16V X7R -5	C701	0CE226WF6DC	MVK5.0TP16VC22M 22uF 20% 16V 30MA -
C522	0CE107WF6DC	MVK6.3TP16VC100M 100uF 20% 16V 80MA	C702	0CK104CK56A	0603B104K500CT 100nF 10% 50V X7R -5
C523	0CE107WF6DC	MVK6.3TP16VC100M 100uF 20% 16V 80MA	C703	0CK104CK56A	0603B104K500CT 100nF 10% 50V X7R -5
C524	0CE477WF6DC	MVK10TP16VC470M 470uF 20% 16V 80MA	C704	0CK104CK56A	0603B104K500CT 100nF 10% 50V X7R -5
C525	0CK104CF56A	0603B104K160CT 100nF 10% 16V X7R -5	C705	0CE226WF6DC	MVK5.0TP16VC22M 22uF 20% 16V 30MA -
C526	0CK104CF56A	0603B104K160CT 100nF 10% 16V X7R -5	C706	0CK104BF56A	C1005X7R104KET 100nF 10% 16V X7R -5
C527	0CE107WF6DC	MVK6.3TP16VC100M 100uF 20% 16V 80MA	C707	0CK104CK56A	0603B104K500CT 100nF 10% 50V X7R -5
C528	0CE227WF6DC	MVK8.0TP16VC220M 220uF 20% 16V 80MA	C708	0CK104BF56A	C1005X7R104KET 100nF 10% 16V X7R -5
C529	0CK104CF56A	0603B104K160CT 100nF 10% 16V X7R -5	C709	0CK104CK56A	0603B104K500CT 100nF 10% 50V X7R -5
C530	0CK104CF56A	0603B104K160CT 100nF 10% 16V X7R -5	C710	0CK104CK56A	0603B104K500CT 100nF 10% 50V X7R -5
C531	0CK104CF56A	0603B104K160CT 100nF 10% 16V X7R -5	C711	0CK104CK56A	0603B104K500CT 100nF 10% 50V X7R -5
C532	0CK104CF56A	0603B104K160CT 100nF 10% 16V X7R -5	C712	0CK104CK56A	0603B104K500CT 100nF 10% 50V X7R -5
C533	0CE107WF6DC	MVK6.3TP16VC100M 100uF 20% 16V 80MA	C713	0CK104BF56A	C1005X7R104KET 100nF 10% 16V X7R -5
C534	0CE227WF6DC	MVK8.0TP16VC220M 220uF 20% 16V 80MA	C714	0CK104CK56A	0603B104K500CT 100nF 10% 50V X7R -5
C535	0CK105CD56A	C1608X7R1A105KT 1uF 10% 10V X7R -55	C715	0CK104CK56A	0603B104K500CT 100nF 10% 50V X7R -5
C537	0CK104CF56A	0603B104K160CT 100nF 10% 16V X7R -5	C716	0CK104CK56A	0603B104K500CT 100nF 10% 50V X7R -5
C539	0CK104CF56A	0603B104K160CT 100nF 10% 16V X7R -5	C717	0CK104CK56A	0603B104K500CT 100nF 10% 50V X7R -5
C540	0CK105CD56A	C1608X7R1A105KT 1uF 10% 10V X7R -55	C718	0CK104CK56A	0603B104K500CT 100nF 10% 50V X7R -5
C548	0CE107WF6DC	MVK6.3TP16VC100M 100uF 20% 16V 80MA	C720	0CC120CK41A	C1608C0G1H120JT 12pF 5% 50V C0G -55
C549	0CE107WF6DC	MVK6.3TP16VC100M 100uF 20% 16V 80MA	C721	0CK104CK56A	0603B104K500CT 100nF 10% 50V X7R -5
C550	0CK104CF56A	0603B104K160CT 100nF 10% 16V X7R -5	C722	0CK104CK56A	0603B104K500CT 100nF 10% 50V X7R -5
C551	0CK104CF56A	0603B104K160CT 100nF 10% 16V X7R -5	C723	0CE226WF6DC	MVK5.0TP16VC22M 22uF 20% 16V 30MA -
C553	0CK104CF56A	0603B104K160CT 100nF 10% 16V X7R -5	C724	0CK104CK56A	0603B104K500CT 100nF 10% 50V X7R -5
C554	0CK105CD56A	C1608X7R1A105KT 1uF 10% 10V X7R -55	C725	0CC200CK41A	C1608C0G1H200JT 20pF 5% 50V C0G -55
C555	0CK105CD56A	C1608X7R1A105KT 1uF 10% 10V X7R -55	C726	0CK104CK56A	0603B104K500CT 100nF 10% 50V X7R -5
C601	0CC101CK41A	C1608C0G1H101JT 100pF 5% 50V C0G -5	C727	0CE226WF6DC	MVK5.0TP16VC22M 22uF 20% 16V 30MA -
C602	0CK104CF56A	0603B104K160CT 100nF 10% 16V X7R -5	C728	0CK104CK56A	0603B104K500CT 100nF 10% 50V X7R -5
C603	0CK103CK56A	0603B103K500CT 10nF 10% 50V X7R -55	C729	0CK104CK56A	0603B104K500CT 100nF 10% 50V X7R -5
C604	0CC470CK41A	C1608C0G1H470JT 47pF 5% 50V C0G -55	C730	0CK104CK56A	0603B104K500CT 100nF 10% 50V X7R -5
C605	0CK104CF56A	0603B104K160CT 100nF 10% 16V X7R -5	C732	0CK104CK56A	0603B104K500CT 100nF 10% 50V X7R -5
C606	0CK104CF56A	0603B104K160CT 100nF 10% 16V X7R -5	C733	0CK104CK56A	0603B104K500CT 100nF 10% 50V X7R -5
C608	0CC101CK41A	C1608C0G1H101JT 100pF 5% 50V C0G -5	C734	0CK104CK56A	0603B104K500CT 100nF 10% 50V X7R -5
C609	0CK104CF56A	0603B104K160CT 100nF 10% 16V X7R -5	C736	0CE226WF6DC	MVK5.0TP16VC22M 22uF 20% 16V 30MA -
C610	0CC271CK41A	C1608C0G1H271JT 270pF 5% 50V C0G -5	C737	0CK104CK56A	0603B104K500CT 100nF 10% 50V X7R -5
C611	0CE107WF6DC	MVK6.3TP16VC100M 100uF 20% 16V 80MA	C738	0CK104CK56A	0603B104K500CT 100nF 10% 50V X7R -5
C612	0CE476WF6DC	MVK6.3TP16VC47M 47uF 20% 16V 80MA -	C739	0CK104CK56A	0603B104K500CT 100nF 10% 50V X7R -5
C613	0CE107WF6DC	MVK6.3TP16VC100M 100uF 20% 16V 80MA	C740	0CE226WF6DC	MVK5.0TP16VC22M 22uF 20% 16V 30MA -
C615	0CK104CK56A	0603B104K500CT 100nF 10% 50V X7R -5	C741	0CK104CK56A	0603B104K500CT 100nF 10% 50V X7R -5
C616	0CK104CK56A	0603B104K500CT 100nF 10% 50V X7R -5	C742	0CK104CK56A	0603B104K500CT 100nF 10% 50V X7R -5
C623	0CC470CK41A	C1608C0G1H470JT 47pF 5% 50V C0G -55	C743	0CE226WF6DC	MVK5.0TP16VC22M 22uF 20% 16V 30MA -
C624	0CC470CK41A	C1608C0G1H470JT 47pF 5% 50V C0G -55	C744	0CK104CK56A	0603B104K500CT 100nF 10% 50V X7R -5
C625	0CK104CF56A	0603B104K160CT 100nF 10% 16V X7R -5	C745	0CK104CK56A	0603B104K500CT 100nF 10% 50V X7R -5
C626	0CK104CF56A	0603B104K160CT 100nF 10% 16V X7R -5	C746	0CK104CK56A	0603B104K500CT 100nF 10% 50V X7R -5
C627	0CK104CF56A	0603B104K160CT 100nF 10% 16V X7R -5	C747	0CK104CK56A	0603B104K500CT 100nF 10% 50V X7R -5
C630	0CE107WF6DC	MVK6.3TP16VC100M 100uF 20% 16V 80MA	C748	0CK475CC94A	C1608Y5V0J475ZT 4.7uF -20TO+80% 6.3
C633	0CK475CC94A	C1608Y5V0J475ZT 4.7uF -20TO+80% 6.3	C749	0CK104BF56A	C1005X7R104KET 100nF 10% 16V X7R -5

LOC. NO.	PART NO.	DESCRIPTION / SPECIFICATION	LOC. NO.	PART NO.	DESCRIPTION / SPECIFICATION
C903	0CE476WF6DC	MVK6.3TP16VC47M 47uF 20% 16V 80MA -	D905	0DS226009AA	KDS226 1.2V 85V 300MA 2A 4NSEC 150M
C905	0CK103CK56A	0603B103K500CT 10nF 10% 50V X7R -55	D906	0DD100009AM	EU1ZV(1) 200V 2.5V 10UA 15A 400NSEC
C907	0CE107WF6DC	MVK6.3TP16VC100M 100uF 20% 16V 80MA	ZD1100	EAH33946001	CDS3C05GTA 5.6V 6.4V 19V 1.9A 1W SO
C908	0CK104CF56A	0603B104K160CT 100nF 10% 16V X7R -5	ZD1101	EAH33946001	CDS3C05GTA 5.6V 6.4V 19V 1.9A 1W SO
C909	0CK103CK56A	0603B103K500CT 10nF 10% 50V X7R -55	ZD1104	EAH33945901	CDS3C30GTH 30V 50V 120V 1.9A 1W SOD
C910	0CK104CK56A	0603B104K500CT 100nF 10% 50V X7R -5	ZD1105	EAH33945901	CDS3C30GTH 30V 50V 120V 1.9A 1W SOD
C911	0CK103CK56A	0603B103K500CT 10nF 10% 50V X7R -55	ZD1106	EAH33945901	CDS3C30GTH 30V 50V 120V 1.9A 1W SOD
C912	0CE476WF6DC	MVK6.3TP16VC47M 47uF 20% 16V 80MA -	ZD1107	EAH33945901	CDS3C30GTH 30V 50V 120V 1.9A 1W SOD
C914	0CK104CK56A	0603B104K500CT 100nF 10% 50V X7R -5	ZD1108	EAH33945901	CDS3C30GTH 30V 50V 120V 1.9A 1W SOD
C915	0CE107WF6DC	MVK6.3TP16VC100M 100uF 20% 16V 80MA	ZD1109	EAH33945901	CDS3C30GTH 30V 50V 120V 1.9A 1W SOD
C917	0CK104CK56A	0603B104K500CT 100nF 10% 50V X7R -5	ZD1112	EAH33945901	CDS3C30GTH 30V 50V 120V 1.9A 1W SOD
C924	0CE107WH6DC	MVK8.0TP25VC100M 100uF 20% 25V 180M	ZD1113	EAH33945901	CDS3C30GTH 30V 50V 120V 1.9A 1W SOD
C925	0CE227WF6DC	MVK8.0TP16VC220M 220uF 20% 16V 80MA	ZD1114	EAH33945901	CDS3C30GTH 30V 50V 120V 1.9A 1W SOD
C928	0CE227WF6DC	MVK8.0TP16VC220M 220uF 20% 16V 80MA	ZD1201	EAH33946001	CDS3C05GTA 5.6V 6.4V 19V 1.9A 1W SO
C929	0CE227WF6DC	MVK8.0TP16VC220M 220uF 20% 16V 80MA	ZD1202	EAH33946001	CDS3C05GTA 5.6V 6.4V 19V 1.9A 1W SO
C931	0CK104CK56A	0603B104K500CT 100nF 10% 50V X7R -5	ZD1203	EAH33945901	CDS3C30GTH 30V 50V 120V 1.9A 1W SOD
C932	0CK104CK56A	0603B104K500CT 100nF 10% 50V X7R -5	ZD1211	EAH33946001	CDS3C05GTA 5.6V 6.4V 19V 1.9A 1W SO
C933	0CK104CK56A	0603B104K500CT 100nF 10% 50V X7R -5	ZD1212	EAH33946001	CDS3C05GTA 5.6V 6.4V 19V 1.9A 1W SO
C934	0CK104CK56A	0603B104K500CT 100nF 10% 50V X7R -5	ZD1218	EAH33945901	CDS3C30GTH 30V 50V 120V 1.9A 1W SOD
C935	0CK104CK56A	0603B104K500CT 100nF 10% 50V X7R -5	ZD1219	EAH33945901	CDS3C30GTH 30V 50V 120V 1.9A 1W SOD
C937	0CE107WF6DC	MVK6.3TP16VC100M 100uF 20% 16V 80MA	ZD1220	EAH33945901	CDS3C30GTH 30V 50V 120V 1.9A 1W SOD
C954	0CE477WF6DC	MVK10TP16VC470M 470uF 20% 16V 80MA	ZD1221	EAH33945901	CDS3C30GTH 30V 50V 120V 1.9A 1W SOD
C956	0CK474CH94A	0603F474Z250CT 470nF -20TO+80% 25V	ZD1222	EAH33945901	CDS3C30GTH 30V 50V 120V 1.9A 1W SOD
C957	0CE107WF6DC	MVK6.3TP16VC100M 100uF 20% 16V 80MA	ZD1223	EAH33945901	CDS3C30GTH 30V 50V 120V 1.9A 1W SOD
C958	0CE107WF6DC	MVK6.3TP16VC100M 100uF 20% 16V 80MA	ZD1224	EAH33945901	CDS3C30GTH 30V 50V 120V 1.9A 1W SOD
C959	0CE107WF6DC	MVK6.3TP16VC100M 100uF 20% 16V 80MA	ZD1226	EAH33945901	CDS3C30GTH 30V 50V 120V 1.9A 1W SOD
C960	0CK104CK56A	0603B104K500CT 100nF 10% 50V X7R -5	ZD1228	EAH33946001	CDS3C05GTA 5.6V 6.4V 19V 1.9A 1W SO
C961	0CK104CK56A	0603B104K500CT 100nF 10% 50V X7R -5	ZD1229	EAH33946001	CDS3C05GTA 5.6V 6.4V 19V 1.9A 1W SO
C962	0CK104CK56A	0603B104K500CT 100nF 10% 50V X7R -5	ZD1300	0DZRM00248A	RLZ8.2B 8.2V 7.78TO8.19V 8OHM 500MW
C969	0CE107WF6DC	MVK6.3TP16VC100M 100uF 20% 16V 80MA	ICs		
C970	0CE107WF6DC	MVK6.3TP16VC100M 100uF 20% 16V 80MA	IC100	0IPRP00703B	STI5100GUC 3.3V 5u 27M PBGA TR 336P
C971	0CE107WF6DC	MVK6.3TP16VC100M 100uF 20% 16V 80MA	IC1002	0IMMRAL014D	AT24C02BN-10SU-1.8 2KBIT 256x8BIT 1
C972	0CK104CK56A	0603B104K500CT 100nF 10% 50V X7R -5	IC1003	0IMMRAL014D	AT24C02BN-10SU-1.8 2KBIT 256x8BIT 1
C973	0CK104CK56A	0603B104K500CT 100nF 10% 50V X7R -5	IC1004	EAN33595101	STHDM1002A 3.135TO3.465 9NSEC 9NSEC
C974	0CK104CK56A	0603B104K500CT 100nF 10% 50V X7R -5	IC102	0ISTLPH026A	74LVC14APW 1.2TO3.6V 0.01mA SCHMITT
C975	0CE107WF6DC	MVK6.3TP16VC100M 100uF 20% 16V 80MA	IC103	0IMP242560A	24LC256T-I/SM 256KBIT 256KX8BIT 2.5
C977	0CK104CK56A	0603B104K500CT 100nF 10% 50V X7R -5	IC1100	0IMMRAL014D	AT24C02BN-10SU-1.8 2KBIT 256x8BIT 1
C980	0CK103CK56A	0603B103K500CT 10nF 10% 50V X7R -55	IC1101	0IPH741400E	74HC14D 2TO6V 0.002mA SCHMITT TRIGG
C981	0CE476WF6DC	MVK6.3TP16VC47M 47uF 20% 16V 80MA -	IC1102	0IPRP00009A	ICL3232CBNZ 3VTO5.5V - SSOP R/TP 16
ZD1102	0CC100CK41A	C1608C0G1H100JT 10pF 5% 50V C0G -55	IC1104	0ITO741570C	TC74LCX157FT 2TO3.6V 0.01mA MULTIPL
ZD1103	0CC100CK41A	C1608C0G1H100JT 10pF 5% 50V C0G -55	IC1105	0IMCRFA018A	NC7SB3157P6X_NL 1.65TO5.5V 0.001mA
DIODES			IC1106	0IMCRFA018A	NC7SB3157P6X_NL 1.65TO5.5V 0.001mA
D100	EAH33945901	CDS3C30GTH 30V 50V 120V 1.9A 1W SOD	IC1300	0IMCRMN028C	MSP4450K-QA-D6 7.6TO8.7V_4.75TO5.25
D1000	0DD184009AA	KDS184 KDS184 TP KEC - 85V - - - 30	IC1301	0ILNR00261C	STA335BW 5TO26V 0 10% 20W 0W 80dB 2
D1001	0DD184009AA	KDS184 KDS184 TP KEC - 85V - - - 30	IC1400	0ISO206900A	CXA2069Q 8.5TO9.5V - - 1.3W QFP TR
D101	EAH33946001	CDS3C05GTA 5.6V 6.4V 19V 1.9A 1W SO	IC200	0IPMG78391A	SC2595STR 2.3TO5V 0 0W SOIC R/TP 8P
D102	EAH33946001	CDS3C05GTA 5.6V 6.4V 19V 1.9A 1W SO	IC201	0IMMRMR027E	MX29LV320CTTC-70G 32MBIT 4MX8BIT_2M
D103	EAH33945901	CDS3C30GTH 30V 50V 120V 1.9A 1W SOD	IC202	0IMMRIH038B	HYB25D(C)256160CE-5 256MBIT 4MX16BI
D104	EAH33945901	CDS3C30GTH 30V 50V 120V 1.9A 1W SOD	IC300	0ISTLPH003B	74LVC541APW 1.2TO3.6V 0.01mA BUFFER
D900	0DS226009AA	KDS226 1.2V 85V 300MA 2A 4NSEC 150M	IC301	0IMCRFA013A	74LCX244MTC 2TO3.6V 0.01mA BUFFER/L
D902	0DS226009AA	KDS226 1.2V 85V 300MA 2A 4NSEC 150M	IC404	0ISTLPH026A	74LVC14APW 1.2TO3.6V 0.01mA SCHMITT
D903	0DS226009AA	KDS226 1.2V 85V 300MA 2A 4NSEC 150M	IC410	0ITO741570C	TC74LCX157FT 2TO3.6V 0.01mA MULTIPL
D904	0DS226009AA	KDS226 1.2V 85V 300MA 2A 4NSEC 150M	IC500	0IMCRSJ001A	SC1565IST-1.8 2.2TO5.5V 1.8V 0W SOT
			IC501	0IPMG00027A	SC156515M-1.8TR 2.2TO5.5V 1.8V 0W T

LOC. NO.	PART NO.	DESCRIPTION / SPECIFICATION	LOC. NO.	PART NO.	DESCRIPTION / SPECIFICATION
IC502	0IMCRSJ001B	SC1565IST-2.5TR 2.2TO5V 2.5V 0W SOT	L1403	6210TCE001G	"Filter,BeadHH-1M3216-501JT 500OHM 3"
IC503	0IPMGKE030A	KIA78R05F 6TO12V 5V 8W DPAK R/TP 5P	L1404	EAM37276902	"Filter,LCRLCF20P101-TM LPF(EMI) 100"
IC504	0IPMGKE031A	KIA78R33F 4TO10V 3.3V 8W DPAK R/TP	L1405	EAM37574201	"Filter,LCRLC-2012-250JT LPF(EMI) 25"
IC505	0IPMGKE031A	KIA78R33F 4TO10V 3.3V 8W DPAK R/TP	L1406	EAM37574201	"Filter,LCRLC-2012-250JT LPF(EMI) 25"
IC506	0ISTL00029A	MC33078DR2G +-5TO+-18V 2mV 0.002% 0	L1407	EAM37574201	"Filter,LCRLC-2012-250JT LPF(EMI) 25"
IC600	0IPRP00602A	TPS2010ADR 2.7TO5.5V 8.6MSEC 3.4MSE	L1408	EAM37276902	"Filter,LCRLCF20P101-TM LPF(EMI) 100"
IC700	EAN33595901	"FLI8548H-LF-BE 300MVTO3.6V,300MVTO2"	L1409	EAM37276902	"Filter,LCRLCF20P101-TM LPF(EMI) 100"
IC701	0IMP242560A	24LC256T-I/SM 256KBIT 256KX8BIT 2.5	L1410	EAM37574201	"Filter,LCRLC-2012-250JT LPF(EMI) 25"
IC702	EAN34099701	M2404HEPROM 4KBIT 512 x 8bit 2.5VTO	L1412	6210TCE001E	"Filter,BeadHB-1M2012-800JT(H:1mm) 8"
IC800	EAN31729201	HY5DU561622ETP-4 256MBIT 16M * 16bi	L1413	6210TCE001E	"Filter,BeadHB-1M2012-800JT(H:1mm) 8"
IC801	EAN31729201	HY5DU561622ETP-4 256MBIT 16M * 16bi	L400	6210TCE001G	"Filter,BeadHH-1M3216-501JT 500OHM 3"
IC802	0IMMRMR027E	MX29LV320CTTC-70G 32MBIT 4MX8BIT_2M	L606	6210TCE001G	"Filter,BeadHH-1M3216-501JT 500OHM 3"
IC804	0IPMG78391A	SC2595STR 2.3TO5V 0 0W SOIC R/TP 8P	L607	6210TCE001G	"Filter,BeadHH-1M3216-501JT 500OHM 3"
IC900	0IPMGFA061A	FAN1587AD33X 4.8TO10.3V 3.3V 0W TO2	L700	6210TCE001G	"Filter,BeadHH-1M3216-501JT 500OHM 3"
IC901	0IPMGFA061A	FAN1587AD33X 4.8TO10.3V 3.3V 0W TO2	L701	6210TCE001G	"Filter,BeadHH-1M3216-501JT 500OHM 3"
IC902	0IPMG00107A	AZ1117H-2.5TR/E1 15V 2.5V 0W SOT223	L703	6210TCE001G	"Filter,BeadHH-1M3216-501JT 500OHM 3"
IC903	0IPMG00027A	SC156515M-1.8TR 2.2TO5.5V 1.8V 0W T	L704	6210TCE001G	"Filter,BeadHH-1M3216-501JT 500OHM 3"
IC904	EAN32662801	KA7809ERTM 35V to 40V 9V 1W DPAK R/	L705	6210TCE001G	"Filter,BeadHH-1M3216-501JT 500OHM 3"
FILTERs & INDUCTORS					
L100	6210TCE001G	"Filter,BeadHH-1M3216-501JT 500OHM 3"	L800	6210TCE001G	"Filter,BeadHH-1M3216-501JT 500OHM 3"
L101	6210TCE001G	"Filter,BeadHH-1M3216-501JT 500OHM 3"	L801	6210TCE001G	"Filter,BeadHH-1M3216-501JT 500OHM 3"
L102	6210TCE001G	"Filter,BeadHH-1M3216-501JT 500OHM 3"	L900	6210TCE001X	"Filter,BeadHU-1H4532-121JT 120OHM 4"
L103	6210TCE001G	"Filter,BeadHH-1M3216-501JT 500OHM 3"	L901	EAM37574201	"Filter,LCRLC-2012-250JT LPF(EMI) 25"
L104	6210TCE001G	"Filter,BeadHH-1M3216-501JT 500OHM 3"	L902	EAM37574201	"Filter,LCRLC-2012-250JT LPF(EMI) 25"
L105	6210TCE001G	"Filter,BeadHH-1M3216-501JT 500OHM 3"	L903	EAM37574201	"Filter,LCRLC-2012-250JT LPF(EMI) 25"
L106	6210TCE001G	"Filter,BeadHH-1M3216-501JT 500OHM 3"	L904	EAM37574201	"Filter,LCRLC-2012-250JT LPF(EMI) 25"
L108	6210TCE001G	"Filter,BeadHH-1M3216-501JT 500OHM 3"	L905	EAM37574201	"Filter,LCRLC-2012-250JT LPF(EMI) 25"
L1101	6210TCE001L	"Filter,BeadHB-1T2012-102JT 1000OHM"	L906	EAM37574201	"Filter,LCRLC-2012-250JT LPF(EMI) 25"
L1102	6210TCE001L	"Filter,BeadHB-1T2012-102JT 1000OHM"	L907	6210TCE001G	"Filter,BeadHH-1M3216-501JT 500OHM 3"
L1104	6210TCE001G	"Filter,BeadHH-1M3216-501JT 500OHM 3"	L908	EAM37574201	"Filter,LCRLC-2012-250JT LPF(EMI) 25"
L1105	6210TCE001P	"Filter,BeadHB-1S2012-121JT(H:1mm) 1"	L909	6210TCE001G	"Filter,BeadHH-1M3216-501JT 500OHM 3"
L1106	6210TCE001P	"Filter,BeadHB-1S2012-121JT(H:1mm) 1"	L911	6210TCE001X	"Filter,BeadHU-1H4532-121JT 120OHM 4"
L1107	6210TCE001P	"Filter,BeadHB-1S2012-121JT(H:1mm) 1"	L912	6210TCE001X	"Filter,BeadHU-1H4532-121JT 120OHM 4"
L1108	6210TCE001P	"Filter,BeadHB-1S2012-121JT(H:1mm) 1"	L913	6210TCE001G	"Filter,BeadHH-1M3216-501JT 500OHM 3"
L1109	6210TCE001P	"Filter,BeadHB-1S2012-121JT(H:1mm) 1"	L918	6210TCE001X	"Filter,BeadHU-1H4532-121JT 120OHM 4"
L1205	6210TCE001G	"Filter,BeadHH-1M3216-501JT 500OHM 3"	L919	6210TCE001X	"Filter,BeadHU-1H4532-121JT 120OHM 4"
L1206	6210TCE001Z	"Filter,BeadHH-1M2012-600JT 600OHM 2X"	L923	6210TCE001G	"Filter,BeadHH-1M3216-501JT 500OHM 3"
L1207	6210TCE001Z	"Filter,BeadHH-1M2012-600JT 600OHM 2X"	L925	6210TCE001G	"Filter,BeadHH-1M3216-501JT 500OHM 3"
L1208	6210TCE001Z	"Filter,BeadHH-1M2012-600JT 600OHM 2X"	L100	0LC2000005K	"Inductor,Multilayer,ChipFI-D2012-22"
L1211	6210TCE001L	"Filter,BeadHB-1T2012-102JT 1000OHM"	L109	0LC1032101A	"Inductor,Multilayer,ChipFI-C3216-10"
L1212	6210TCE001L	"Filter,BeadHB-1T2012-102JT 1000OHM"	L1209	0LCML00020G	"Inductor,Multilayer,ChipMLI-201209."
L1215	6210TCE001G	"Filter,BeadHH-1M3216-501JT 500OHM 3"	L1210	0LCML00020G	"Inductor,Multilayer,ChipMLI-201209."
L1300	6210TCE001G	"Filter,BeadHH-1M3216-501JT 500OHM 3"	L1213	0LCML00020G	"Inductor,Multilayer,ChipMLI-201209."
L1301	6210TCE001G	"Filter,BeadHH-1M3216-501JT 500OHM 3"	L1214	0LCML00020G	"Inductor,Multilayer,ChipMLI-201209."
L1302	6210TCE001G	"Filter,BeadHH-1M3216-501JT 500OHM 3"	L1216	0LCML00020G	"Inductor,Multilayer,ChipMLI-201209."
L1303	6210TCE001G	"Filter,BeadHH-1M3216-501JT 500OHM 3"	L1217	0LCML00020G	"Inductor,Multilayer,ChipMLI-201209."
L1309	6210TCE001S	"Filter,BeadHU-1M2012-121 120OHM 2X1"	L1218	0LCML00020G	"Inductor,Multilayer,ChipMLI-201209."
L1310	6210TCE001S	"Filter,BeadHU-1M2012-121 120OHM 2X1"	L1219	0LCML00020G	"Inductor,Multilayer,ChipMLI-201209."
L1311	6210TCE001S	"Filter,BeadHU-1M2012-121 120OHM 2X1"	L1220	0LCML00020G	"Inductor,Multilayer,ChipMLI-201209."
L1312	6210TCE001S	"Filter,BeadHU-1M2012-121 120OHM 2X1"	L1221	0LCML00020G	"Inductor,Multilayer,ChipMLI-201209."
L1314	6210TCE001G	"Filter,BeadHH-1M3216-501JT 500OHM 3"	L1222	0LCML00020G	"Inductor,Multilayer,ChipMLI-201209."
L1315	6210TCE001G	"Filter,BeadHH-1M3216-501JT 500OHM 3"	L1304	0LCTO00019A	"Inductor,Wire Wound,ChipD75C-646CY."
L1401	6210TCE001G	"Filter,BeadHH-1M3216-501JT 500OHM 3"	L1305	0LCTO00019A	"Inductor,Wire Wound,ChipD75C-646CY."
L1402	6210TCE001G	"Filter,BeadHH-1M3216-501JT 500OHM 3"	L1306	0LCTO00019A	"Inductor,Wire Wound,ChipD75C-646CY."

LOC. NO.	PART NO.	DESCRIPTION / SPECIFICATION	LOC. NO.	PART NO.	DESCRIPTION / SPECIFICATION
L1307	0LCTO00019A	"Inductor,Wire Wound,ChipD75C-646CY-"	AR102	0RJ0472C687	RCA86TRJ47R0 470HM 5% 1/16W 4 SMD R
L600	0LCTA00003A	"Inductor,Wire Wound,ChipLEMC3225T6R"	AR103	0RJ0472C687	RCA86TRJ47R0 470HM 5% 1/16W 4 SMD R
L601	0LCTA00003A	"Inductor,Wire Wound,ChipLEMC3225T6R"	AR104	0RJ0472C687	RCA86TRJ47R0 470HM 5% 1/16W 4 SMD R
L604	0LC0233002A	"Inductor,Multilayer,ChipFI-B2012-33"	AR105	0RJ0472C687	RCA86TRJ47R0 470HM 5% 1/16W 4 SMD R
L605	0LCTA00003A	"Inductor,Wire Wound,ChipLEMC3225T6R"	AR106	0RJ0472C687	RCA86TRJ47R0 470HM 5% 1/16W 4 SMD R
TRANSISTORS & FETS					
Q100	0TR387500AA	"TR,Bipolar2SC3875S(ALY) NPN 5V 60V"	AR107	0RJ0472C687	RCA86TRJ47R0 470HM 5% 1/16W 4 SMD R
Q101	0TR387500AA	"TR,Bipolar2SC3875S(ALY) NPN 5V 60V"	AR108	0RJ0472C687	RCA86TRJ47R0 470HM 5% 1/16W 4 SMD R
Q1100	0TR387500AA	"TR,Bipolar2SC3875S(ALY) NPN 5V 60V"	AR109	0RJ0472C687	RCA86TRJ47R0 470HM 5% 1/16W 4 SMD R
Q1200	0TR387500AA	"TR,Bipolar2SC3875S(ALY) NPN 5V 60V"	AR110	0RJ0472C687	RCA86TRJ47R0 470HM 5% 1/16W 4 SMD R
Q1201	0TR387500AA	"TR,Bipolar2SC3875S(ALY) NPN 5V 60V"	AR111	0RJ0472C687	RCA86TRJ47R0 470HM 5% 1/16W 4 SMD R
Q1202	0TR387500AA	"TR,Bipolar2SC3875S(ALY) NPN 5V 60V"	AR200	0RJ0222C687	RCA86TRJ22R0 220HM 5% 1/16W 4 SMD R
Q1203	0TR102009AM	"TR,BipolarKRA102S PNP -30V 0V -50V"	AR201	0RJ0222C687	RCA86TRJ22R0 220HM 5% 1/16W 4 SMD R
Q1204	0TR387500AA	"TR,Bipolar2SC3875S(ALY) NPN 5V 60V"	AR202	0RJ0222C687	RCA86TRJ22R0 220HM 5% 1/16W 4 SMD R
Q1300	0TR387500AA	"TR,Bipolar2SC3875S(ALY) NPN 5V 60V"	AR203	0RJ0222C687	RCA86TRJ22R0 220HM 5% 1/16W 4 SMD R
Q1301	0TR387500AA	"TR,Bipolar2SC3875S(ALY) NPN 5V 60V"	AR204	0RJ0222C687	RCA86TRJ22R0 220HM 5% 1/16W 4 SMD R
Q1302	0TR387500AA	"TR,Bipolar2SC3875S(ALY) NPN 5V 60V"	AR205	0RJ0222C687	RCA86TRJ22R0 220HM 5% 1/16W 4 SMD R
Q1303	0TR387500AA	"TR,Bipolar2SC3875S(ALY) NPN 5V 60V"	AR206	0RJ0222C687	RCA86TRJ22R0 220HM 5% 1/16W 4 SMD R
Q1304	0TR387500AA	"TR,Bipolar2SC3875S(ALY) NPN 5V 60V"	AR700	0RZZH033273	MNR04M0ABJ330 330HM 5% 1/16W 4 SMD
Q1305	0TR102009AM	"TR,BipolarKRA102S PNP -30V 0V -50V"	AR701	0RZZH033273	MNR04M0ABJ330 330HM 5% 1/16W 4 SMD
Q1400	0TR387500AA	"TR,Bipolar2SC3875S(ALY) NPN 5V 60V"	AR702	0RZZH033273	MNR04M0ABJ330 330HM 5% 1/16W 4 SMD
Q1401	0TR387500AA	"TR,Bipolar2SC3875S(ALY) NPN 5V 60V"	AR703	0RJ0222C692	MNR04 M0APJ 220 220HM 5% 1/16W 1005
Q1402	0TR387500AA	"TR,Bipolar2SC3875S(ALY) NPN 5V 60V"	AR704	0RJ0222C692	MNR04 M0APJ 220 220HM 5% 1/16W 1005
Q1403	0TR150400BA	"TR,Bipolar2SA1504S(ASY) PNP -5V -50"	AR706	0RZZH033273	MNR04M0ABJ330 330HM 5% 1/16W 4 SMD
Q1404	0TR387500AA	"TR,Bipolar2SC3875S(ALY) NPN 5V 60V"	AR707	0RZZH033273	MNR04M0ABJ330 330HM 5% 1/16W 4 SMD
Q400	0TR387500AA	"TR,Bipolar2SC3875S(ALY) NPN 5V 60V"	AR708	0RZZH033273	MNR04M0ABJ330 330HM 5% 1/16W 4 SMD
Q401	0TR387500AA	"TR,Bipolar2SC3875S(ALY) NPN 5V 60V"	AR709	0RZZH033273	MNR04M0ABJ330 330HM 5% 1/16W 4 SMD
Q402	0TR387500AA	"TR,Bipolar2SC3875S(ALY) NPN 5V 60V"	AR710	0RZZH033273	MNR04M0ABJ330 330HM 5% 1/16W 4 SMD
Q500	0TR102009AM	"TR,BipolarKRA102S PNP -30V 0V -50V"	AR800	EBC32260601	MNR04M0APJ101 1000HM 5% 1/16W 4 SMD
Q502	0TR387500AA	"TR,Bipolar2SC3875S(ALY) NPN 5V 60V"	AR801	EBC32260601	MNR04M0APJ101 1000HM 5% 1/16W 4 SMD
Q503	0TR387500AA	"TR,Bipolar2SC3875S(ALY) NPN 5V 60V"	AR802	EBC32260601	MNR04M0APJ101 1000HM 5% 1/16W 4 SMD
Q504	0TR150400BA	"TR,Bipolar2SA1504S(ASY) PNP -5V -50"	AR803	EBC32260601	MNR04M0APJ101 1000HM 5% 1/16W 4 SMD
Q602	0TR150400BA	"TR,Bipolar2SA1504S(ASY) PNP -5V -50"	AR804	EBC32260601	MNR04M0APJ101 1000HM 5% 1/16W 4 SMD
Q603	0TR387500AA	"TR,Bipolar2SC3875S(ALY) NPN 5V 60V"	AR805	EBC32260601	MNR04M0APJ101 1000HM 5% 1/16W 4 SMD
Q604	0TR387500AA	"TR,Bipolar2SC3875S(ALY) NPN 5V 60V"	AR806	EBC32260601	MNR04M0APJ101 1000HM 5% 1/16W 4 SMD
Q606	0TR150400BA	"TR,Bipolar2SA1504S(ASY) PNP -5V -50"	AR807	EBC32260601	MNR04M0APJ101 1000HM 5% 1/16W 4 SMD
Q607	0TR150400BA	"TR,Bipolar2SA1504S(ASY) PNP -5V -50"	AR808	EBC32260601	MNR04M0APJ101 1000HM 5% 1/16W 4 SMD
Q608	0TR387500AA	"TR,Bipolar2SC3875S(ALY) NPN 5V 60V"	AR809	EBC32260601	MNR04M0APJ101 1000HM 5% 1/16W 4 SMD
Q609	0TR150400BA	"TR,Bipolar2SA1504S(ASY) PNP -5V -50"	AR810	EBC32260601	MNR04M0APJ101 1000HM 5% 1/16W 4 SMD
Q800	0TR387500AA	"TR,Bipolar2SC3875S(ALY) NPN 5V 60V"	R100	0RJ0000D677	MCR03EZPJ000 00HM 5% 1/10W 1608 R/T
Q900	0TR387500AA	"TR,Bipolar2SC3875S(ALY) NPN 5V 60V"	R100	0RJ1000D677	MCR03EZPJ101 1000HM 5% 1/10W 1608 R
Q901	0TR387500AA	"TR,Bipolar2SC3875S(ALY) NPN 5V 60V"	R101	0RJ0752D677	MCR03EZPJ750 750HM 5% 1/10W 1608 R/
Q902	0TR387500AA	"TR,Bipolar2SC3875S(ALY) NPN 5V 60V"	R101	0RH1100D622	MCR10EZHJ111 1100HM 5% 1/8W 2012 R/
Q903	0TR387500AA	"TR,Bipolar2SC3875S(ALY) NPN 5V 60V"	R101	0RJ0000D677	MCR03EZPJ000 00HM 5% 1/10W 1608 R/T
Q904	0TR387500AA	"TR,Bipolar2SC3875S(ALY) NPN 5V 60V"	R1016	0RJ0222D677	MCR03EZPJ220 220HM 5% 1/10W 1608 R/
Q905	0TR387500AA	"TR,Bipolar2SC3875S(ALY) NPN 5V 60V"	R1017	0RJ0222D677	MCR03EZPJ220 220HM 5% 1/10W 1608 R/
IC803	EBK32753101	FETSIA4925BDY P-CHANNEL MOSFET -30V	R1018	0RJ6800D677	MCR03EZPJ681 6800HM 5% 1/10W 1608 R
Q1001	0TR830009BA	FETBSS83 N-CHANNEL MOSFET 10V 2 50M	R1019	0RJ0222D677	MCR03EZPJ220 220HM 5% 1/10W 1608 R/
RESISTORS					
AR100	0RJ0472C687	RCA86TRJ47R0 470HM 5% 1/16W 4 SMD R	R102	0RJ4700D677	MCR03EZPJ471 4700HM 5% 1/10W 1608 R
AR101	0RJ0472C687	RCA86TRJ47R0 470HM 5% 1/16W 4 SMD R	R102	0RJ0472D677	MCR03EZPJ470 470HM 5% 1/10W 1608 R/
			R102	0RH1101D622	MCR10EZHJ112 1.1KOHM 5% 1/8W 2012 R
			R102	0RJ0000D677	MCR03EZPJ000 00HM 5% 1/10W 1608 R/T
			R1020	0RJ6800D677	MCR03EZPJ681 6800HM 5% 1/10W 1608 R
			R1021	0RJ0222D677	MCR03EZPJ220 220HM 5% 1/10W 1608 R/
			R1022	0RJ0222D677	MCR03EZPJ220 220HM 5% 1/10W 1608 R/
			R1023	0RJ0222D677	MCR03EZPJ220 220HM 5% 1/10W 1608 R/

LOC. NO.	PART NO.	DESCRIPTION / SPECIFICATION	LOC. NO.	PART NO.	DESCRIPTION / SPECIFICATION
R103	0RJ2203D677	MCR03EZPJ224 220KOHM 5% 1/10W 1608	R1118	0RJ1001D677	MCR03EZPJ102 1KOHM 5% 1/10W 1608 R/
R103	0RJ0472D677	MCR03EZPJ470 470OHM 5% 1/10W 1608 R/	R1119	0RJ1001D677	MCR03EZPJ102 1KOHM 5% 1/10W 1608 R/
R103	0RH3301D622	MCR10EZHJ332 3.3KOHM 5% 1/8W 2012 R	R112	0RJ2002D677	MCR03EZPJ203. 20KOHM 5% 1/10W 1608
R103	0RJ2002D677	MCR03EZPJ203. 20KOHM 5% 1/10W 1608	R112	0RJ1002D677	MCR03EZPJ103 10KOHM 5% 1/10W 1608 R
R1038	0RJ0000D677	MCR03EZPJ000 0OHM 5% 1/10W 1608 R/T	R1120	0RJ4701D677	MCR03EZPJ472 4.7KOHM 5% 1/10W 1608
R1039	0RJ0000D677	MCR03EZPJ000 0OHM 5% 1/10W 1608 R/T	R1121	0RJ1001D677	MCR03EZPJ102 1KOHM 5% 1/10W 1608 R/
R104	0RJ4700D677	MCR03EZPJ471 470OHM 5% 1/10W 1608 R	R1122	0RJ4701D677	MCR03EZPJ472 4.7KOHM 5% 1/10W 1608
R104	0RH9101D622	MCR10EZHJ912 9.1KOHM 5% 1/8W 2012 R	R1123	0RJ0000D677	MCR03EZPJ000 0OHM 5% 1/10W 1608 R/T
R104	0RJ1302D677	MCR03EZPJ133 13KOHM 5% 1/10W 1608 R	R1124	0RJ1000D677	MCR03EZPJ101 100OHM 5% 1/10W 1608 R
R1040	0RJ4702D677	MCR03EZPJ473 47KOHM 5% 1/10W 1608 R	R1125	0RJ1000D677	MCR03EZPJ101 100OHM 5% 1/10W 1608 R
R1041	0RJ4702D677	MCR03EZPJ473 47KOHM 5% 1/10W 1608 R	R1126	0RJ1001D677	MCR03EZPJ102 1KOHM 5% 1/10W 1608 R/
R1042	0RJ4702D677	MCR03EZPJ473 47KOHM 5% 1/10W 1608 R	R1127	0RJ0000D677	MCR03EZPJ000 0OHM 5% 1/10W 1608 R/T
R1043	0RJ4702D677	MCR03EZPJ473 47KOHM 5% 1/10W 1608 R	R1128	0RJ1000D677	MCR03EZPJ101 100OHM 5% 1/10W 1608 R
R1044	0RJ3301D677	MCR03EZPJ332 3.3KOHM 5% 1/10W 1608	R1129	0RJ0000D677	MCR03EZPJ000 0OHM 5% 1/10W 1608 R/T
R1049	0RJ0000D677	MCR03EZPJ000 0OHM 5% 1/10W 1608 R/T	R113	0RJ1002D677	MCR03EZPJ103 10KOHM 5% 1/10W 1608 R
R105	0RJ2203D677	MCR03EZPJ224 220KOHM 5% 1/10W 1608	R1130	0RJ0000D677	MCR03EZPJ000 0OHM 5% 1/10W 1608 R/T
R105	0RJ4701D677	MCR03EZPJ472 4.7KOHM 5% 1/10W 1608	R1131	0RJ0000D677	MCR03EZPJ000 0OHM 5% 1/10W 1608 R/T
R105	0RH1100D622	MCR10EZHJ111 110OHM 5% 1/8W 2012 R/	R1133	0RJ0000D677	MCR03EZPJ000 0OHM 5% 1/10W 1608 R/T
R105	0RJ0000D677	MCR03EZPJ000 0OHM 5% 1/10W 1608 R/T	R1134	0RJ0000D677	MCR03EZPJ000 0OHM 5% 1/10W 1608 R/T
R1050	0RJ0000D677	MCR03EZPJ000 0OHM 5% 1/10W 1608 R/T	R1135	0RJ1001D677	MCR03EZPJ102 1KOHM 5% 1/10W 1608 R/
R1052	0RJ0000D677	MCR03EZPJ000 0OHM 5% 1/10W 1608 R/T	R1136	0RJ1000D677	MCR03EZPJ101 100OHM 5% 1/10W 1608 R
R1053	0RJ0000D677	MCR03EZPJ000 0OHM 5% 1/10W 1608 R/T	R1137	0RJ1000D677	MCR03EZPJ101 100OHM 5% 1/10W 1608 R
R1056	0RJ1002D677	MCR03EZPJ103 10KOHM 5% 1/10W 1608 R	R1139	0RJ1002D677	MCR03EZPJ103 10KOHM 5% 1/10W 1608 R
R1057	0RJ1002D677	MCR03EZPJ103 10KOHM 5% 1/10W 1608 R	R114	0RJ1002D677	MCR03EZPJ103 10KOHM 5% 1/10W 1608 R
R1058	0RJ1003D677	MCR03EZPJ104 100KOHM 5% 1/10W 1608	R1140	0RJ0000D677	MCR03EZPJ000 0OHM 5% 1/10W 1608 R/T
R1059	0RJ2702D677	MCR03EZPJ273 27KOHM 5% 1/10W 1608 R	R1141	0RJ0000D677	MCR03EZPJ000 0OHM 5% 1/10W 1608 R/T
R106	0RJ0000D677	MCR03EZPJ000 0OHM 5% 1/10W 1608 R/T	R1148	0RJ1000D677	MCR03EZPJ101 100OHM 5% 1/10W 1608 R
R106	0RJ0000D677	MCR03EZPJ000 0OHM 5% 1/10W 1608 R/T	R1150	0RJ1000D677	MCR03EZPJ101 100OHM 5% 1/10W 1608 R
R106	0RH1101D622	MCR10EZHJ112 1.1KOHM 5% 1/8W 2012 R	R1151	0RJ1000D677	MCR03EZPJ101 100OHM 5% 1/10W 1608 R
R106	0RJ0000D677	MCR03EZPJ000 0OHM 5% 1/10W 1608 R/T	R1152	0RJ1000D677	MCR03EZPJ101 100OHM 5% 1/10W 1608 R
R1060	0RJ3302D677	MCR03EZPJ333 33KOHM 5% 1/10W 1608 R	R1157	0RJ1000D677	MCR03EZPJ101 100OHM 5% 1/10W 1608 R
R1061	0RJ3302D677	MCR03EZPJ333 33KOHM 5% 1/10W 1608 R	R1158	0RJ1000D677	MCR03EZPJ101 100OHM 5% 1/10W 1608 R
R1065	0RJ0000D677	MCR03EZPJ000 0OHM 5% 1/10W 1608 R/T	R1161	0RJ1000D677	MCR03EZPJ101 100OHM 5% 1/10W 1608 R
R107	0RJ0752D677	MCR03EZPJ750 75OHM 5% 1/10W 1608 R/	R1162	0RJ4701D677	MCR03EZPJ472 4.7KOHM 5% 1/10W 1608
R107	0RH3301D622	MCR10EZHJ332 3.3KOHM 5% 1/8W 2012 R	R1164	0RJ1000D677	MCR03EZPJ101 100OHM 5% 1/10W 1608 R
R108	0RJ0000D677	MCR03EZPJ000 0OHM 5% 1/10W 1608 R/T	R1165	0RJ1000D677	MCR03EZPJ101 100OHM 5% 1/10W 1608 R
R108	0RH9101D622	MCR10EZHJ912 9.1KOHM 5% 1/8W 2012 R	R1166	0RJ3301D677	MCR03EZPJ332 3.3KOHM 5% 1/10W 1608
R109	0RJ0752D677	MCR03EZPJ750 75OHM 5% 1/10W 1608 R/	R1171	0RJ0000D677	MCR03EZPJ000 0OHM 5% 1/10W 1608 R/T
R109	0RH0000D622	MCR10EZHJ000 0OHM 5% 1/8W 2012 R/TP	R1185	0RH0000D622	MCR10EZHJ000 0OHM 5% 1/8W 2012 R/TP
R110	0RJ0000D677	MCR03EZPJ000 0OHM 5% 1/10W 1608 R/T	R1186	0RH0000D622	MCR10EZHJ000 0OHM 5% 1/8W 2012 R/TP
R110	0RJ1002D677	MCR03EZPJ103 10KOHM 5% 1/10W 1608 R	R119	0RJ0000D677	MCR03EZPJ000 0OHM 5% 1/10W 1608 R/T
R110	0RH0000D622	MCR10EZHJ000 0OHM 5% 1/8W 2012 R/TP	R120	0RJ1802D677	MCR03EZPJ183 18KOHM 5% 1/10W 1608 R
R1101	0RJ1002D677	MCR03EZPJ103 10KOHM 5% 1/10W 1608 R	R1200	0RJ0752D677	MCR03EZPJ750 75OHM 5% 1/10W 1608 R/
R1102	0RJ1001D677	MCR03EZPJ102 1KOHM 5% 1/10W 1608 R/	R1201	0RJ0000D677	MCR03EZPJ000 0OHM 5% 1/10W 1608 R/T
R1103	0RJ1002D677	MCR03EZPJ103 10KOHM 5% 1/10W 1608 R	R1202	0RJ0682D677	MCR03EZPJ680 68OHM 5% 1/10W 1608 R/
R1104	0RJ0000D677	MCR03EZPJ000 0OHM 5% 1/10W 1608 R/T	R1203	0RJ4703D677	MCR03EZPJ474 470KOHM 5% 1/10W 1608
R1107	0RJ4701D677	MCR03EZPJ472 4.7KOHM 5% 1/10W 1608	R1204	0RJ4702D677	MCR03EZPJ473 47KOHM 5% 1/10W 1608 R
R1108	0RJ4701D677	MCR03EZPJ472 4.7KOHM 5% 1/10W 1608	R1205	0RJ2203D677	MCR03EZPJ224 220KOHM 5% 1/10W 1608
R111	0RJ7501D677	MCR03EZPJ752 7.5KOHM 5% 1/10W 1608	R1207	0RJ2203D677	MCR03EZPJ224 220KOHM 5% 1/10W 1608
R111	0RJ1002D677	MCR03EZPJ103 10KOHM 5% 1/10W 1608 R	R1209	0RJ3002D677	MCR03EZPJ303 30KOHM 5% 1/10W 1608 R
R1113	0RJ0752D677	MCR03EZPJ750 75OHM 5% 1/10W 1608 R/	R121	0RJ1202D677	MCR03EZPJ123 12KOHM 5% 1/10W 1608 R
R1114	0RJ2203D677	MCR03EZPJ224 220KOHM 5% 1/10W 1608	R1210	0RJ2203D677	MCR03EZPJ224 220KOHM 5% 1/10W 1608
R1115	0RJ0752D677	MCR03EZPJ750 75OHM 5% 1/10W 1608 R/	R1211	0RJ4703D677	MCR03EZPJ474 470KOHM 5% 1/10W 1608
R1116	0RJ2203D677	MCR03EZPJ224 220KOHM 5% 1/10W 1608	R1212	0RJ2203D677	MCR03EZPJ224 220KOHM 5% 1/10W 1608
R1117	0RJ0752D677	MCR03EZPJ750 75OHM 5% 1/10W 1608 R/	R1213	0RJ4703D677	MCR03EZPJ474 470KOHM 5% 1/10W 1608

LOC. NO.	PART NO.	DESCRIPTION / SPECIFICATION	LOC. NO.	PART NO.	DESCRIPTION / SPECIFICATION
R1214	0RJ0752D677	MCR03EZPJ750 75OHM 5% 1/10W 1608 R/	R1287	0RH0000D622	MCR10EZHJ000 0OHM 5% 1/8W 2012 R/TP
R1215	0RJ1001D477	MCR03EZPF102 1KOHM 1% 1/10W 1608 R/	R1288	0RH0000D622	MCR10EZHJ000 0OHM 5% 1/8W 2012 R/TP
R1216	0RJ1001D477	MCR03EZPF102 1KOHM 1% 1/10W 1608 R/	R1289	0RH0000D622	MCR10EZHJ000 0OHM 5% 1/8W 2012 R/TP
R1219	0RJ0752D677	MCR03EZPJ750 75OHM 5% 1/10W 1608 R/	R129	0RJ0472D677	MCR03EZPJ470 47OHM 5% 1/10W 1608 R/
R122	0RJ0472D677	MCR03EZPJ470 47OHM 5% 1/10W 1608 R/	R1290	0RH0000D622	MCR10EZHJ000 0OHM 5% 1/8W 2012 R/TP
R1220	0RJ2203D677	MCR03EZPJ224 220KOHM 5% 1/10W 1608	R1291	0RH0000D622	MCR10EZHJ000 0OHM 5% 1/8W 2012 R/TP
R1221	0RJ0752D677	MCR03EZPJ750 75OHM 5% 1/10W 1608 R/	R1292	0RH0000D622	MCR10EZHJ000 0OHM 5% 1/8W 2012 R/TP
R1222	0RJ0752D677	MCR03EZPJ750 75OHM 5% 1/10W 1608 R/	R1293	0RH0000D622	MCR10EZHJ000 0OHM 5% 1/8W 2012 R/TP
R1223	0RJ2203D677	MCR03EZPJ224 220KOHM 5% 1/10W 1608	R1300	0RJ6202D677	MCR03EZPJ623 62KOHM 5% 1/10W 1608 R
R1224	0RJ1001D677	MCR03EZPJ102 1KOHM 5% 1/10W 1608 R/	R1301	0RJ2402D677	MCR03EZPJ243 24KOHM 5% 1/10W 1608 R
R1225	0RJ1001D477	MCR03EZPF102 1KOHM 1% 1/10W 1608 R/	R1302	0RJ4700D677	MCR03EZPJ471 470OHM 5% 1/10W 1608 R
R1226	0RJ1001D477	MCR03EZPF102 1KOHM 1% 1/10W 1608 R/	R1303	0RJ1501D677	MCR03EZPJ152 1.5KOHM 5% 1/10W 1608
R1227	0RJ2201D477	MCR03EZPF222 2.2KOHM 1% 1/10W 1608	R1304	0RJ0432D677	MCR03EZPJ430 43OHM 5% 1/10W 1608 R/
R1228	0RJ2201D477	MCR03EZPF222 2.2KOHM 1% 1/10W 1608	R1305	0RJ0432D677	MCR03EZPJ430 43OHM 5% 1/10W 1608 R/
R1229	0RJ0752D677	MCR03EZPJ750 75OHM 5% 1/10W 1608 R/	R1307	0RJ1000D677	MCR03EZPJ101 100OHM 5% 1/10W 1608 R
R123	0RJ0472C678	MCR01MZPJ470 47OHM 5% 1/16W 1005 R/	R1308	0RJ1000D677	MCR03EZPJ101 100OHM 5% 1/10W 1608 R
R1230	0RJ0752D677	MCR03EZPJ750 75OHM 5% 1/10W 1608 R/	R1309	0RJ1000D677	MCR03EZPJ101 100OHM 5% 1/10W 1608 R
R1231	0RJ1002D677	MCR03EZPJ103 10KOHM 5% 1/10W 1608 R	R131	0RJ0472D677	MCR03EZPJ470 47OHM 5% 1/10W 1608 R/
R1235	0RJ4703D677	MCR03EZPJ474 470KOHM 5% 1/10W 1608	R1310	0RJ0000D677	MCR03EZPJ000 0OHM 5% 1/10W 1608 R/T
R1236	0RJ4703D677	MCR03EZPJ474 470KOHM 5% 1/10W 1608	R1311	0RJ1000D677	MCR03EZPJ101 100OHM 5% 1/10W 1608 R
R1237	0RJ1001D477	MCR03EZPF102 1KOHM 1% 1/10W 1608 R/	R1312	0RJ1000D677	MCR03EZPJ101 100OHM 5% 1/10W 1608 R
R1238	0RJ1001D477	MCR03EZPF102 1KOHM 1% 1/10W 1608 R/	R1313	0RJ1000D677	MCR03EZPJ101 100OHM 5% 1/10W 1608 R
R1239	0RJ0000D677	MCR03EZPJ000 0OHM 5% 1/10W 1608 R/T	R1314	0RJ1000D677	MCR03EZPJ101 100OHM 5% 1/10W 1608 R
R124	0RJ1200C678	MCR01MZPJ121 120OHM 5% 1/16W 1005 R	R1315	0RJ1001D677	MCR03EZPJ102 1KOHM 5% 1/10W 1608 R/
R1240	0RJ0752D677	MCR03EZPJ750 75OHM 5% 1/10W 1608 R/	R1316	0RJ1001D677	MCR03EZPJ102 1KOHM 5% 1/10W 1608 R/
R1241	0RJ0752D677	MCR03EZPJ750 75OHM 5% 1/10W 1608 R/	R1317	0RJ4701D677	MCR03EZPJ472 4.7KOHM 5% 1/10W 1608
R1242	0RJ0752D677	MCR03EZPJ750 75OHM 5% 1/10W 1608 R/	R1318	0RJ4701D677	MCR03EZPJ472 4.7KOHM 5% 1/10W 1608
R1243	0RJ0752D677	MCR03EZPJ750 75OHM 5% 1/10W 1608 R/	R1319	0RJ0000D677	MCR03EZPJ000 0OHM 5% 1/10W 1608 R/T
R1244	0RJ0752D677	MCR03EZPJ750 75OHM 5% 1/10W 1608 R/	R1320	0RJ0000D677	MCR03EZPJ000 0OHM 5% 1/10W 1608 R/T
R1245	0RJ0752D677	MCR03EZPJ750 75OHM 5% 1/10W 1608 R/	R1321	0RJ2001D677	MCR03EZPJ202 2KOHM 5% 1/10W 1608 R/
R125	0RJ0472D677	MCR03EZPJ470 47OHM 5% 1/10W 1608 R/	R1322	0RJ2001D677	MCR03EZPJ202 2KOHM 5% 1/10W 1608 R/
R1259	0RJ1001D677	MCR03EZPJ102 1KOHM 5% 1/10W 1608 R/	R1323	0RJ4703D677	MCR03EZPJ474 470KOHM 5% 1/10W 1608
R126	0RJ0472D677	MCR03EZPJ470 47OHM 5% 1/10W 1608 R/	R1324	0RJ4703D677	MCR03EZPJ474 470KOHM 5% 1/10W 1608
R1260	0RJ2001D677	MCR03EZPJ202 2KOHM 5% 1/10W 1608 R/	R1327	0RJ0000D677	MCR03EZPJ000 0OHM 5% 1/10W 1608 R/T
R1261	0RJ2001D677	MCR03EZPJ202 2KOHM 5% 1/10W 1608 R/	R1328	0RJ2200D677	MCR03EZPJ221 220OHM 5% 1/10W 1608 R
R1262	0RJ0000D677	MCR03EZPJ000 0OHM 5% 1/10W 1608 R/T	R1329	0RJ0101D677	MCR03EZPJ1R0 1OHM 5% 1/10W 1608 R/T
R1263	0RJ0000D677	MCR03EZPJ000 0OHM 5% 1/10W 1608 R/T	R133	0RJ0472D677	MCR03EZPJ470 47OHM 5% 1/10W 1608 R/
R1264	0RJ0000D677	MCR03EZPJ000 0OHM 5% 1/10W 1608 R/T	R1330	0RJ0101D677	MCR03EZPJ1R0 1OHM 5% 1/10W 1608 R/T
R1270	0RJ1001D677	MCR03EZPJ102 1KOHM 5% 1/10W 1608 R/	R1331	0RJ1002D677	MCR03EZPJ103 10KOHM 5% 1/10W 1608 R
R1271	0RJ1001D677	MCR03EZPJ102 1KOHM 5% 1/10W 1608 R/	R1332	0RJ2200D677	MCR03EZPJ221 220OHM 5% 1/10W 1608 R
R1273	0RJ3301D677	MCR03EZPJ332 3.3KOHM 5% 1/10W 1608	R1333	0RJ2200D677	MCR03EZPJ221 220OHM 5% 1/10W 1608 R
R1274	0RJ0752D677	MCR03EZPJ750 75OHM 5% 1/10W 1608 R/	R1334	0RJ2200D677	MCR03EZPJ221 220OHM 5% 1/10W 1608 R
R1275	0RJ0000D677	MCR03EZPJ000 0OHM 5% 1/10W 1608 R/T	R1338	0RJ3901D677	MCR03EZPJ392 3.9KOHM 5% 1/10W 1608
R1276	0RJ3002D677	MCR03EZPJ303 30KOHM 5% 1/10W 1608 R	R134	0RJ0472D677	MCR03EZPJ470 47OHM 5% 1/10W 1608 R/
R1277	0RJ2203D677	MCR03EZPJ224 220KOHM 5% 1/10W 1608	R1345	0RJ4701D677	MCR03EZPJ472 4.7KOHM 5% 1/10W 1608
R1278	0RJ2203D677	MCR03EZPJ224 220KOHM 5% 1/10W 1608	R1346	0RJ4701D677	MCR03EZPJ472 4.7KOHM 5% 1/10W 1608
R1279	0RJ4702D677	MCR03EZPJ473 47KOHM 5% 1/10W 1608 R	R1347	0RJ0392D677	MCR03EZPJ390 39OHM 5% 1/10W 1608 R/
R128	0RJ0472D677	MCR03EZPJ470 47OHM 5% 1/10W 1608 R/	R1348	0RJ0392D677	MCR03EZPJ390 39OHM 5% 1/10W 1608 R/
R1280	0RJ1001D677	MCR03EZPJ102 1KOHM 5% 1/10W 1608 R/	R1349	0RJ0392D677	MCR03EZPJ390 39OHM 5% 1/10W 1608 R/
R1281	0RJ1001D677	MCR03EZPJ102 1KOHM 5% 1/10W 1608 R/	R1350	0RJ0392D677	MCR03EZPJ390 39OHM 5% 1/10W 1608 R/
R1282	0RJ2203D677	MCR03EZPJ224 220KOHM 5% 1/10W 1608	R1351	0RJ0122D677	MCR03EZPJ120 12OHM 5% 1/10W 1608 R/
R1283	0RJ2203D677	MCR03EZPJ224 220KOHM 5% 1/10W 1608	R1352	0RJ0122D677	MCR03EZPJ120 12OHM 5% 1/10W 1608 R/
R1284	0RH0000D622	MCR10EZHJ000 0OHM 5% 1/8W 2012 R/TP	R1353	0RJ0122D677	MCR03EZPJ120 12OHM 5% 1/10W 1608 R/
R1285	0RH0000D622	MCR10EZHJ000 0OHM 5% 1/8W 2012 R/TP	R1354	0RJ0122D677	MCR03EZPJ120 12OHM 5% 1/10W 1608 R/
R1286	0RH0000D622	MCR10EZHJ000 0OHM 5% 1/8W 2012 R/TP	R1355	0RJ0122D677	MCR03EZPJ120 12OHM 5% 1/10W 1608 R/

LOC. NO.	PART NO.	DESCRIPTION / SPECIFICATION	LOC. NO.	PART NO.	DESCRIPTION / SPECIFICATION
R1356	0RJ0122D677	MCR03EZPJ120 12OHM 5% 1/10W 1608 R/	R1456	0RJ1501D677	MCR03EZPJ152 1.5KOHM 5% 1/10W 1608
R1357	0RJ0122D677	MCR03EZPJ120 12OHM 5% 1/10W 1608 R/	R146	0RJ2701D677	MCR03EZPJ272 2.7KOHM 5% 1/10W 1608
R1358	0RJ0122D677	MCR03EZPJ120 12OHM 5% 1/10W 1608 R/	R1460	0RJ1000C678	MCR01MZPJ101 100OHM 5% 1/16W 1005 R
R1359	0RJ0000D677	MCR03EZPJ000 0OHM 5% 1/10W 1608 R/T	R1461	0RJ1000C678	MCR01MZPJ101 100OHM 5% 1/16W 1005 R
R136	0RJ0472C678	MCR01MZPJ470 47OHM 5% 1/16W 1005 R/	R1462	0RJ1000C678	MCR01MZPJ101 100OHM 5% 1/16W 1005 R
R1360	0RJ0000D677	MCR03EZPJ000 0OHM 5% 1/10W 1608 R/T	R1463	0RJ1003D677	MCR03EZPJ104 100KOHM 5% 1/10W 1608
R1361	0RJ0000D677	MCR03EZPJ000 0OHM 5% 1/10W 1608 R/T	R1465	0RJ1000C678	MCR01MZPJ101 100OHM 5% 1/16W 1005 R
R1362	0RJ0000D677	MCR03EZPJ000 0OHM 5% 1/10W 1608 R/T	R1466	0RJ1201C678	MCR01MZPJ122 1.2KOHM 5% 1/16W 1005
R1363	0RD3301A609	RDM92T1J3K30 3.3KOHM 5% 1/2W 6.5X2.	R1467	0RJ1001D677	MCR03EZPJ102 1KOHM 5% 1/10W 1608 R/
R1364	0RJ7500D677	MCR03EZPJ751 750OHM 5% 1/10W 1608 R	R1468	0RJ1201C678	MCR01MZPJ122 1.2KOHM 5% 1/16W 1005
R1365	0RJ7500D677	MCR03EZPJ751 750OHM 5% 1/10W 1608 R	R1469	0RH0000D622	MCR10EZHJ000 0OHM 5% 1/8W 2012 R/TP
R1366	0RJ7500D677	MCR03EZPJ751 750OHM 5% 1/10W 1608 R	R147	0RJ0472D677	MCR03EZPJ470 47OHM 5% 1/10W 1608 R/
R137	0RJ0472D677	MCR03EZPJ470 47OHM 5% 1/10W 1608 R/	R1477	0RH0000D622	MCR10EZHJ000 0OHM 5% 1/8W 2012 R/TP
R138	0RJ1002D677	MCR03EZPJ103 10KOHM 5% 1/10W 1608 R	R1478	0RH0000D622	MCR10EZHJ000 0OHM 5% 1/8W 2012 R/TP
R139	0RJ0472D677	MCR03EZPJ470 47OHM 5% 1/10W 1608 R/	R148	0RJ0472D677	MCR03EZPJ470 47OHM 5% 1/10W 1608 R/
R140	0RJ0472D677	MCR03EZPJ470 47OHM 5% 1/10W 1608 R/	R149	0RJ2701D677	MCR03EZPJ272 2.7KOHM 5% 1/10W 1608
R1400	0RJ1501D677	MCR03EZPJ152 1.5KOHM 5% 1/10W 1608	R150	0RJ0472D677	MCR03EZPJ470 47OHM 5% 1/10W 1608 R/
R1401	0RJ4701D677	MCR03EZPJ472 4.7KOHM 5% 1/10W 1608	R151	0RJ0472C678	MCR01MZPJ470 47OHM 5% 1/16W 1005 R/
R1402	0RJ1000D677	MCR03EZPJ101 100OHM 5% 1/10W 1608 R	R152	0RJ0472D677	MCR03EZPJ470 47OHM 5% 1/10W 1608 R/
R1403	0RJ1000D677	MCR03EZPJ101 100OHM 5% 1/10W 1608 R	R153	0RJ0472C678	MCR01MZPJ470 47OHM 5% 1/16W 1005 R/
R1404	0RJ1001D677	MCR03EZPJ102 1KOHM 5% 1/10W 1608 R/	R154	0RJ1002D677	MCR03EZPJ103 10KOHM 5% 1/10W 1608 R
R1405	0RJ1001D677	MCR03EZPJ102 1KOHM 5% 1/10W 1608 R/	R155	0RJ3303D677	MCR03EZPJ334 330KOHM 5% 1/10W 1608
R1406	0RJ0000D677	MCR03EZPJ000 0OHM 5% 1/10W 1608 R/T	R157	0RJ0472D677	MCR03EZPJ470 47OHM 5% 1/10W 1608 R/
R1407	0RJ0000D677	MCR03EZPJ000 0OHM 5% 1/10W 1608 R/T	R1607	0RJ0000D677	MCR03EZPJ000 0OHM 5% 1/10W 1608 R/T
R1408	0RJ0000D677	MCR03EZPJ000 0OHM 5% 1/10W 1608 R/T	R1608	0RJ0000D677	MCR03EZPJ000 0OHM 5% 1/10W 1608 R/T
R1409	0RJ1500D677	MCR03EZPJ151 150OHM 5% 1/10W 1608 R	R1609	0RJ0000D677	MCR03EZPJ000 0OHM 5% 1/10W 1608 R/T
R1410	0RJ0000D677	MCR03EZPJ000 0OHM 5% 1/10W 1608 R/T	R162	0RJ0472D677	MCR03EZPJ470 47OHM 5% 1/10W 1608 R/
R1411	0RJ2200D677	MCR03EZPJ221 220OHM 5% 1/10W 1608 R	R163	0RJ0472D677	MCR03EZPJ470 47OHM 5% 1/10W 1608 R/
R1412	0RJ2200D677	MCR03EZPJ221 220OHM 5% 1/10W 1608 R	R164	0RJ1202D677	MCR03EZPJ123 12KOHM 5% 1/10W 1608 R
R1413	0RJ0000D677	MCR03EZPJ000 0OHM 5% 1/10W 1608 R/T	R165	0RJ1002D677	MCR03EZPJ103 10KOHM 5% 1/10W 1608 R
R1414	0RJ1000D677	MCR03EZPJ101 100OHM 5% 1/10W 1608 R	R166	0RJ0472D677	MCR03EZPJ470 47OHM 5% 1/10W 1608 R/
R1415	0RJ2200D677	MCR03EZPJ221 220OHM 5% 1/10W 1608 R	R167	0RJ1002D677	MCR03EZPJ103 10KOHM 5% 1/10W 1608 R
R1416	0RJ2200D677	MCR03EZPJ221 220OHM 5% 1/10W 1608 R	R168	0RJ1002D677	MCR03EZPJ103 10KOHM 5% 1/10W 1608 R
R1417	0RJ1000D677	MCR03EZPJ101 100OHM 5% 1/10W 1608 R	R169	0RJ0000D677	MCR03EZPJ000 0OHM 5% 1/10W 1608 R/T
R1418	0RJ1000D677	MCR03EZPJ101 100OHM 5% 1/10W 1608 R	R170	0RJ0000D677	MCR03EZPJ000 0OHM 5% 1/10W 1608 R/T
R1419	0RJ1000D677	MCR03EZPJ101 100OHM 5% 1/10W 1608 R	R1703	0RJ1000C678	MCR01MZPJ101 100OHM 5% 1/16W 1005 R
R142	0RJ0472D677	MCR03EZPJ470 47OHM 5% 1/10W 1608 R/	R1704	0RJ1000C678	MCR01MZPJ101 100OHM 5% 1/16W 1005 R
R1420	0RJ1000D677	MCR03EZPJ101 100OHM 5% 1/10W 1608 R	R1706	0RJ0332C678	MCR01MZPJ330 33OHM 5% 1/16W 1005 R/
R1421	0RJ1000D677	MCR03EZPJ101 100OHM 5% 1/10W 1608 R	R1708	0RJ0332D677	MCR03EZPJ330 33OHM 5% 1/10W 1608 R/
R1422	0RJ1000D677	MCR03EZPJ101 100OHM 5% 1/10W 1608 R	R1709	0RJ1002D677	MCR03EZPJ103 10KOHM 5% 1/10W 1608 R
R1423	0RJ1000D677	MCR03EZPJ101 100OHM 5% 1/10W 1608 R	R1710	0RJ0222C678	MCR01MZPJ220 22OHM 5% 1/16W 1005 R/
R1429	0RJ1001C678	MCR01MZPJ102 1KOHM 5% 1/16W 1005 R/	R1713	0RJ4701D677	MCR03EZPJ472 4.7KOHM 5% 1/10W 1608
R143	0RJ2701D677	MCR03EZPJ272 2.7KOHM 5% 1/10W 1608	R1714	0RJ0222C678	MCR01MZPJ220 22OHM 5% 1/16W 1005 R/
R1430	0RJ1201C678	MCR01MZPJ122 1.2KOHM 5% 1/16W 1005	R1715	0RJ1000D677	MCR03EZPJ101 100OHM 5% 1/10W 1608 R
R1431	0RJ1201C678	MCR01MZPJ122 1.2KOHM 5% 1/16W 1005	R1716	0RJ1000C678	MCR01MZPJ101 100OHM 5% 1/16W 1005 R
R1433	0RJ1000C678	MCR01MZPJ101 100OHM 5% 1/16W 1005 R	R1717	0RJ1002D677	MCR03EZPJ103 10KOHM 5% 1/10W 1608 R
R1436	0RJ1201C678	MCR01MZPJ122 1.2KOHM 5% 1/16W 1005	R1718	0RJ1000C678	MCR01MZPJ101 100OHM 5% 1/16W 1005 R
R1438	0RJ1201C678	MCR01MZPJ122 1.2KOHM 5% 1/16W 1005	R1719	0RJ0332D677	MCR03EZPJ330 33OHM 5% 1/10W 1608 R/
R1439	0RJ1000C678	MCR01MZPJ101 100OHM 5% 1/16W 1005 R	R1720	0RJ1000C678	MCR01MZPJ101 100OHM 5% 1/16W 1005 R
R144	0RJ0472D677	MCR03EZPJ470 47OHM 5% 1/10W 1608 R/	R1721	0RJ4701D677	MCR03EZPJ472 4.7KOHM 5% 1/10W 1608
R145	0RJ2701D677	MCR03EZPJ272 2.7KOHM 5% 1/10W 1608	R1722	0RJ1002D677	MCR03EZPJ103 10KOHM 5% 1/10W 1608 R
R1452	0RJ1000D677	MCR03EZPJ101 100OHM 5% 1/10W 1608 R	R1724	0RJ0332C678	MCR01MZPJ330 33OHM 5% 1/16W 1005 R/
R1453	0RJ4703D677	MCR03EZPJ474 470KOHM 5% 1/10W 1608	R1725	0RJ0222C678	MCR01MZPJ220 22OHM 5% 1/16W 1005 R/
R1454	0RJ4703D677	MCR03EZPJ474 470KOHM 5% 1/10W 1608	R1726	0RJ1000D677	MCR03EZPJ101 100OHM 5% 1/10W 1608 R
R1455	0RJ4701D677	MCR03EZPJ472 4.7KOHM 5% 1/10W 1608	R1727	0RJ0332D677	MCR03EZPJ330 33OHM 5% 1/10W 1608 R/

LOC. NO.	PART NO.	DESCRIPTION / SPECIFICATION	LOC. NO.	PART NO.	DESCRIPTION / SPECIFICATION
R238	0RJ1000D677	MCR03EZPJ101 100OHM 5% 1/10W 1608 R	R558	0RJ1000D677	MCR03EZPJ101 100OHM 5% 1/10W 1608 R
R239	0RJ1000D677	MCR03EZPJ101 100OHM 5% 1/10W 1608 R	R600	0RJ0332D677	MCR03EZPJ330 330OHM 5% 1/10W 1608 R/
R241	0RJ1000D677	MCR03EZPJ101 100OHM 5% 1/10W 1608 R	R603	0RJ0332D677	MCR03EZPJ330 330OHM 5% 1/10W 1608 R/
R242	0RJ0222C678	MCR01MZPJ220 22OHM 5% 1/16W 1005 R/	R604	0RJ0332D677	MCR03EZPJ330 330OHM 5% 1/10W 1608 R/
R243	0RJ0222D677	MCR03EZPJ220 22OHM 5% 1/10W 1608 R/	R605	0RJ0332D677	MCR03EZPJ330 330OHM 5% 1/10W 1608 R/
R244	0RJ0222D677	MCR03EZPJ220 22OHM 5% 1/10W 1608 R/	R606	0RJ0332D677	MCR03EZPJ330 330OHM 5% 1/10W 1608 R/
R245	0RJ0222D677	MCR03EZPJ220 22OHM 5% 1/10W 1608 R/	R607	0RJ0332D677	MCR03EZPJ330 330OHM 5% 1/10W 1608 R/
R246	0RJ0222D677	MCR03EZPJ220 22OHM 5% 1/10W 1608 R/	R608	0RJ0332D677	MCR03EZPJ330 330OHM 5% 1/10W 1608 R/
R247	0RJ0222D677	MCR03EZPJ220 22OHM 5% 1/10W 1608 R/	R609	0RJ0332D677	MCR03EZPJ330 330OHM 5% 1/10W 1608 R/
R248	0RJ0222D677	MCR03EZPJ220 22OHM 5% 1/10W 1608 R/	R610	0RJ0332D677	MCR03EZPJ330 330OHM 5% 1/10W 1608 R/
R249	0RJ0222C678	MCR01MZPJ220 22OHM 5% 1/16W 1005 R/	R611	0RJ0332D677	MCR03EZPJ330 330OHM 5% 1/10W 1608 R/
R250	0RJ0222C678	MCR01MZPJ220 22OHM 5% 1/16W 1005 R/	R612	0RJ0332D677	MCR03EZPJ330 330OHM 5% 1/10W 1608 R/
R251	0RJ0222D677	MCR03EZPJ220 22OHM 5% 1/10W 1608 R/	R613	0RJ0000D677	MCR03EZPJ000 0OHM 5% 1/10W 1608 R/T
R255	0RJ4701D477	MCR03EZPF472 4.7KOHM 1% 1/10W 1608	R624	0RJ1000D677	MCR03EZPJ101 100OHM 5% 1/10W 1608 R
R256	0RJ1002D677	MCR03EZPJ103 10KOHM 5% 1/10W 1608 R	R625	0RJ1000D677	MCR03EZPJ101 100OHM 5% 1/10W 1608 R
R257	0RJ0222D677	MCR03EZPJ220 22OHM 5% 1/10W 1608 R/	R626	0RJ0332D677	MCR03EZPJ330 330OHM 5% 1/10W 1608 R/
R258	0RJ0222D677	MCR03EZPJ220 22OHM 5% 1/10W 1608 R/	R627	0RJ1003D677	MCR03EZPJ104 100KOHM 5% 1/10W 1608
R259	0RJ0222D677	MCR03EZPJ220 22OHM 5% 1/10W 1608 R/	R629	0RJ1000D677	MCR03EZPJ101 100OHM 5% 1/10W 1608 R
R260	0RJ0222D677	MCR03EZPJ220 22OHM 5% 1/10W 1608 R/	R632	0RJ0472D677	MCR03EZPJ470 470OHM 5% 1/10W 1608 R/
R403	0RJ1002D677	MCR03EZPJ103 10KOHM 5% 1/10W 1608 R	R633	0RJ0472D677	MCR03EZPJ470 470OHM 5% 1/10W 1608 R/
R407	0RJ1202D677	MCR03EZPJ123 12KOHM 5% 1/10W 1608 R	R636	0RJ4701D677	MCR03EZPJ472 4.7KOHM 5% 1/10W 1608
R414	0RJ1001D677	MCR03EZPJ102 1KOHM 5% 1/10W 1608 R/	R637	0RJ4700D677	MCR03EZPJ471 470OHM 5% 1/10W 1608 R
R415	0RJ1001D677	MCR03EZPJ102 1KOHM 5% 1/10W 1608 R/	R639	0RJ0822D677	MCR03EZPJ820 820OHM 5% 1/10W 1608 R/
R416	0RJ0000D677	MCR03EZPJ000 0OHM 5% 1/10W 1608 R/T	R640	0RJ0000D677	MCR03EZPJ000 0OHM 5% 1/10W 1608 R/T
R417	0RJ0000D677	MCR03EZPJ000 0OHM 5% 1/10W 1608 R/T	R642	0RJ1002D677	MCR03EZPJ103 10KOHM 5% 1/10W 1608 R
R422	0RJ4701D677	MCR03EZPJ472 4.7KOHM 5% 1/10W 1608	R644	0RJ1001D677	MCR03EZPJ102 1KOHM 5% 1/10W 1608 R/
R437	0RJ0222D677	MCR03EZPJ220 22OHM 5% 1/10W 1608 R/	R646	0RJ2700D677	MCR03EZPJ271 270OHM 5% 1/10W 1608 R
R438	0RJ0000D677	MCR03EZPJ000 0OHM 5% 1/10W 1608 R/T	R647	0RJ2200D677	MCR03EZPJ221 220OHM 5% 1/10W 1608 R
R439	0RJ1000D677	MCR03EZPJ101 100OHM 5% 1/10W 1608 R	R648	0RJ1001D677	MCR03EZPJ102 1KOHM 5% 1/10W 1608 R/
R441	0RJ1000D677	MCR03EZPJ101 100OHM 5% 1/10W 1608 R	R649	0RJ1500D677	MCR03EZPJ151 150OHM 5% 1/10W 1608 R
R446	0RJ1000D677	MCR03EZPJ101 100OHM 5% 1/10W 1608 R	R650	0RJ1000D677	MCR03EZPJ101 100OHM 5% 1/10W 1608 R
R448	0RJ1000D677	MCR03EZPJ101 100OHM 5% 1/10W 1608 R	R651	0RJ0000D677	MCR03EZPJ000 0OHM 5% 1/10W 1608 R/T
R521	EBC32306001	MCR03EZPF5X9100 9100OHM 1% 1/10W 160	R652	0RJ2001D677	MCR03EZPJ202 2KOHM 5% 1/10W 1608 R/
R522	0RJ9311D477	MCR03EZPF9311 9.31KOHM 1% 1/10W 160	R653	0RJ1002D677	MCR03EZPJ103 10KOHM 5% 1/10W 1608 R
R523	0RJ1001D677	MCR03EZPJ102 1KOHM 5% 1/10W 1608 R/	R654	0RJ0000D677	MCR03EZPJ000 0OHM 5% 1/10W 1608 R/T
R524	0RJ0000D677	MCR03EZPJ000 0OHM 5% 1/10W 1608 R/T	R655	0RJ1002D677	MCR03EZPJ103 10KOHM 5% 1/10W 1608 R
R526	0RJ2001D677	MCR03EZPJ202 2KOHM 5% 1/10W 1608 R/	R657	0RJ0102D677	MCR03EZPJ100 10OHM 5% 1/10W 1608 R/
R527	0RJ2001D677	MCR03EZPJ202 2KOHM 5% 1/10W 1608 R/	R658	0RJ2201D677	MCR03EZPJ222 2.2KOHM 5% 1/10W 1608
R528	0RJ0000D677	MCR03EZPJ000 0OHM 5% 1/10W 1608 R/T	R659	0RJ0000D677	MCR03EZPJ000 0OHM 5% 1/10W 1608 R/T
R531	0RJ0000D677	MCR03EZPJ000 0OHM 5% 1/10W 1608 R/T	R662	0RH0000D622	MCR10EZHJ000 0OHM 5% 1/8W 2012 R/TP
R534	0RJ1002D677	MCR03EZPJ103 10KOHM 5% 1/10W 1608 R	R663	0RH0000D622	MCR10EZHJ000 0OHM 5% 1/8W 2012 R/TP
R536	0RJ1002D677	MCR03EZPJ103 10KOHM 5% 1/10W 1608 R	R664	0RH0000D622	MCR10EZHJ000 0OHM 5% 1/8W 2012 R/TP
R537	0RJ1502D677	MCR03EZPJ153 15KOHM 5% 1/10W 1608 R	R665	0RH0000D622	MCR10EZHJ000 0OHM 5% 1/8W 2012 R/TP
R539	0RJ1002D677	MCR03EZPJ103 10KOHM 5% 1/10W 1608 R	R666	0RH0000D622	MCR10EZHJ000 0OHM 5% 1/8W 2012 R/TP
R540	0RJ1002D677	MCR03EZPJ103 10KOHM 5% 1/10W 1608 R	R667	0RH0000D622	MCR10EZHJ000 0OHM 5% 1/8W 2012 R/TP
R541	0RJ1002D677	MCR03EZPJ103 10KOHM 5% 1/10W 1608 R	R668	0RH0000D622	MCR10EZHJ000 0OHM 5% 1/8W 2012 R/TP
R543	0RJ1502D677	MCR03EZPJ153 15KOHM 5% 1/10W 1608 R	R669	0RH0000D622	MCR10EZHJ000 0OHM 5% 1/8W 2012 R/TP
R544	0RJ1002D677	MCR03EZPJ103 10KOHM 5% 1/10W 1608 R	R670	0RH0000D622	MCR10EZHJ000 0OHM 5% 1/8W 2012 R/TP
R547	0RJ1000D677	MCR03EZPJ101 100OHM 5% 1/10W 1608 R	R671	0RH0000D622	MCR10EZHJ000 0OHM 5% 1/8W 2012 R/TP
R548	0RJ1000D677	MCR03EZPJ101 100OHM 5% 1/10W 1608 R	R672	0RJ0000D677	MCR03EZPJ000 0OHM 5% 1/10W 1608 R/T
R550	0RJ0000D677	MCR03EZPJ000 0OHM 5% 1/10W 1608 R/T	R673	0RH0000D622	MCR10EZHJ000 0OHM 5% 1/8W 2012 R/TP
R554	0RJ1000D677	MCR03EZPJ101 100OHM 5% 1/10W 1608 R	R674	0RH0000D622	MCR10EZHJ000 0OHM 5% 1/8W 2012 R/TP
R555	0RJ2202D677	MCR03EZPJ223 22KOHM 5% 1/10W 1608 R	R675	0RH0000D622	MCR10EZHJ000 0OHM 5% 1/8W 2012 R/TP
R556	0RJ4302D677	MCR03EZPJ433 43KOHM 5% 1/10W 1608 R	R676	0RH0000D622	MCR10EZHJ000 0OHM 5% 1/8W 2012 R/TP
R557	0RJ0222D677	MCR03EZPJ220 22OHM 5% 1/10W 1608 R/	R677	0RH0000D622	MCR10EZHJ000 0OHM 5% 1/8W 2012 R/TP

LOC. NO.	PART NO.	DESCRIPTION / SPECIFICATION	LOC. NO.	PART NO.	DESCRIPTION / SPECIFICATION
R678	0RH0000D622	MCR10EZHJ000 0OHM 5% 1/8W 2012 R/TP	R755	0RJ1002C678	MCR01MZPJ103 10KOHM 5% 1/16W 1005 R
R679	0RH0000D622	MCR10EZHJ000 0OHM 5% 1/8W 2012 R/TP	R756	0RJ0222C678	MCR01MZPJ220 22OHM 5% 1/16W 1005 R/
R680	0RH0000D622	MCR10EZHJ000 0OHM 5% 1/8W 2012 R/TP	R757	0RJ1000C678	MCR01MZPJ101 100OHM 5% 1/16W 1005 R
R681	0RH0000D622	MCR10EZHJ000 0OHM 5% 1/8W 2012 R/TP	R759	0RJ0562D677	MCR03EZPJ560 56OHM 5% 1/10W 1608 R/
R682	0RH0000D622	MCR10EZHJ000 0OHM 5% 1/8W 2012 R/TP	R762	0RJ1002C678	MCR01MZPJ103 10KOHM 5% 1/16W 1005 R
R684	0RH0000D622	MCR10EZHJ000 0OHM 5% 1/8W 2012 R/TP	R764	0RJ0562D677	MCR03EZPJ560 56OHM 5% 1/10W 1608 R/
R685	0RH0000D622	MCR10EZHJ000 0OHM 5% 1/8W 2012 R/TP	R767	0RJ1000D677	MCR03EZPJ101 100OHM 5% 1/10W 1608 R
R686	0RH0000D622	MCR10EZHJ000 0OHM 5% 1/8W 2012 R/TP	R769	0RJ0222D677	MCR03EZPJ220 22OHM 5% 1/10W 1608 R/
R687	0RH0000D622	MCR10EZHJ000 0OHM 5% 1/8W 2012 R/TP	R770	0RJ0152D677	MCR03EZPJ150 15OHM 5% 1/10W 1608 R/
R688	0RH0000D622	MCR10EZHJ000 0OHM 5% 1/8W 2012 R/TP	R771	0RJ0222C678	MCR01MZPJ220 22OHM 5% 1/16W 1005 R/
R700	0RJ0222C678	MCR01MZPJ220 22OHM 5% 1/16W 1005 R/	R772	0RJ1000C678	MCR01MZPJ101 100OHM 5% 1/16W 1005 R
R701	0RJ1002D677	MCR03EZPJ103 10KOHM 5% 1/10W 1608 R	R775	0RJ1000C678	MCR01MZPJ101 100OHM 5% 1/16W 1005 R
R702	0RJ0000D677	MCR03EZPJ000 0OHM 5% 1/10W 1608 R/T	R777	0RJ0332C678	MCR01MZPJ330 33OHM 5% 1/16W 1005 R/
R703	0RJ1000C678	MCR01MZPJ101 100OHM 5% 1/16W 1005 R	R778	0RJ1002C678	MCR01MZPJ103 10KOHM 5% 1/16W 1005 R
R704	0RJ0222C678	MCR01MZPJ220 22OHM 5% 1/16W 1005 R/	R779	0RJ1000C678	MCR01MZPJ101 100OHM 5% 1/16W 1005 R
R705	0RJ1000C678	MCR01MZPJ101 100OHM 5% 1/16W 1005 R	R780	0RJ4701D677	MCR03EZPJ472 4.7KOHM 5% 1/10W 1608
R707	0RJ1002C678	MCR01MZPJ103 10KOHM 5% 1/16W 1005 R	R781	0RJ1000D677	MCR03EZPJ101 100OHM 5% 1/10W 1608 R
R708	0RJ0222C678	MCR01MZPJ220 22OHM 5% 1/16W 1005 R/	R782	0RJ1000D677	MCR03EZPJ101 100OHM 5% 1/10W 1608 R
R709	0RJ1000C678	MCR01MZPJ101 100OHM 5% 1/16W 1005 R	R783	0RJ1002C678	MCR01MZPJ103 10KOHM 5% 1/16W 1005 R
R710	0RJ1000C678	MCR01MZPJ101 100OHM 5% 1/16W 1005 R	R784	0RJ0222D677	MCR03EZPJ220 22OHM 5% 1/10W 1608 R/
R711	0RJ1002C678	MCR01MZPJ103 10KOHM 5% 1/16W 1005 R	R785	0RJ1002D677	MCR03EZPJ103 10KOHM 5% 1/10W 1608 R
R712	0RJ0222D677	MCR03EZPJ220 22OHM 5% 1/10W 1608 R/	R786	0RJ1002D677	MCR03EZPJ103 10KOHM 5% 1/10W 1608 R
R713	0RJ0332C678	MCR01MZPJ330 33OHM 5% 1/16W 1005 R/	R787	0RJ0222D677	MCR03EZPJ220 22OHM 5% 1/10W 1608 R/
R715	0RJ0332C678	MCR01MZPJ330 33OHM 5% 1/16W 1005 R/	R788	0RJ0332D677	MCR03EZPJ330 33OHM 5% 1/10W 1608 R/
R717	0RJ1000C678	MCR01MZPJ101 100OHM 5% 1/16W 1005 R	R790	0RJ0152D677	MCR03EZPJ150 15OHM 5% 1/10W 1608 R/
R718	0RJ1000D677	MCR03EZPJ101 100OHM 5% 1/10W 1608 R	R791	0RJ4701D677	MCR03EZPJ472 4.7KOHM 5% 1/10W 1608
R720	0RJ1002C678	MCR01MZPJ103 10KOHM 5% 1/16W 1005 R	R792	0RJ0222C678	MCR01MZPJ220 22OHM 5% 1/16W 1005 R/
R722	0RJ1002D677	MCR03EZPJ103 10KOHM 5% 1/10W 1608 R	R793	0RJ1002C678	MCR01MZPJ103 10KOHM 5% 1/16W 1005 R
R723	0RJ0222D677	MCR03EZPJ220 22OHM 5% 1/10W 1608 R/	R794	0RJ1002C678	MCR01MZPJ103 10KOHM 5% 1/16W 1005 R
R724	0RJ0332D677	MCR03EZPJ330 33OHM 5% 1/10W 1608 R/	R795	0RJ0222C678	MCR01MZPJ220 22OHM 5% 1/16W 1005 R/
R725	0RJ1000C678	MCR01MZPJ101 100OHM 5% 1/16W 1005 R	R796	0RJ1000C678	MCR01MZPJ101 100OHM 5% 1/16W 1005 R
R726	0RJ2000C678	MCR01MZPJ201 200OHM 5% 1/16W 1005 R	R797	0RJ1000C678	MCR01MZPJ101 100OHM 5% 1/16W 1005 R
R727	0RJ1000C678	MCR01MZPJ101 100OHM 5% 1/16W 1005 R	R798	0RJ0222C678	MCR01MZPJ220 22OHM 5% 1/16W 1005 R/
R728	0RJ1002D677	MCR03EZPJ103 10KOHM 5% 1/10W 1608 R	R799	0RJ4701D677	MCR03EZPJ472 4.7KOHM 5% 1/10W 1608
R729	0RJ4701D677	MCR03EZPJ472 4.7KOHM 5% 1/10W 1608	R800	0RJ0000D677	MCR03EZPJ000 0OHM 5% 1/10W 1608 R/T
R731	0RJ0332C678	MCR01MZPJ330 33OHM 5% 1/16W 1005 R/	R801	0RJ0000D677	MCR03EZPJ000 0OHM 5% 1/10W 1608 R/T
R733	0RJ0562D677	MCR03EZPJ560 56OHM 5% 1/10W 1608 R/	R805	0RJ0222D677	MCR03EZPJ220 22OHM 5% 1/10W 1608 R/
R734	0RJ1000C678	MCR01MZPJ101 100OHM 5% 1/16W 1005 R	R807	0RJ0000D677	MCR03EZPJ000 0OHM 5% 1/10W 1608 R/T
R735	0RJ1002D677	MCR03EZPJ103 10KOHM 5% 1/10W 1608 R	R808	0RJ0000D677	MCR03EZPJ000 0OHM 5% 1/10W 1608 R/T
R736	0RJ0222C678	MCR01MZPJ220 22OHM 5% 1/16W 1005 R/	R810	0RJ1001D677	MCR03EZPJ102 1KOHM 5% 1/10W 1608 R/
R737	0RJ4701D677	MCR03EZPJ472 4.7KOHM 5% 1/10W 1608	R811	0RJ0222D677	MCR03EZPJ220 22OHM 5% 1/10W 1608 R/
R739	0RJ1000C678	MCR01MZPJ101 100OHM 5% 1/16W 1005 R	R812	0RJ1002D677	MCR03EZPJ103 10KOHM 5% 1/10W 1608 R
R740	0RJ0222D677	MCR03EZPJ220 22OHM 5% 1/10W 1608 R/	R813	0RJ0222C678	MCR01MZPJ220 22OHM 5% 1/16W 1005 R/
R741	0RJ1000C678	MCR01MZPJ101 100OHM 5% 1/16W 1005 R	R816	0RJ0000D677	MCR03EZPJ000 0OHM 5% 1/10W 1608 R/T
R743	0RJ0222C678	MCR01MZPJ220 22OHM 5% 1/16W 1005 R/	R818	0RJ1002D677	MCR03EZPJ103 10KOHM 5% 1/10W 1608 R
R744	0RJ0000C678	MCR01MZPJ000 0OHM 5% 1/16W 1005 R/T	R821	0RJ1500C678	MCR01MZPJ151 150OHM 5% 1/16W 1005 R
R745	0RJ1002D677	MCR03EZPJ103 10KOHM 5% 1/10W 1608 R	R822	0RJ0000D677	MCR03EZPJ000 0OHM 5% 1/10W 1608 R/T
R746	0RJ1002D677	MCR03EZPJ103 10KOHM 5% 1/10W 1608 R	R823	0RJ3000C678	MCR01MZPJ301 300OHM 5% 1/16W 1005 R
R747	0RJ1002D677	MCR03EZPJ103 10KOHM 5% 1/10W 1608 R	R825	0RJ3000C678	MCR01MZPJ301 300OHM 5% 1/16W 1005 R
R748	0RJ1000C678	MCR01MZPJ101 100OHM 5% 1/16W 1005 R	R826	0RJ0000D677	MCR03EZPJ000 0OHM 5% 1/10W 1608 R/T
R749	0RJ0222C678	MCR01MZPJ220 22OHM 5% 1/16W 1005 R/	R827	0RJ1500C678	MCR01MZPJ151 150OHM 5% 1/16W 1005 R
R750	0RJ0332C678	MCR01MZPJ330 33OHM 5% 1/16W 1005 R/	R829	0RJ0000D677	MCR03EZPJ000 0OHM 5% 1/10W 1608 R/T
R751	0RJ0222D677	MCR03EZPJ220 22OHM 5% 1/10W 1608 R/	R837	0RJ4701D677	MCR03EZPJ472 4.7KOHM 5% 1/10W 1608
R752	0RJ0332C678	MCR01MZPJ330 33OHM 5% 1/16W 1005 R/	R843	0RJ1002D677	MCR03EZPJ103 10KOHM 5% 1/10W 1608 R
R754	0RJ0562D677	MCR03EZPJ560 56OHM 5% 1/10W 1608 R/	R857	0RJ1000C678	MCR01MZPJ101 100OHM 5% 1/16W 1005 R

LOC. NO.	PART NO.	DESCRIPTION / SPECIFICATION
R859	0RJ1000C678	MCR01MZPJ101 100OHM 5% 1/16W 1005 R
R860	0RJ1000C678	MCR01MZPJ101 100OHM 5% 1/16W 1005 R
R877	0RJ1000C678	MCR01MZPJ101 100OHM 5% 1/16W 1005 R
R880	0RJ1000C678	MCR01MZPJ101 100OHM 5% 1/16W 1005 R
R881	0RJ1000C678	MCR01MZPJ101 100OHM 5% 1/16W 1005 R
R882	0RJ1000C678	MCR01MZPJ101 100OHM 5% 1/16W 1005 R
R883	0RJ1000C678	MCR01MZPJ101 100OHM 5% 1/16W 1005 R
R884	0RJ1000C678	MCR01MZPJ101 100OHM 5% 1/16W 1005 R
R885	0RJ1000C678	MCR01MZPJ101 100OHM 5% 1/16W 1005 R
R886	0RJ1000C678	MCR01MZPJ101 100OHM 5% 1/16W 1005 R
R888	0RJ1000C678	MCR01MZPJ101 100OHM 5% 1/16W 1005 R
R891	0RJ1000C678	MCR01MZPJ101 100OHM 5% 1/16W 1005 R
R892	0RJ1000C678	MCR01MZPJ101 100OHM 5% 1/16W 1005 R
R893	0RJ1000C678	MCR01MZPJ101 100OHM 5% 1/16W 1005 R
R894	0RJ1000C678	MCR01MZPJ101 100OHM 5% 1/16W 1005 R
R897	0RJ1500D677	MCR03EZPJ151 150OHM 5% 1/10W 1608 R
R898	0RJ1500D677	MCR03EZPJ151 150OHM 5% 1/10W 1608 R
R900	0RJ1002D677	MCR03EZPJ103 10KOHM 5% 1/10W 1608 R
R901	0RJ1002D477	MCR03EZPF103 10KOHM 1% 1/10W 1608 R
R902	0RJ2002D477	MCR03EZPF203 20KOHM 1% 1/10W 1608 R
R910	0RJ0000D677	MCR03EZPJ000 0OHM 5% 1/10W 1608 R/T
R911	0RJ1002D677	MCR03EZPJ103 10KOHM 5% 1/10W 1608 R
R913	0RJ1002D677	MCR03EZPJ103 10KOHM 5% 1/10W 1608 R
R915	0RJ1001D677	MCR03EZPJ102 1KOHM 5% 1/10W 1608 R/
R916	0RJ1002D677	MCR03EZPJ103 10KOHM 5% 1/10W 1608 R
R917	0RJ1002D677	MCR03EZPJ103 10KOHM 5% 1/10W 1608 R
R918	0RJ1002D677	MCR03EZPJ103 10KOHM 5% 1/10W 1608 R
R919	0RJ1002D677	MCR03EZPJ103 10KOHM 5% 1/10W 1608 R
R920	0RJ1002D677	MCR03EZPJ103 10KOHM 5% 1/10W 1608 R
R923	0RJ1001D677	MCR03EZPJ102 1KOHM 5% 1/10W 1608 R/
R924	0RJ1002D677	MCR03EZPJ103 10KOHM 5% 1/10W 1608 R
R925	0RJ1002D677	MCR03EZPJ103 10KOHM 5% 1/10W 1608 R
R926	0RJ1002D677	MCR03EZPJ103 10KOHM 5% 1/10W 1608 R
R928	0RJ0000D677	MCR03EZPJ000 0OHM 5% 1/10W 1608 R/T
R930	0RJ1002D677	MCR03EZPJ103 10KOHM 5% 1/10W 1608 R
R932	0RJ1001D677	MCR03EZPJ102 1KOHM 5% 1/10W 1608 R/
R933	0RJ1001D677	MCR03EZPJ102 1KOHM 5% 1/10W 1608 R/
R934	0RJ1002D677	MCR03EZPJ103 10KOHM 5% 1/10W 1608 R

CONNECTOR

J1100	6630G70016A	"Connector,DSUBA03-7071-094 D-SUB 15"
J1102	6630G70017A	"Connector,DSUBA02-0915-101 D-SUB 9P"
P100	6602T25008B	"Connector,WaferSMW250-03P 3P 2.50MM"
P100	6602T20009L	"Connector,WaferSMAW200-12P 12P 2.00"
P100	6602T20009C	"Connector,WaferSMAW200-04P 4P 2.00MM"
P101	6602T20008N	"Connector,WaferSMW200-14P 14P 2.00MM"
P101	6602T20009C	"Connector,WaferSMAW200-04P 4P 2.00MM"
P1105	6602T20008L	"Connector,WaferSMW200-12P 12P 2.00MM"
P1300	6602T25008B	"Connector,WaferSMW250-03P 3P 2.50MM"
P1301	6602T25008C	"Connector,WaferSMW250-04P 4P 2.50MM"
P1400	6602T20008N	"Connector,WaferSMW200-14P 14P 2.00MM"
P801	6630V93270A	"Connector,WaferFI-RE51S-HFK-A 51P 0"
P900	6602T25008M	"Connector,WaferSMW250-13P 13P 2.50MM"
P901	6602T25008J	"Connector,WaferSMW250-10P 10P 2.50MM"

LOC. NO.	PART NO.	DESCRIPTION / SPECIFICATION
CA1	6631900133E	"Harness,SingleLVDS FULL HD (JAE) FI"
CA10	6631T20032B	"Harness,SinglePHR-12P PHR-12P 600mM"
CA11	EAD36608901	"Harness,SingleSMH200-12P SMH200-12P"
CA12	6631900098F	"Harness,SingleSMH250 35097/35098 12"
CA13	6631900097F	"Harness,SingleYEONHO)SMH250 35097/3"
CA14	6631T20037D	"Harness,SinglePHR-12P PHR-12P 700mM"
CA15	6631T20037E	"Harness,SinglePHR-12P PHR-12P 300mM"
CA16	6631900063G	"Harness,Single6631900063G SMH200 SM"
CA2	EAD30301901	"Harness,SingleDMS 4P CONNECTOR ASSY"
CA3	6631900099A	"Harness,SingleSMH250 SMP250 300mM 2"
CA4	6631900010S	"Harness,Single12P 2.0MM 1000MM SMH2"
CA5	6631900012C	"Harness,SingleSMH250 SMH250 200mM 2"
CA6	EAD36184801	"Harness,SingleSMH250 SMH250 400MM 2"
CA7	6631900027C	"Harness,SingleSMH250 SMH250 200mM 2"
CA8	6631T20033E	"Harness,SingleSMH200-14P SMH200-14P"
CA9	6631T20041B	"Harness,Single12P-12P(PHR) PHR-12 P"

JACKS

J1000	6612B00015B	DC1R019WDH SOCKET 21P STRAIGHT SMD
J1001	6612B00015B	DC1R019WDH SOCKET 21P STRAIGHT SMD
J1101	6612F00099A	PEJ024-01 1P 4P STRAIGHT TR 3.6MM B
J1200	6612M00010A	PSC003-01 21P 21P/1C 3.81MM STRAIGH
J1201	6612M00010A	PSC003-01 21P 21P/1C 3.81MM STRAIGH
J1203	6612J10031B	PPJ209-01 14.0MM 1RX3C ANGLE BK SCR
J600	6612J10023A	KCN-BT-0-0053 10.5MM/11.5MM 1RX1C S
JK100	6612J10033A	PMJ016-13 13P DIN/RCA 14MM ANGLE DI

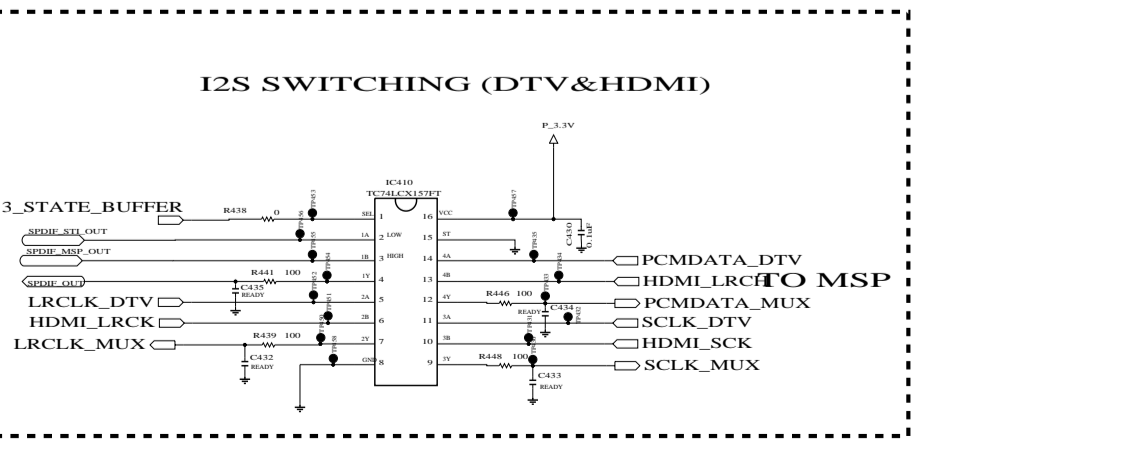
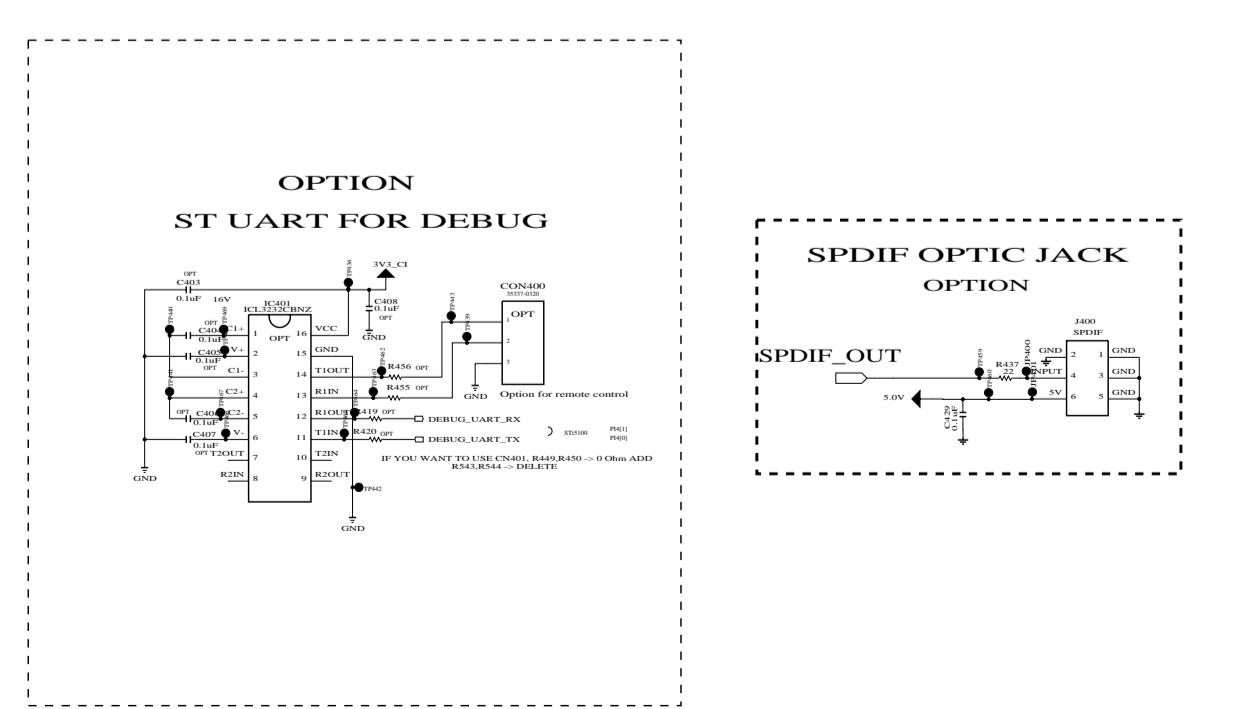
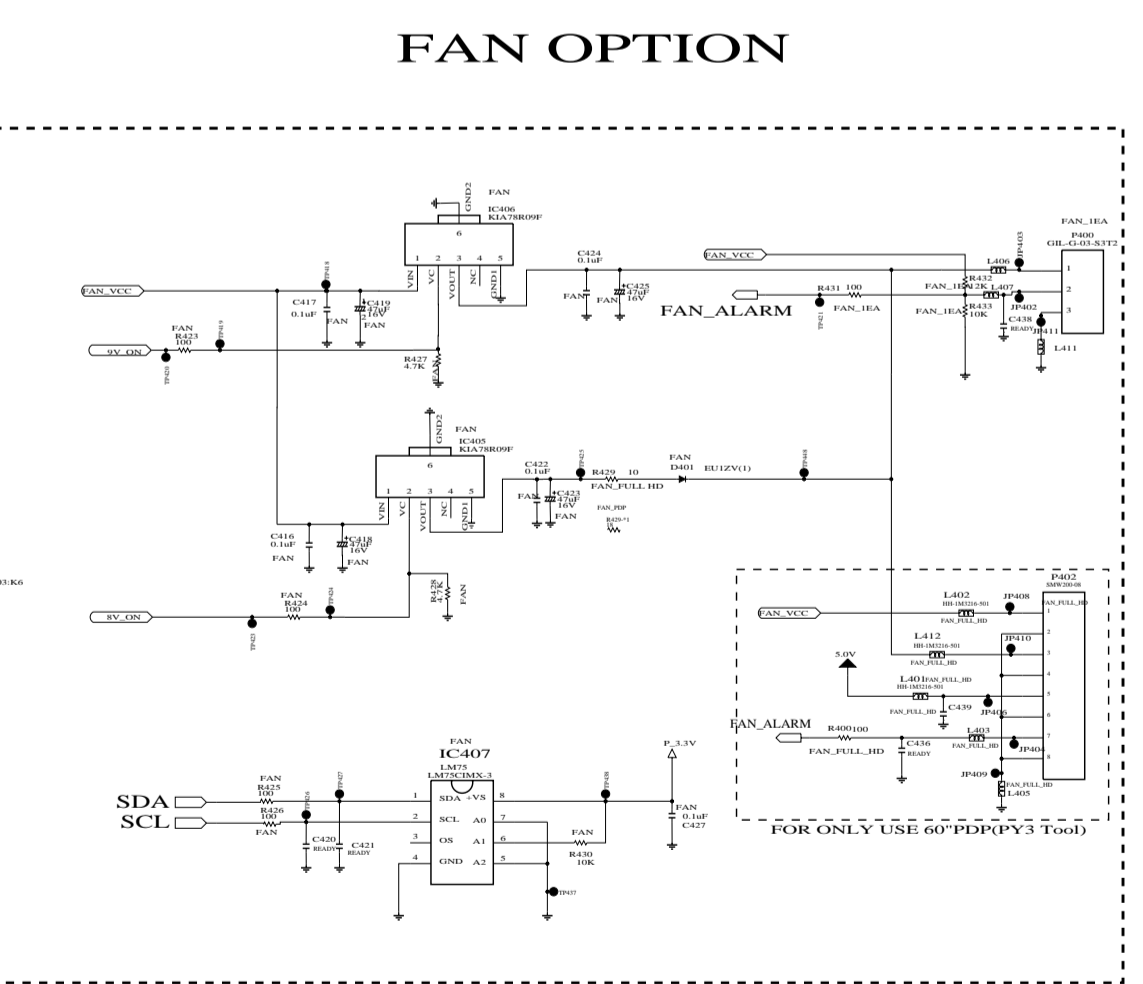
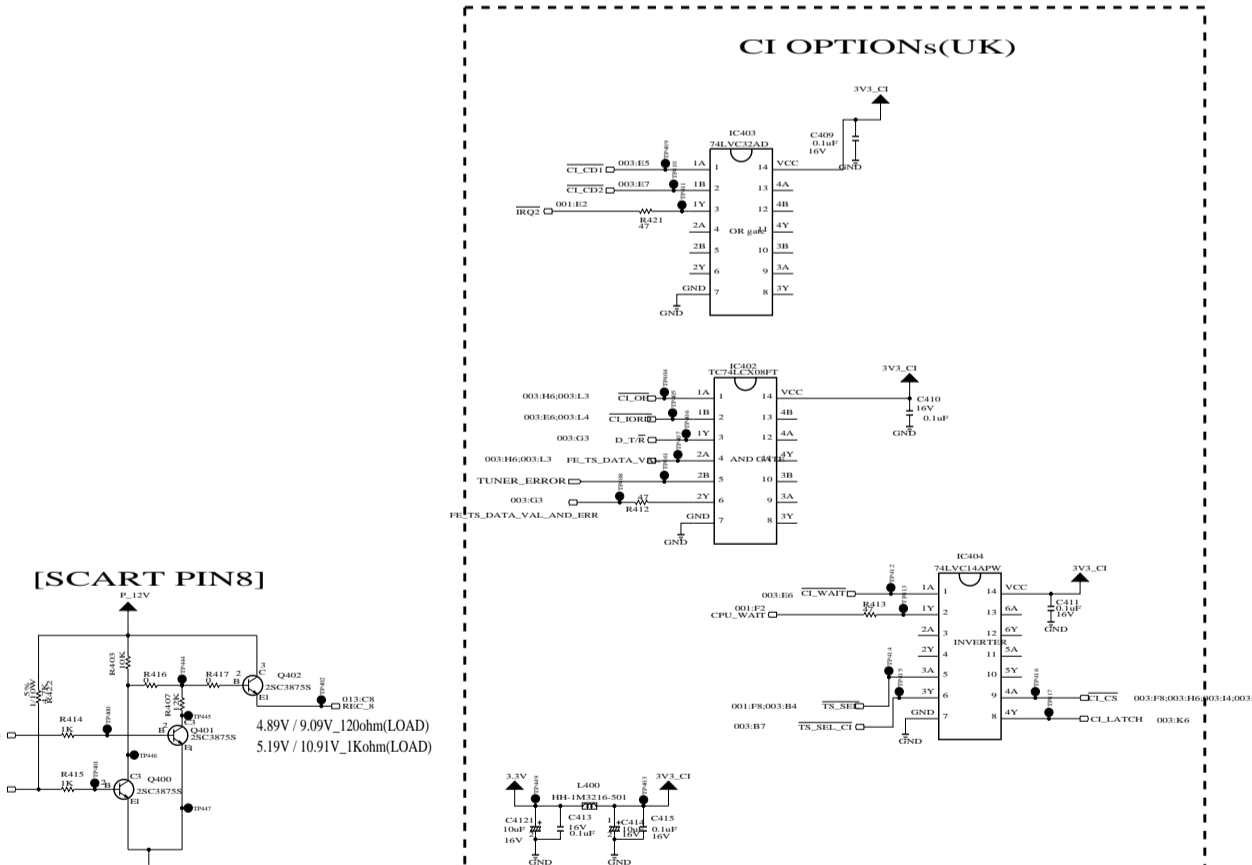
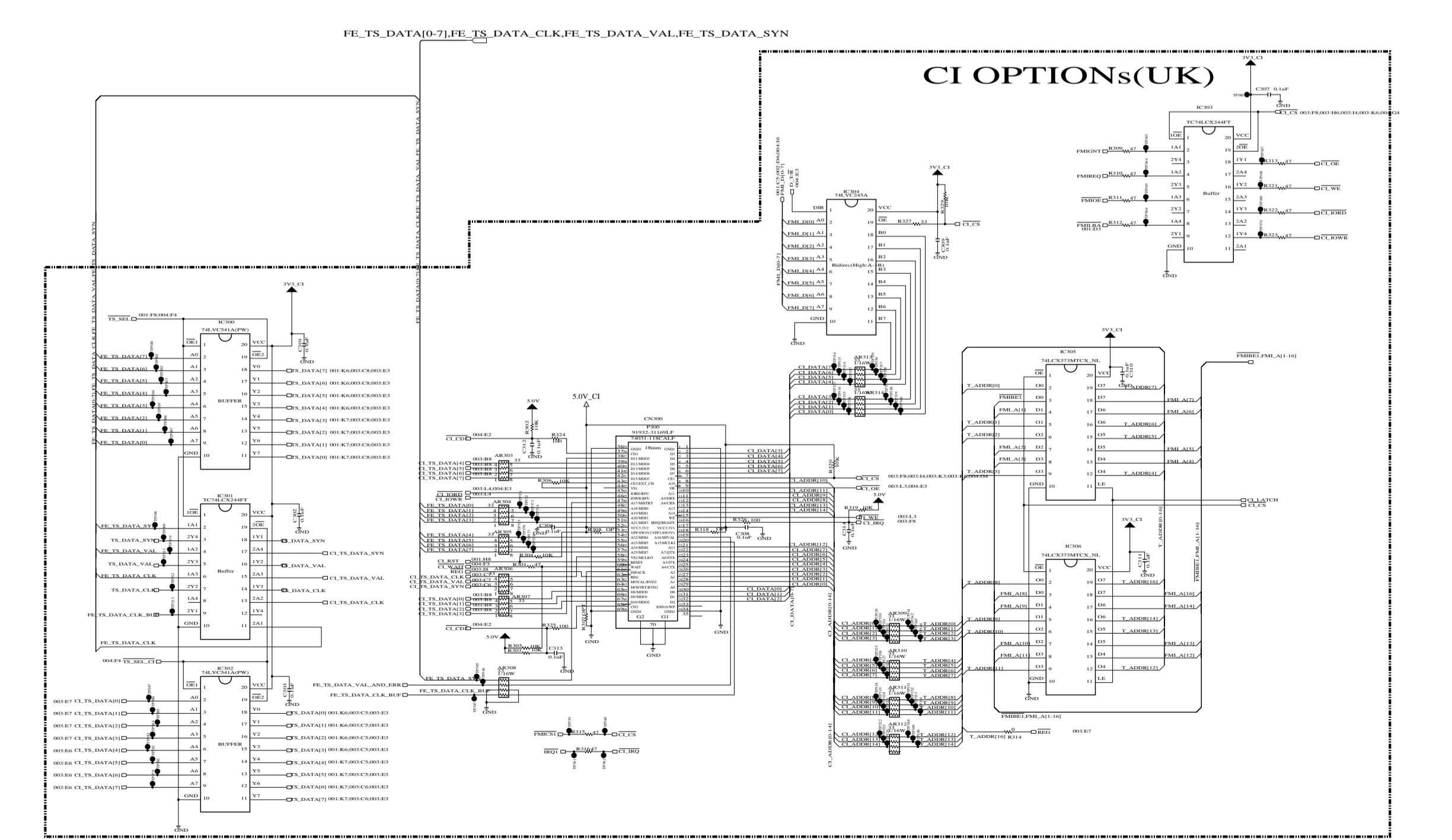
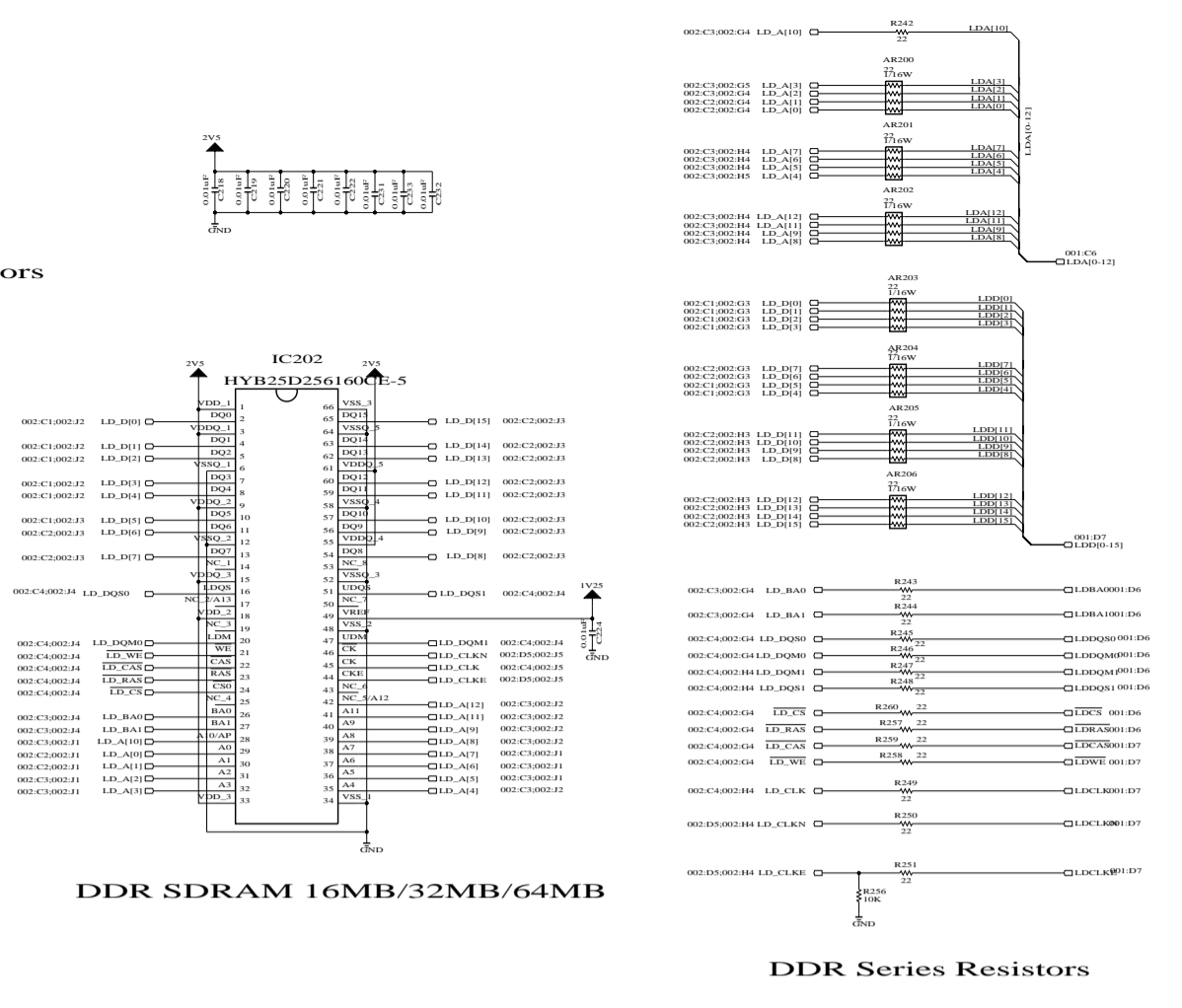
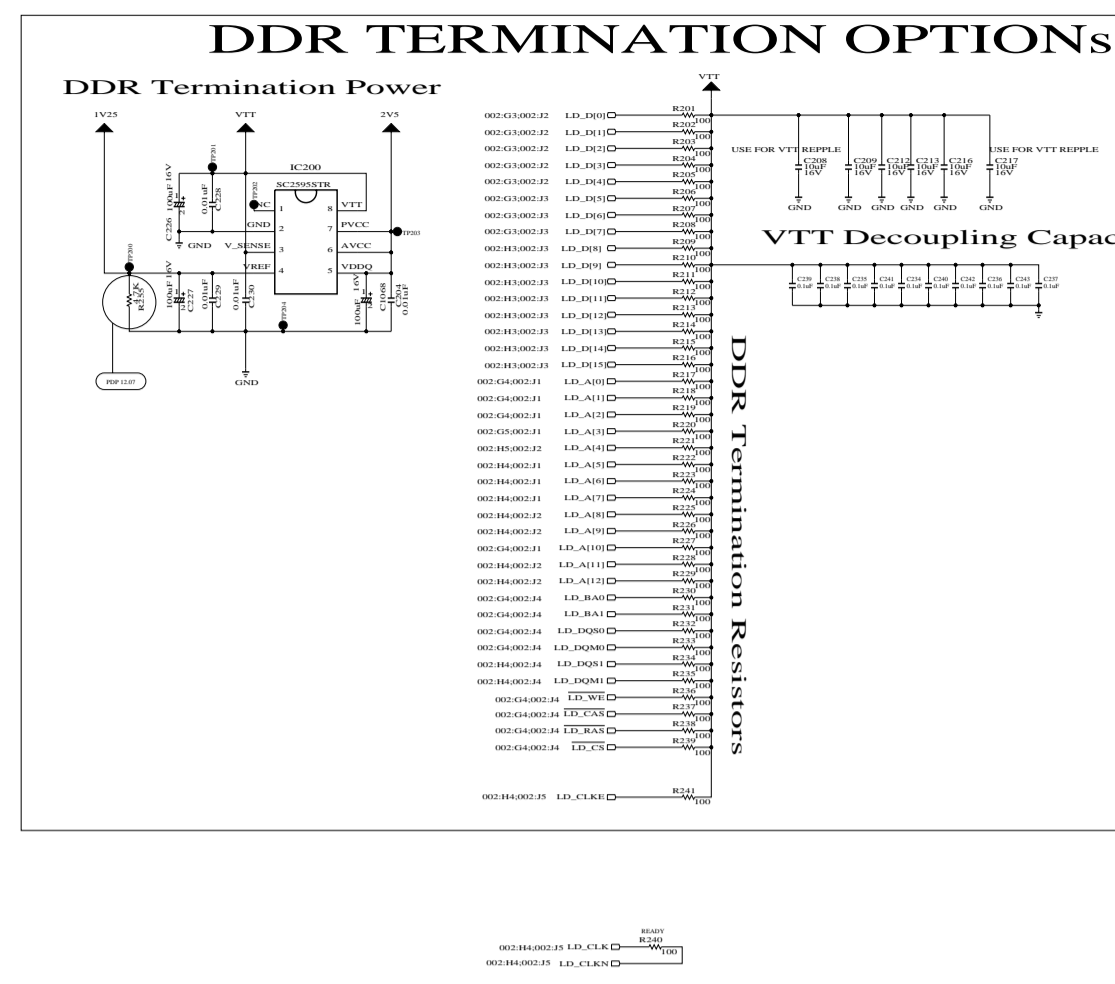
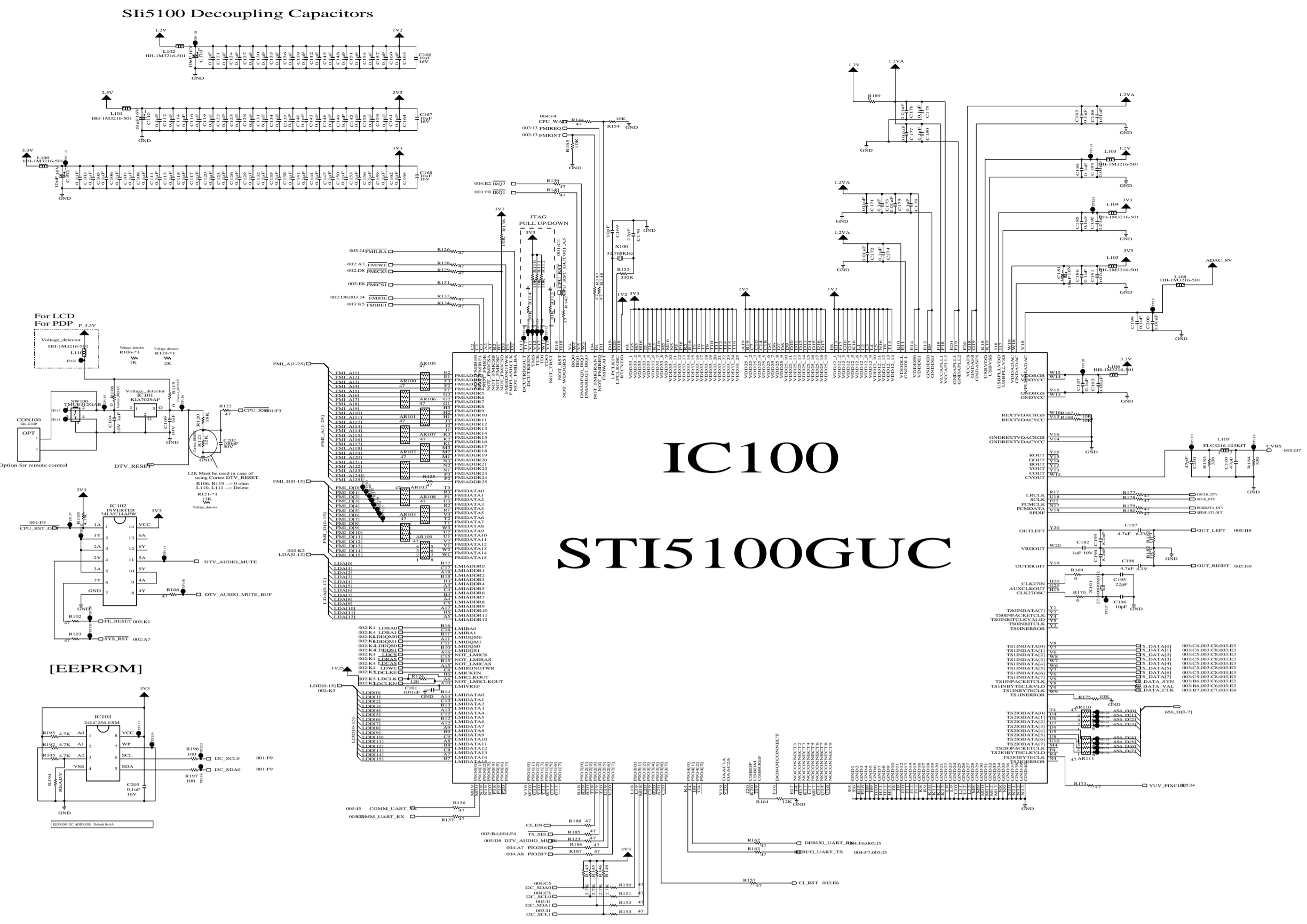
SWITCHes

SW100	EBF32593901	TMUE312GAB 1C1P 12VDC 0.5A VERTICAL
SW101	140-313B	KPT-1115AM 1C1P 12VDC 0.05A HORIZON
SW102	140-313B	KPT-1115AM 1C1P 12VDC 0.05A HORIZON
SW103	140-313B	KPT-1115AM 1C1P 12VDC 0.05A HORIZON
SW104	140-313B	KPT-1115AM 1C1P 12VDC 0.05A HORIZON
SW105	140-313B	KPT-1115AM 1C1P 12VDC 0.05A HORIZON
SW106	140-313B	KPT-1115AM 1C1P 12VDC 0.05A HORIZON
SW107	140-313B	KPT-1115AM 1C1P 12VDC 0.05A HORIZON
SW108	140-313B	KPT-1115AM 1C1P 12VDC 0.05A HORIZON
SW700	EBF32593901	TMUE312GAB 1C1P 12VDC 0.5A VERTICAL

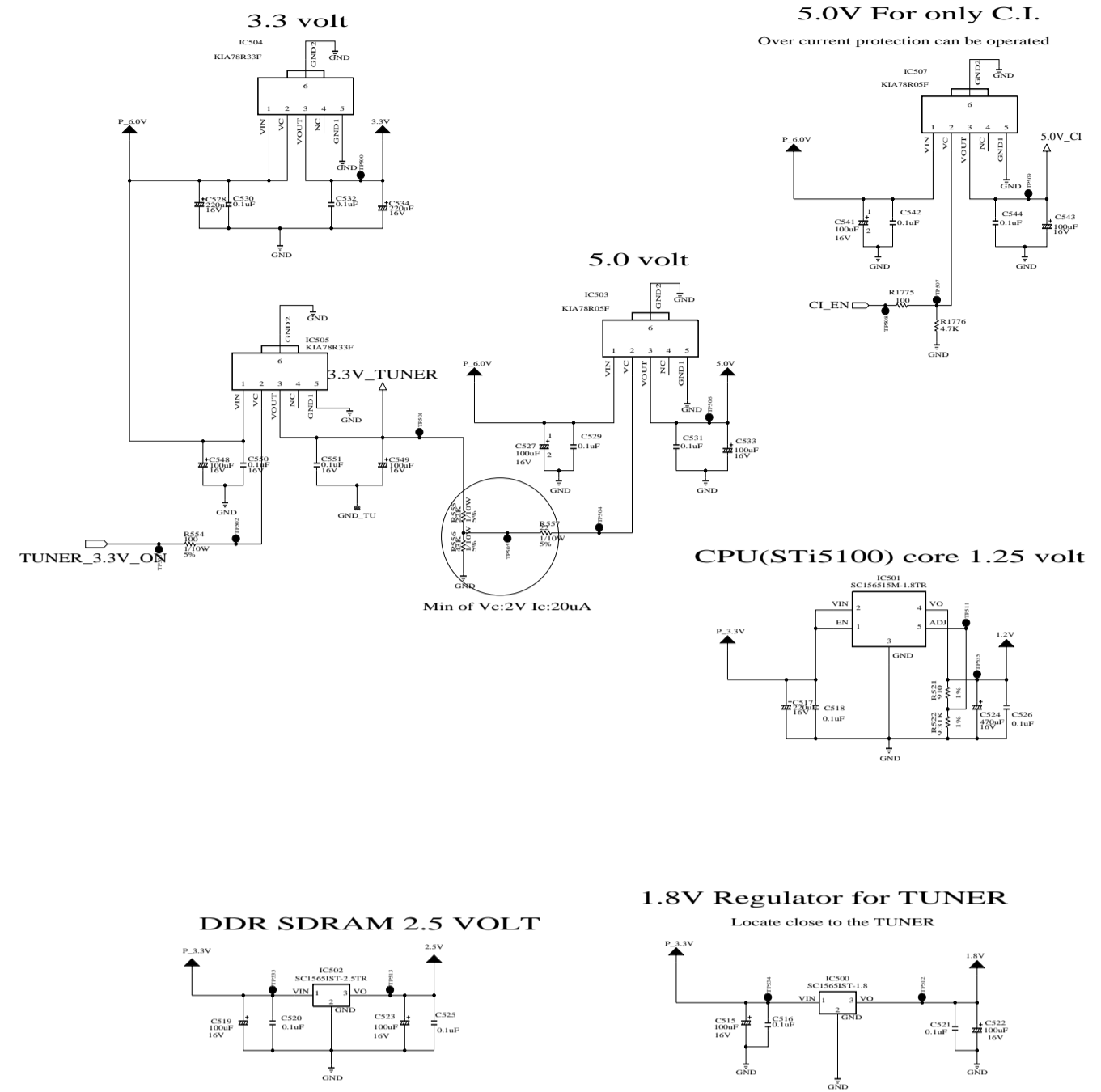
OTHERs

B1	3890TKD002P	BoxLB500J(PCB) BRAND 542*397*445
B2	3890TKD002Q	BoxRZ-42LZ30 BRAND PCB MATER CARTON
B3	3890900400A	BoxBOX SW 376 286 50 1 COLOR ACCESS
B4	MAY36501002	BoxBOX DW 1214 890 394 2 COLOR 47LB
B5	3890TKD002P	BoxLB500J(PCB) BRAND 542*397*445
B6	3890TKD002P	BoxLB500J(PCB) BRAND 542*397*445
B7	MAY30431315	BoxBOX DW 1214 180 394 NO PRINTING
D100	0DLLT0110AA	"LED,DIPLTL-1BEHJ-1 ROUND 3MM RED OR"
IC100	6712000013A	Receiver ModuleTSOP4438SO1 4.5TO5.5
J400	68719ST996A	"PCB Assembly,SubSUB T.T LD61A 32LC2"
P1	3918TKK038J	Packing538*390 LB500J PCB
P10	3918TKK040A	Packing542*70 MAIN PCB(B)
P11	3918TKK038J	Packing538*390 LB500J PCB

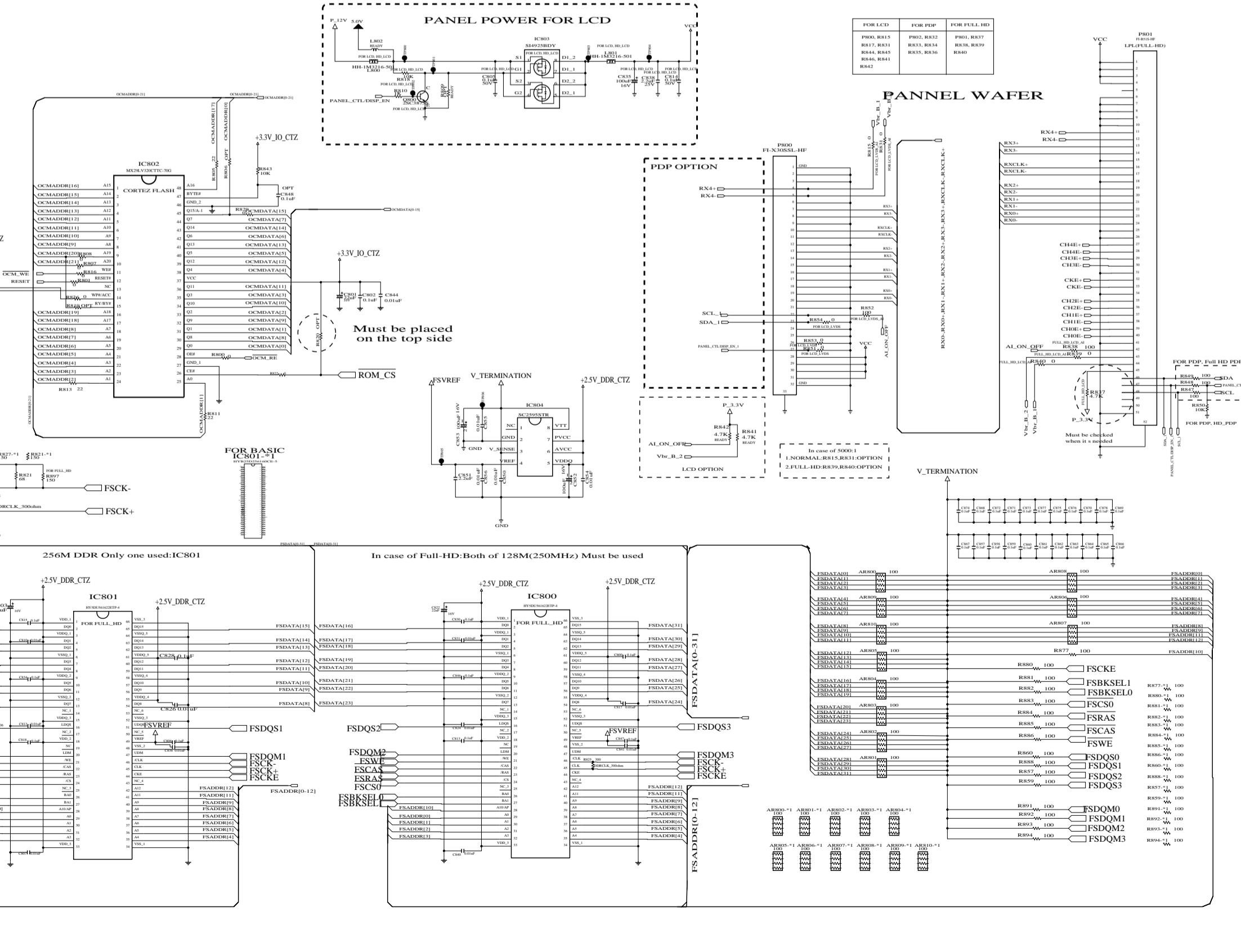
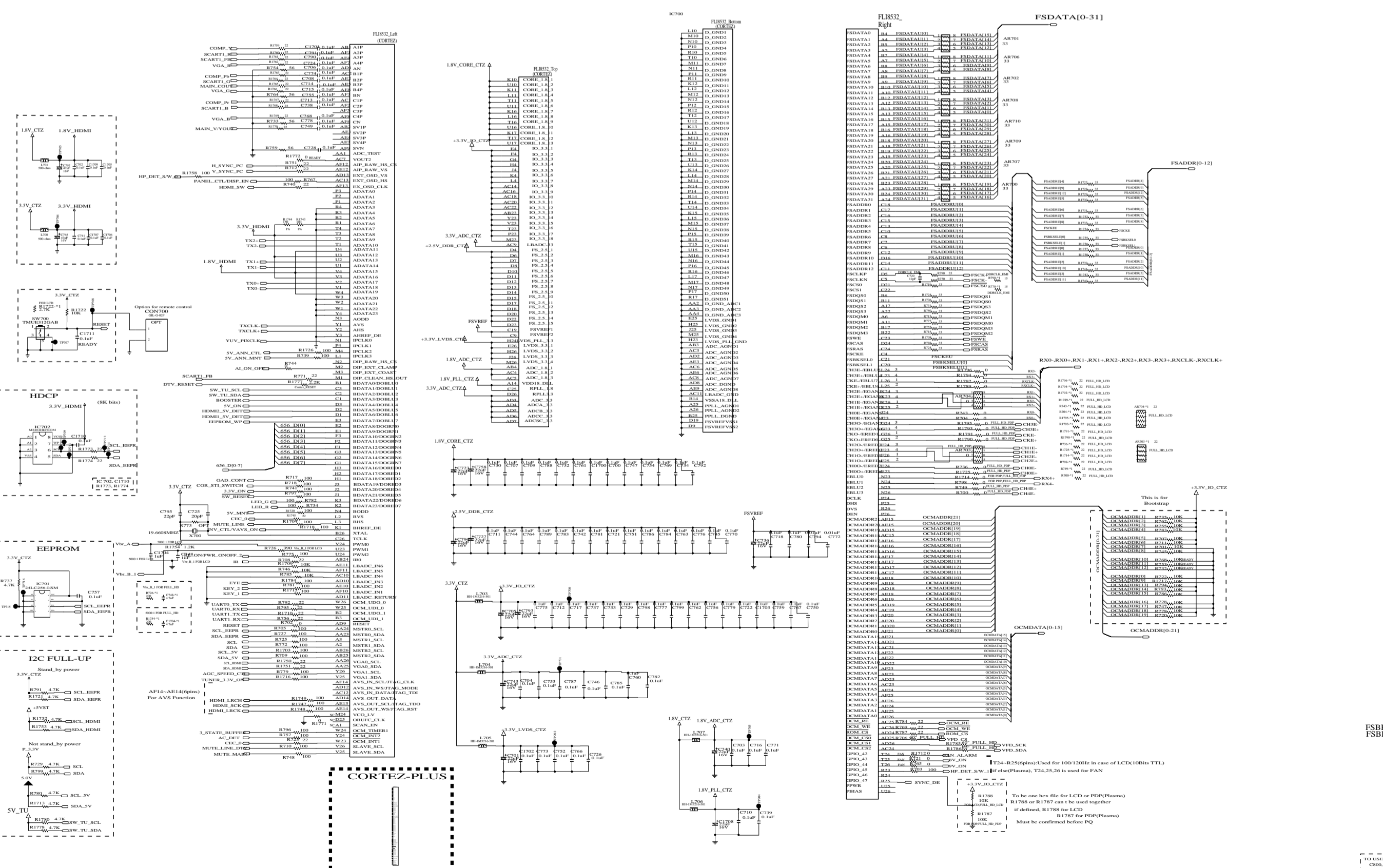
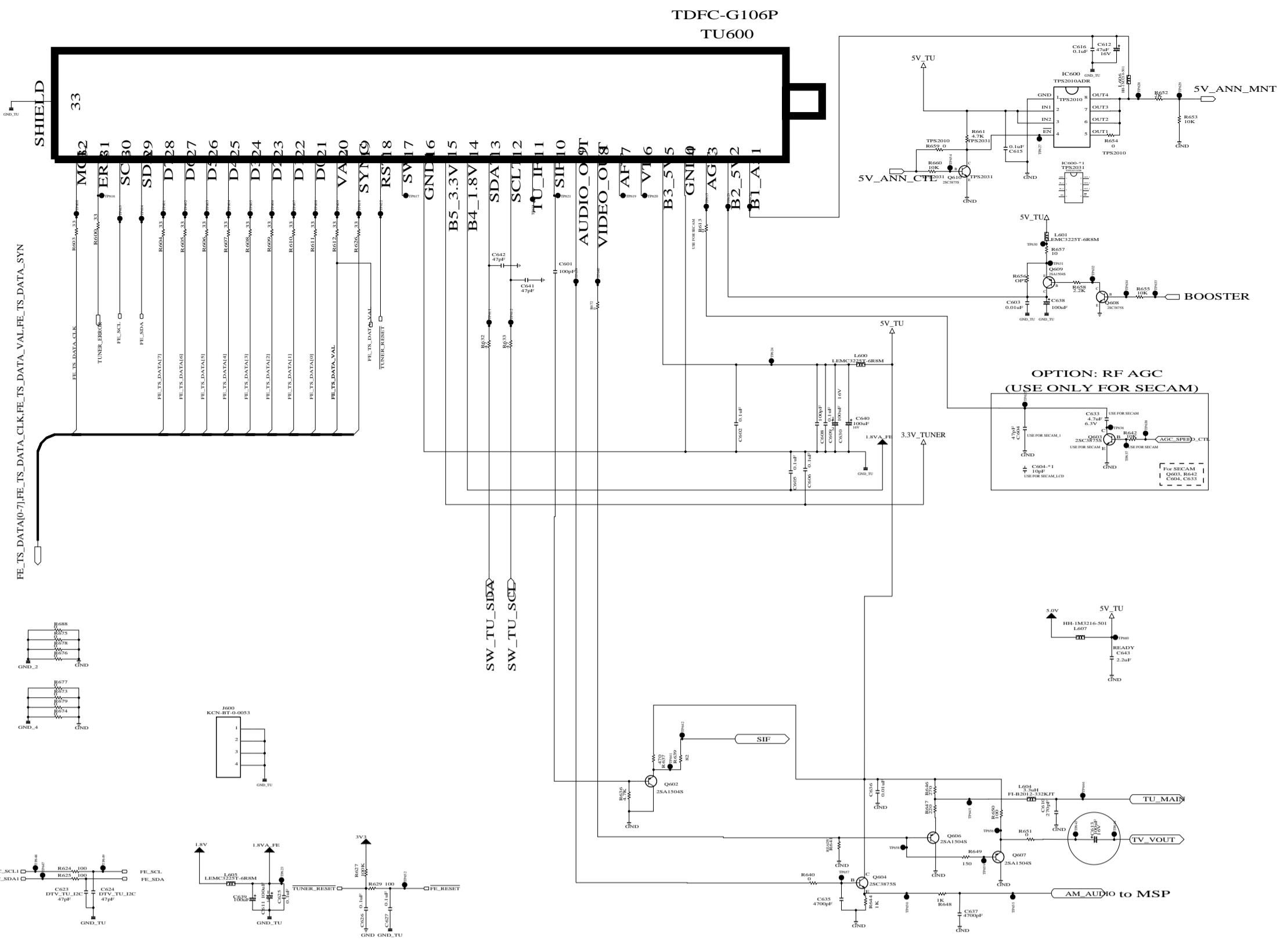
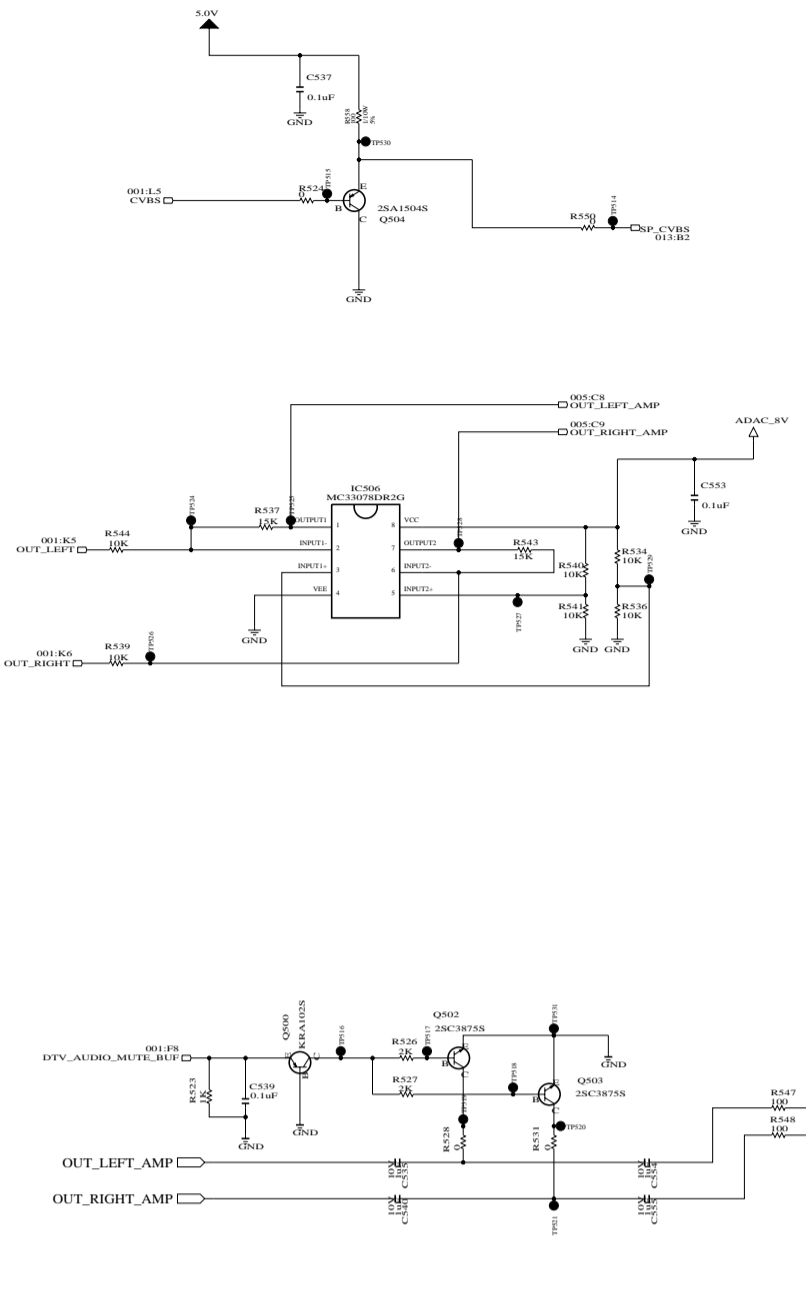
LOC. NO.	PART NO.	DESCRIPTION / SPECIFICATION	LOC. NO.	PART NO.	DESCRIPTION / SPECIFICATION
P12	3918TKK038J	Packing538*390 LB500J PCB			
P13	400-C17F	Packing(1000X1050)CS771 DIGITAL			
P14	3918TKK040B	Packing397*70 LB500J MAIN PCB(S)			
P15	3918TKK040A	Packing542*70 MAIN PCB(B)			
P16	400-C02X	"PackingCARTON(840*1200,SCQ466)"			
P17	MFZ37705801	"PackingMOLD EPS 47LC4,5,7 Round Sta"			
P2	MFZ37372401	PackingBOX DW 575 50 395 NO PRINTIN			
P3	3918TKK038P	Packing1140*790 FOR L1515SL			
P4	3918TKK038V	Packing(565*385) RZ-42LZ30			
P5	400-C17F	Packing(1000X1050)CS771 DIGITAL			
P6	3918TKK040A	Packing542*70 MAIN PCB(B)			
P7	3918TKK040B	Packing397*70 LB500J MAIN PCB(S)			
P8	400-C17F	Packing(1000X1050)CS771 DIGITAL			
P9	3918TKK040B	Packing397*70 LB500J MAIN PCB(S)			
TU600	EBL32961502	"Tuner,DigitalTDFC-G106P DVB-T/PAL 1"			
X100	6212AC2002B	Crystal9H03200164 32.768KHZ 20PPM 1			
X101	6212AB2883A	CrystalHC-49SM 27.00000MHZ 27MHZ 30			
X1300	156-A02R	CrystalEUA18.4320F16E33L 18.432MHZ			
X700	6212AB2015J	CrystalHC-49SM 19.66080HZ 19.6608HZ			



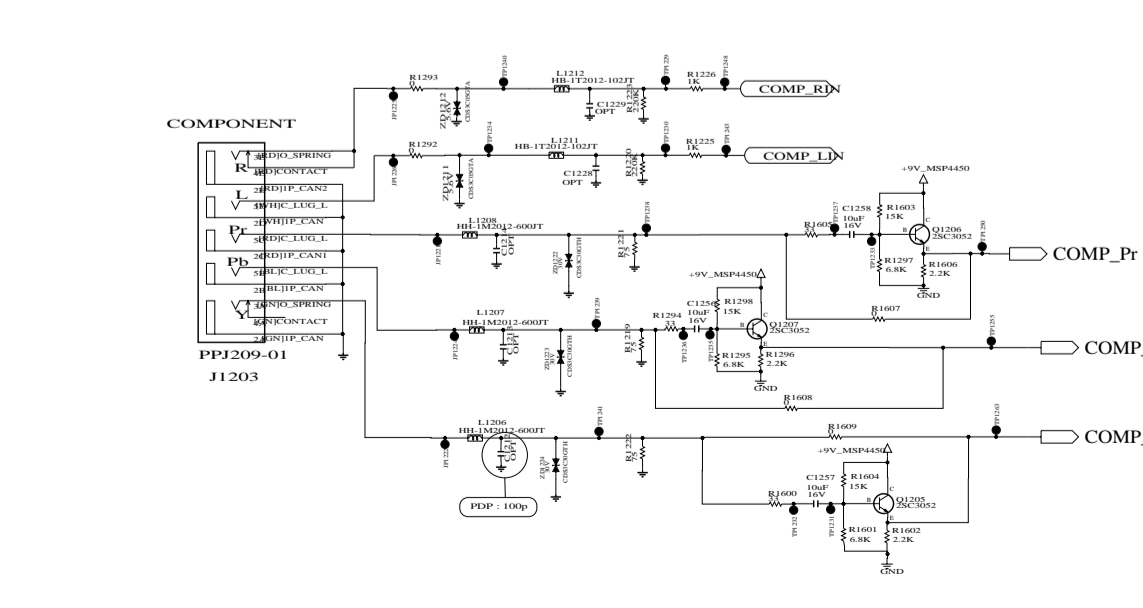
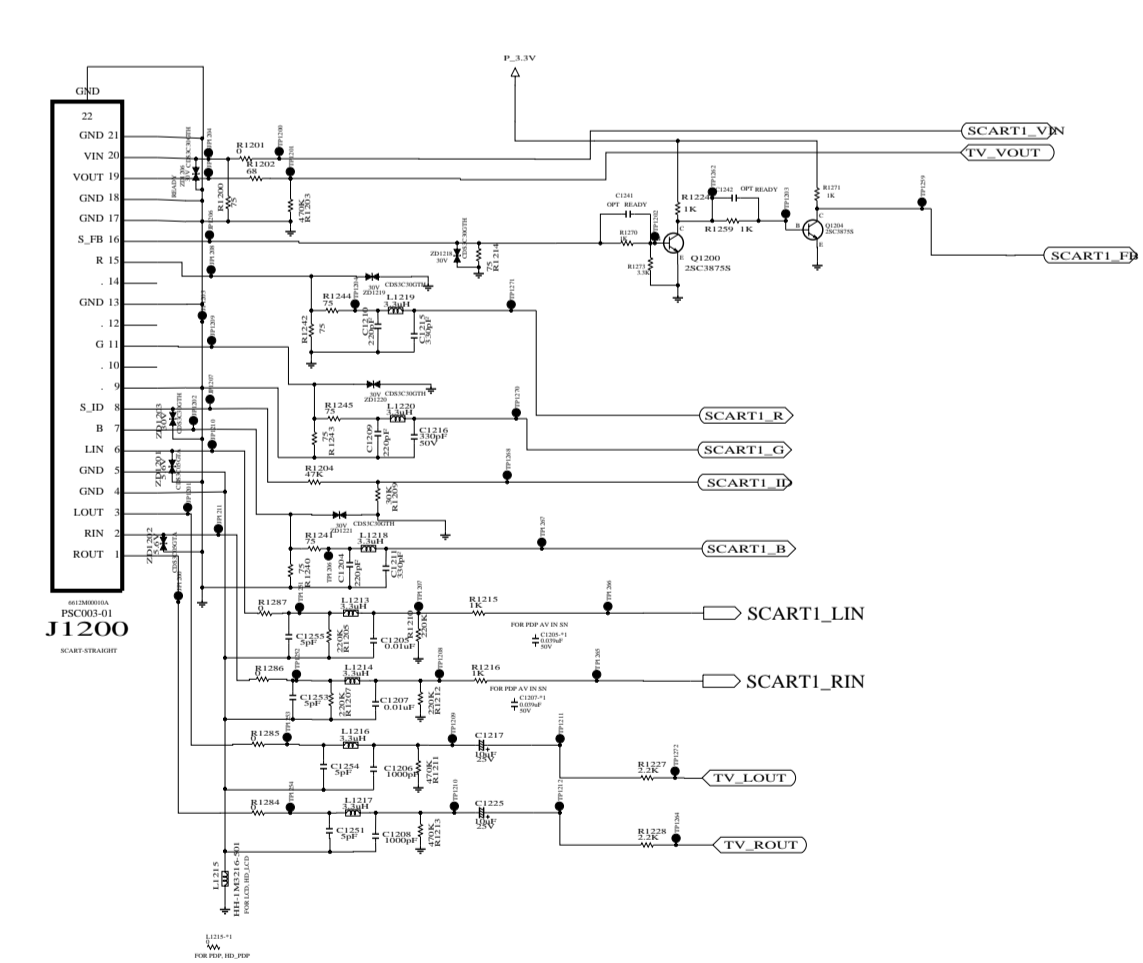
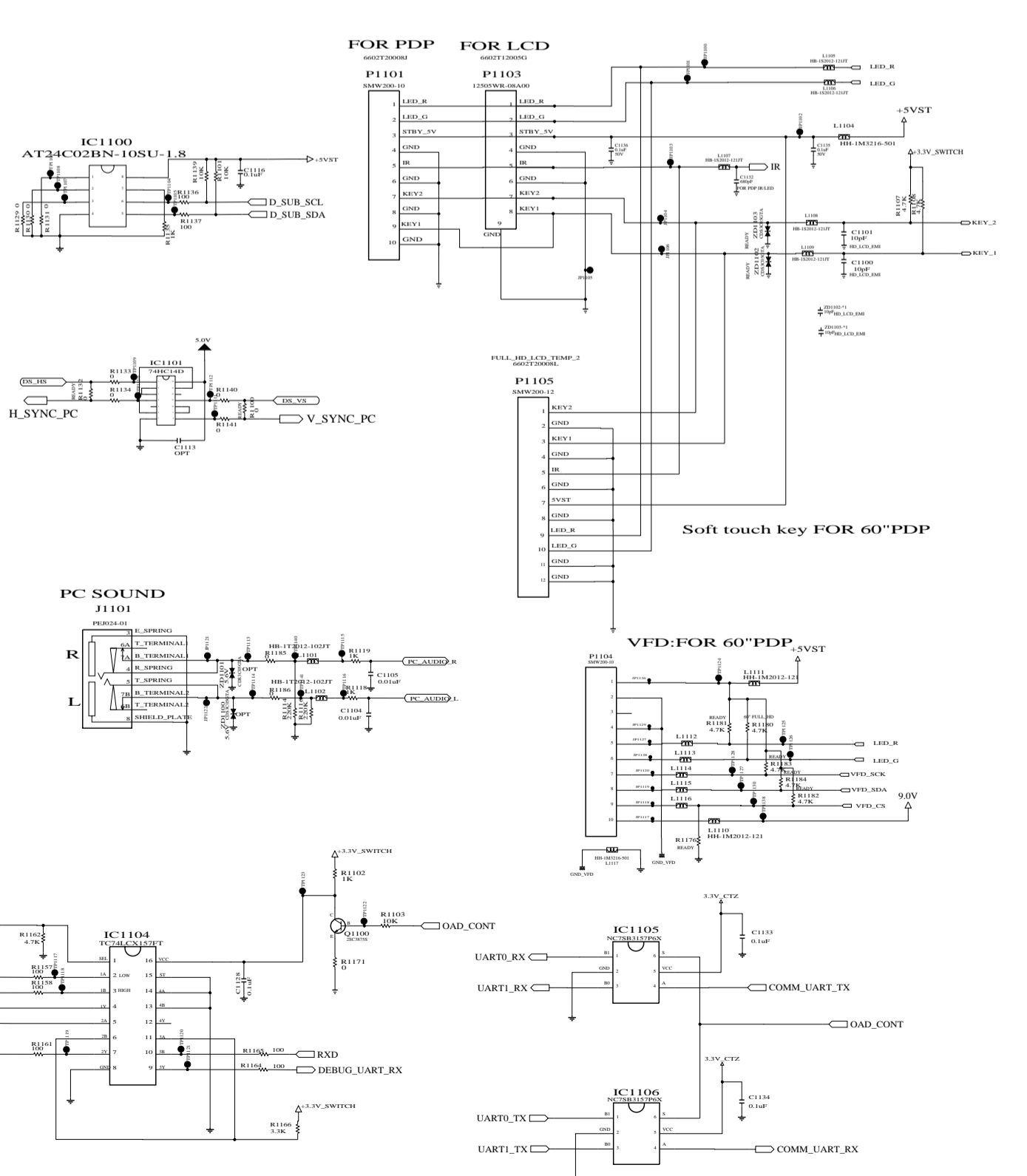
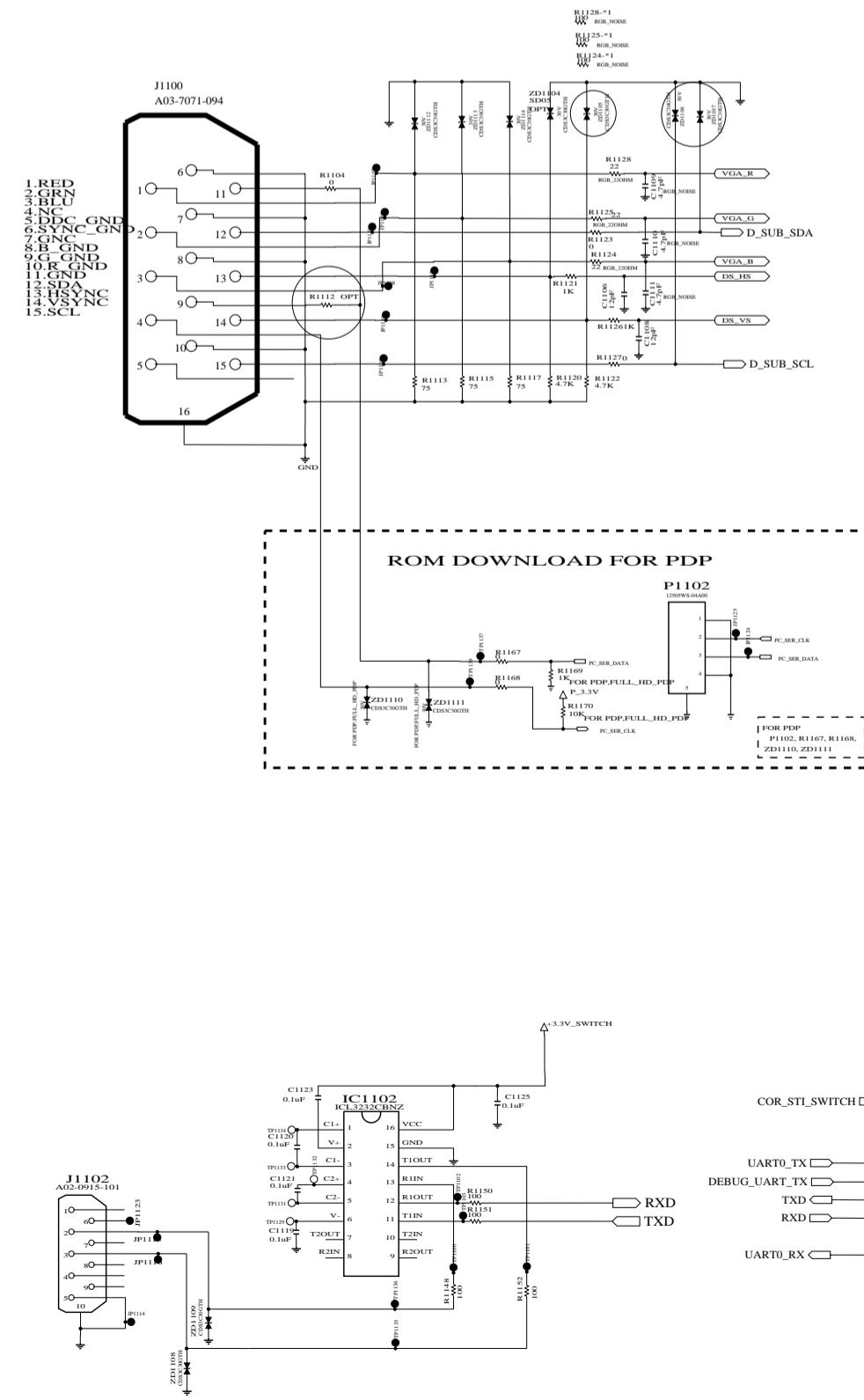
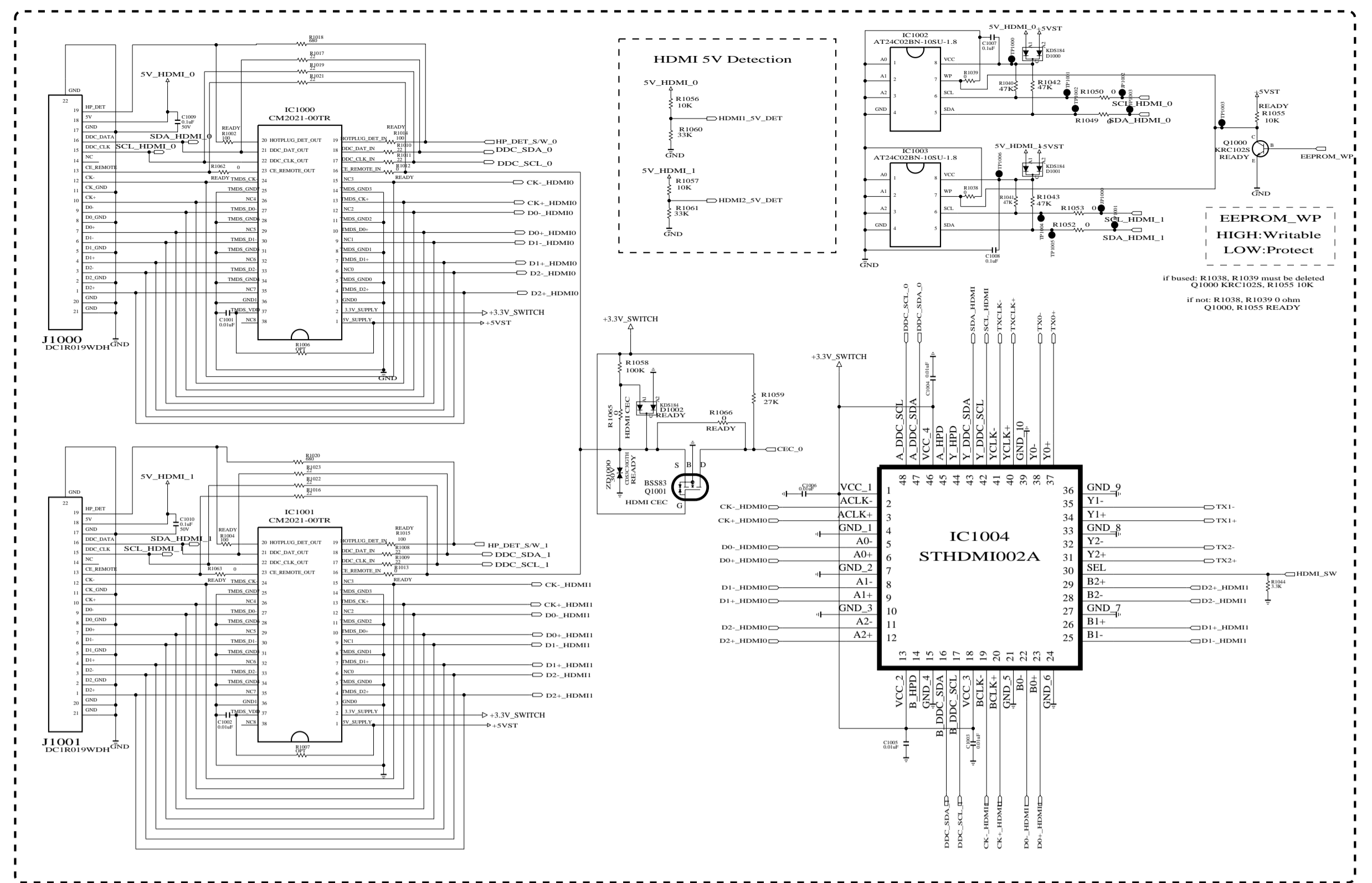
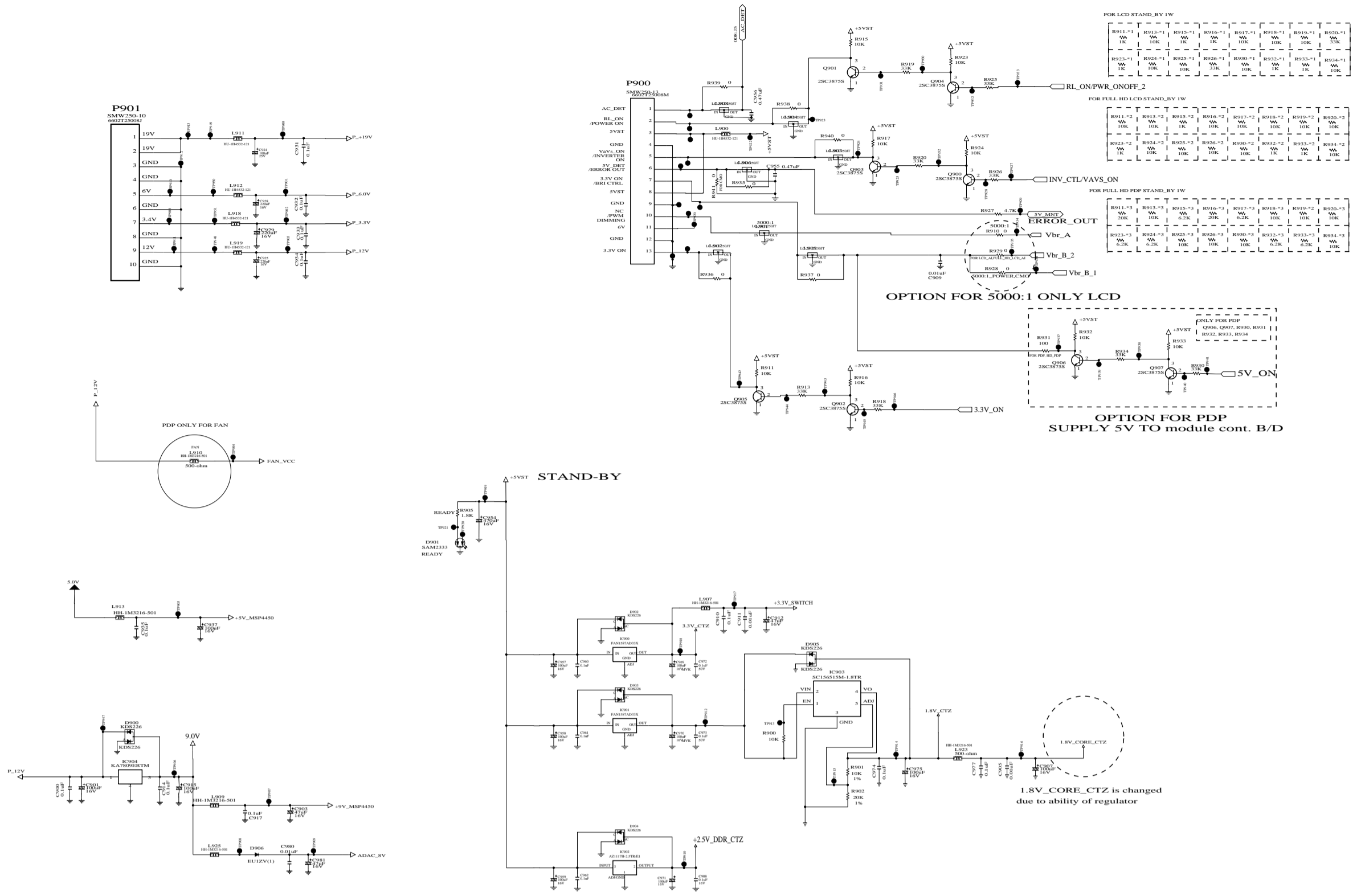
[POWER BLOCK]

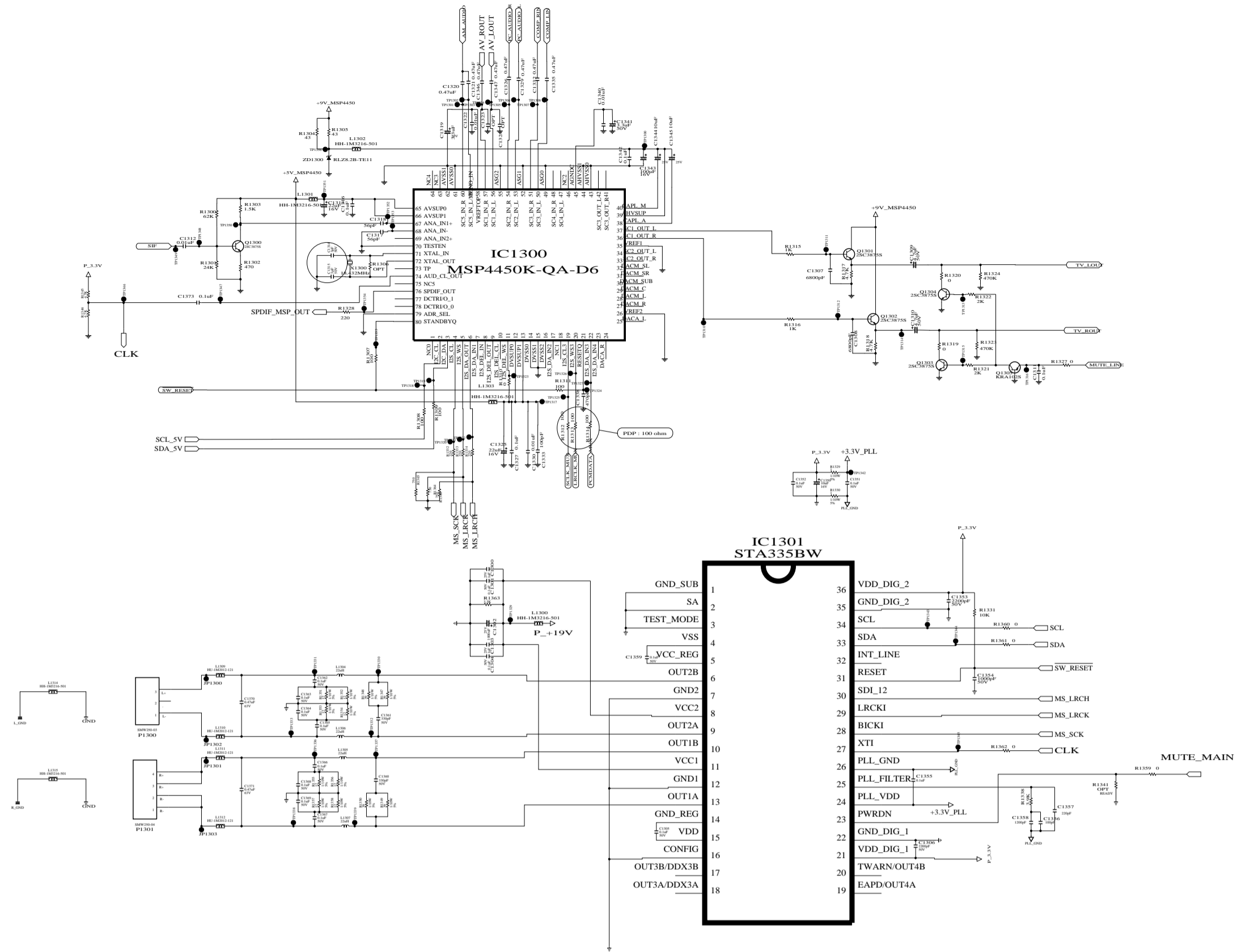


% MUST BE PLACED NEAR IC100



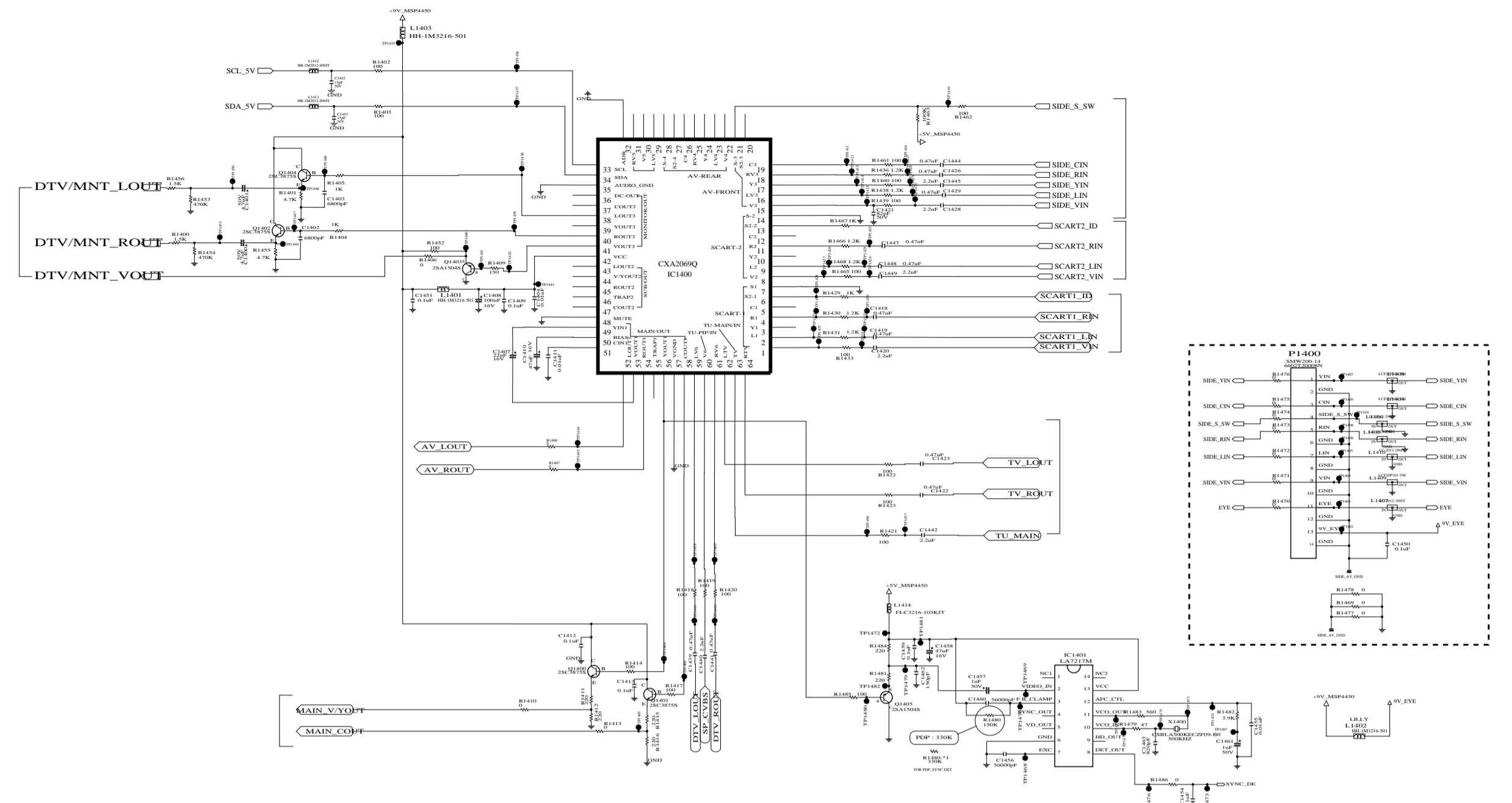
1. For 256M DDR, there are two options
 2. For 128M(250MHz) DDR, there are two options
 3. CPU core
 4. CPU core
 5. CPU core
 6. CPU core
 7. CPU core
 8. CPU core
 9. CPU core
 10. CPU core
 11. CPU core
 12. CPU core
 13. CPU core
 14. CPU core
 15. CPU core
 16. CPU core
 17. CPU core
 18. CPU core
 19. CPU core
 20. CPU core
 21. CPU core
 22. CPU core
 23. CPU core
 24. CPU core
 25. CPU core
 26. CPU core
 27. CPU core
 28. CPU core
 29. CPU core
 30. CPU core
 31. CPU core
 32. CPU core
 33. CPU core
 34. CPU core
 35. CPU core
 36. CPU core
 37. CPU core
 38. CPU core
 39. CPU core
 40. CPU core
 41. CPU core
 42. CPU core
 43. CPU core
 44. CPU core
 45. CPU core
 46. CPU core
 47. CPU core
 48. CPU core
 49. CPU core
 50. CPU core
 51. CPU core
 52. CPU core
 53. CPU core
 54. CPU core
 55. CPU core
 56. CPU core
 57. CPU core
 58. CPU core
 59. CPU core
 60. CPU core
 61. CPU core
 62. CPU core
 63. CPU core
 64. CPU core
 65. CPU core
 66. CPU core
 67. CPU core
 68. CPU core
 69. CPU core
 70. CPU core
 71. CPU core
 72. CPU core
 73. CPU core
 74. CPU core
 75. CPU core
 76. CPU core
 77. CPU core
 78. CPU core
 79. CPU core
 80. CPU core
 81. CPU core
 82. CPU core
 83. CPU core
 84. CPU core
 85. CPU core
 86. CPU core
 87. CPU core
 88. CPU core
 89. CPU core
 90. CPU core
 91. CPU core
 92. CPU core
 93. CPU core
 94. CPU core
 95. CPU core
 96. CPU core
 97. CPU core
 98. CPU core
 99. CPU core
 100. CPU core





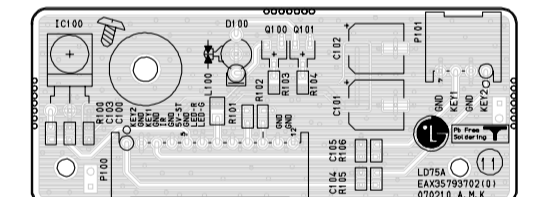
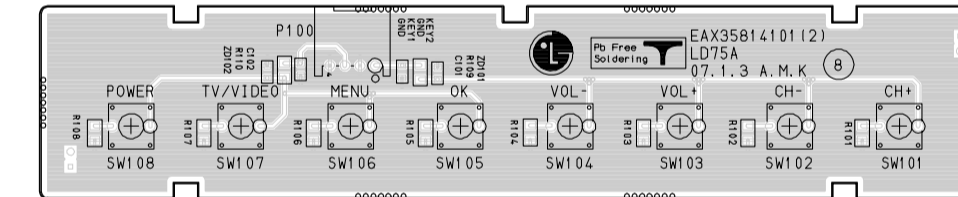

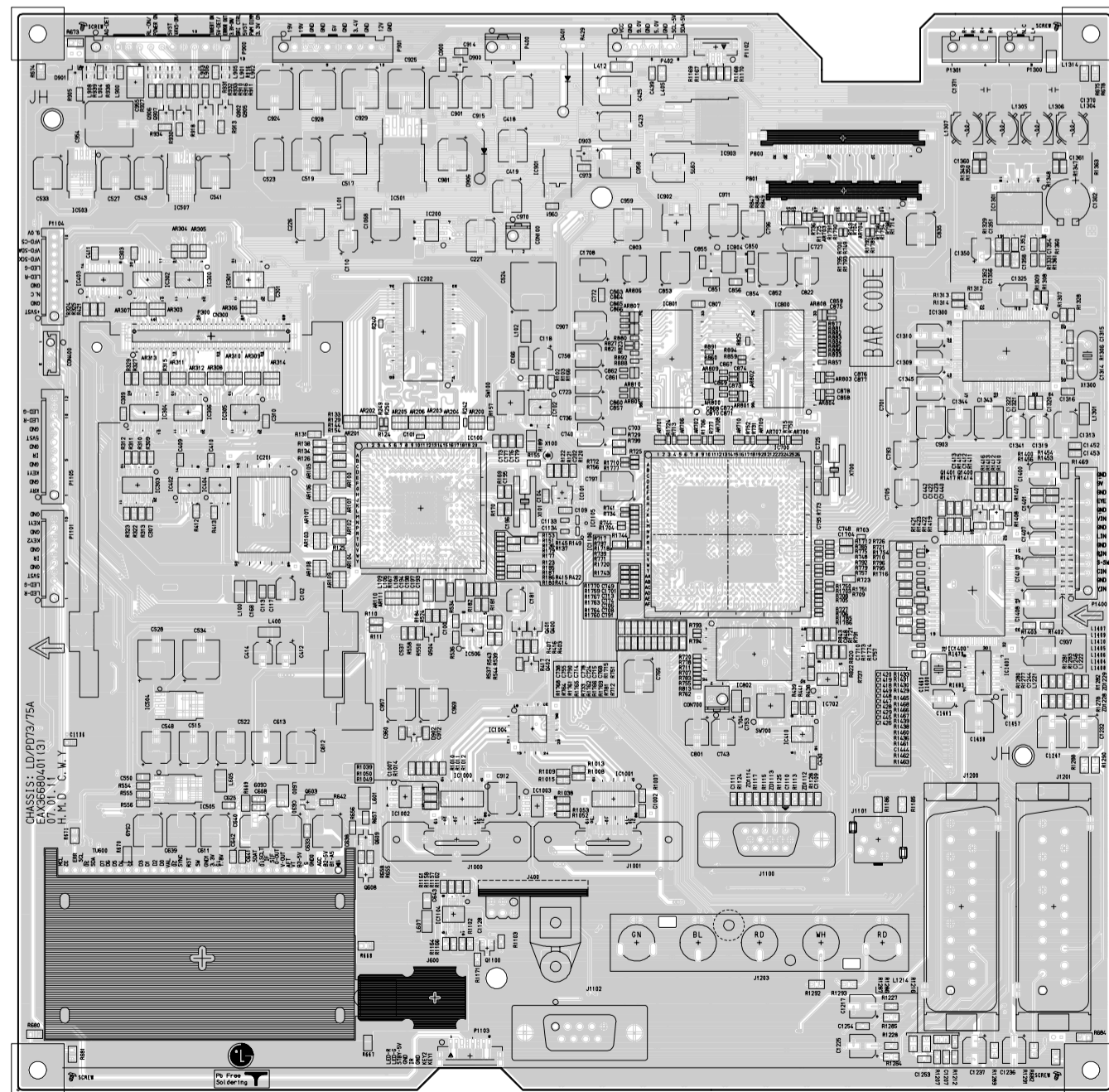
MAIN (TOP)

MAIN (BOTTOM)



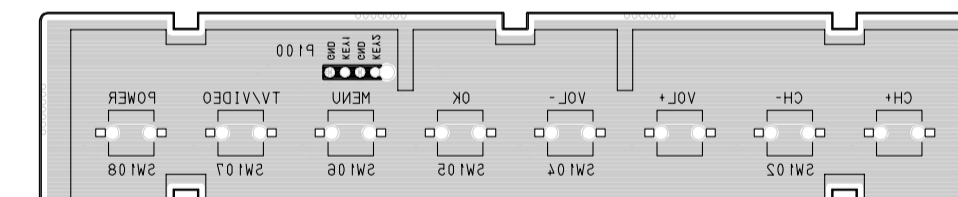
CONTROL KEY (TOP)

AMP (TOP)

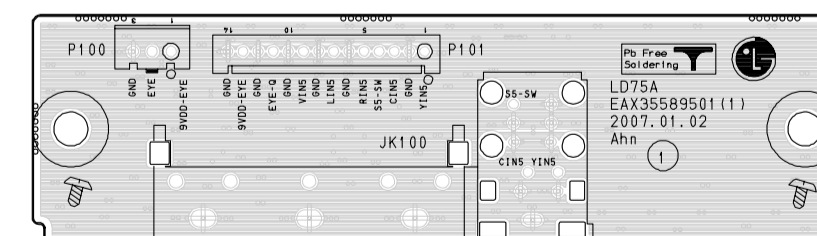


CONTROL KEY (BOTTOM)

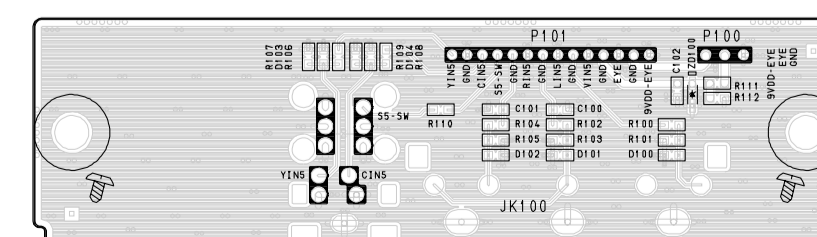
AMP (BOTTOM)



SIDE AV (TOP)



SIDE AV (BOTTOM)





P/NO : MFL36631011

Apr., 2007
Printed in Korea